

PANTHERS



2017-18 FLORIDA PANTHERS

# MEDIA GUIDE





2017-18 FLORIDA PANTHERS

# ***MEDIA GUIDE***

**#ONETERRITORY**



# TABLE OF CONTENTS

## THE EXECUTIVES

Team Directory	6	Carolina Hurricanes	175
Media Information	10	Chicago Blackhawks	176
In The Community	12	Colorado Avalanche	177
Ownership	14	Columbus Blue Jackets	178
Front Office Staff	18	Dallas Stars	179
Coaching Staff	24	Detroit Red Wings	180
Scouting Staff	28	Edmonton Oilers	181
Medical Staff	30	Los Angeles Kings	182
Equipment Staff	34	Minnesota Wild	183
TV/Radio	36	Montreal Canadiens	184

## THE PLAYERS

Player Roster	40	New Jersey Devils	186
Prospects In The System	122	New York Islanders	187
Springfield Thunderbirds	142	New York Rangers	188
Draft History	144	Ottawa Senators	189

## 2016-17 SEASON-IN-REVIEW

2016-17 Final NHL Standings	152	Philadelphia Flyers	190
2016-17 NHL Leaders	152	Pittsburgh Penguins	191
2016-17 Game-by-Game Results	154	San Jose Sharks	192
2016-17 Final Individual Statistics	156	St. Louis Blues	193
2016-17 Highs & Lows	157	Tampa Bay Lightning	194
2016-17 Miscellaneous Statistics	158	Toronto Maple Leafs	195
2016-17 Transactions	162	Vancouver Canucks	196
2016-17 Injuries	165	Vegas Golden Knights	197
2016-17 Home Scoring	166	Washington Capitals	198
2016-17 Away Scoring	167	Winnipeg Jets	199

## 2017-18 OPPONENTS

Anaheim Ducks	170	<b>REGULAR SEASON RECORDS</b>	
Arizona Coyotes	171	All Time Records	202
Boston Bruins	172	Panthers Records (1993-2016)	203
Buffalo Sabres	173	All-Time Leaders	226
Calgary Flames	174	Career Scoring	236
		Team Records	241
		Individual Records	248
		Goaltending Records	251
		Rookie Records	252
		1993-94 Records	254





1994-95 Records	256	National Hockey League	355
1995-96 Records	258	NHL Communication Contacts	356
1996-97 Records	260	NHL Critical Dates	357
1997-98 Records	262		
1998-99 Records	264		
1999-00 Records	266		
2000-01 Records	268		
2001-02 Records	270		
2002-03 Records	272		
2003-04 Records	274		
2005-06 Records	276		
2006-07 Records	278		
2007-08 Records	280		
2008-09 Records	282		
2009-10 Records	284		
2010-11 Records	286		
2011-12 Records	288		
2012-13 Records	290		
2013-14 Records	292		
2014-15 Records	294		
2015-16 Records	296		
2016-17 Records	298		
Inaugural Season Firsts	300		
All-Time Numerical Roster	302		
All-Time Register	304		
All-Time History	308		
<b>PANTHERS PLAYOFF HISTORY</b>			
All Time Playoff History	334		
All-Time Playoff Leaders	338		
Playoff Records	339		
<b>GENERAL INFO</b>			
Florida Panthers IceDen	352		
BB&T Center	353		
Panthers Alumni Association	354		



# TEAM DIRECTORY

// MEET THE STAFF

## Ownership

Owner, Chairman & Governor: Vincent J. Viola

## Executive

Vice Chairman, Partner & Alternate Governor: Douglas A. Cifu  
Executive Chairman: Peter Luukko  
President & CEO: Matthew Caldwell  
President of Hockey Operations and General Manager: Dale Tallon  
Special Advisor to the General Manager/Alternate Governor: William Torrey  
Assistant General Manager, GM Springfield (AHL): Eric Joyce  
Chief of Staff: Sean McCaffrey  
Executive Vice President: Charlie Turano  
Vice President, Ticket Sales: John Markiewicz  
Chief Financial Officer: Amy Perry  
Chief Technology Officer: John Spade  
Vice President, Event Programming: Kevin Grove  
Vice President, Human Resources/Payroll: Lane Miller  
Vice President, Broadcasting and Panthers Alumni: Randy Moller  
Vice President, Finance/Controller: Scott Levine  
Vice President, Business Operations: Shawn Thornton  
Vice President, Client Service: Nicole Meloff  
Vice President, Ticket Operations: Adam Summerell  
Vice President, Event Operations and Security: Tom Embrey  
Vice President, Communications and Public Relations: Thomas Drance  
Vice President, Marketing: Genya Adesso  
Executive Director, Florida Panthers Foundation: Lauren Simone  
VP Legal Affairs: Steve Werier  
General Counsel: Ed Wildermuth  
Executive Assistant: Lindsay Bohlen

## Hockey Operations

Senior Advisor to the President of Hockey Operations: Chris Pronger  
Director of Hockey Operations: Braden Birch  
Director of Player Development: Bryan McCabe  
Director of Hockey Analytics: Brian Macdonald  
Special Advisor to the General Manager: Tom Rowe  
Manager of Team Services: Stiles Burr  
Special Advisor to Team Ownership/Professional Scout: Peter Mahovlich  
Hockey Operations Assistant: Sydney Bell  
Scouts  
Director, Pro Scouting: Al Tuer  
Professional Scout: Neil Little  
Professional Scout: Richard Pollock  
Director, Amateur Scouting: Jason Bukala  
Amateur Scout: Fred Bandel  
Amateur Scout: Bill Ryan





Amateur Scout: Mike Fairman  
Amateur Scout: Wes Clark  
Director, European Amateur Scouting: Jari Kekalainen  
European Scout: Vadim Podrezov  
European Scout, Part-Time: Patrik Hall  
Consultants

Amateur Scouting Consultant: Josh Weissbock  
Amateur Scouting Consultant: Cam Lawrence  
Amateur Scouting Consultant, Part-Time Amateur Scout: Rhys Jessop

#### Coaching & Training Staff

Head Coach: Bob Boughner  
Associate Coach: Jack Capuano  
Assistant Coach: Paul McFarland  
Assistant Coach, Video: Ben Cooper  
Goaltending Coach: Robb Tallas  
Strength & Conditioning Coach: Tommy Powers  
Director of Sports Science/Physical Therapist: Tim Wittenauer

Head Athletic Trainer: Dave DiNapoli  
Assistant Athletic Trainer: Tommy Alva  
Massage Therapist: Mike Valcy  
Sports Psychologist: Dr. Derick Anderson  
Head Equipment Manager: Teddy Richards  
Equipment Assistant: Thomas Anderson  
Equipment Assistant: Dakota King  
Equipment Assistant: Brian Godin

#### Springfield Thunderbirds

Assistant GM, GM Springfield Thunderbirds: Eric Joyce  
Head Coach: Geordie Kinnear  
Assistant Coach: Doug Janik  
Assistant Coach: Mike Ryan  
Goaltending Coach: Leo Luongo  
Head Athletic Trainer: Alex Ambrose  
Assistant Athletic Trainer: Tyler Stratton  
Equipment Manager: Ralph Galvanese  
Strength and Conditioning Coach: Eddie Reyes  
Manager, Team Services: Alec Rippetoe

#### PR/Communications

Director of Communications and Digital Media: Adelyn Biedenbach  
Media Relations Coordinator: Mike Lewis  
Public Relations Coordinator: Chrissy Parente

Digital Media Coordinator: Peter Rossi  
Social Media Coordinator: Savannah Hollis  
Web Content: Jameson Olive  
Photography: Eliot Schechter

#### Game Presentation

Sr. Director, Game Presentation: Jon Adams  
Director, Video Production: Dennis Docil  
Game Presentation Coordinator: Amanda Albers-Ashen  
Web Producer, Game Presentation: Dave Courtney  
Manager, Game Presentation: Andrew Mason  
Motion Graphics Producer: Bill Calandro  
Mascot Coordinator: Tanner Buchas  
Music Directors: Taiwo Cummings & Kevin Foster  
P.A. Announcer: Andrew Imber  
Video Producer & Editor: Catrina Banks

#### Marketing

Director, Community Relations & Grassroots Marketing: John Colombo  
Senior Marketing Manager: Amanda Cifu  
Digital Marketing Analyst: Austin Reed  
Graphic Designer: Danielle Maciver  
Graphic Designer: Molly Marshall  
Youth Hockey Manager: Matt Janusz  
Foundation Coordinator: Danielle Jacobs  
Community Relations Coordinator: Matthew Smith  
Community Relations Coordinator: Zachary Sattaur  
Lead Instructor, Learn to Play: Bill Lindsay

#### Corporate Partnerships

Director, Corporate Partnerships: Anthony Hill  
Manager, Corporate Partnerships: Matthew Sherry  
Activation Specialist, Corporate Partnerships: Ashley Cascio  
Account Executive: Benjamin Silver  
Account Executive: Bobby Segin  
Activation Specialist, Corporate Sponsorships: Brittany Schroeder  
Activation Specialist, Corporate Sponsorships: Gabriella McCue

#### Box Office

Director, Ticket Operations: Chiara DeLuca  
Manager, Ticket Operations: Kelly Odom  
Coordinator, Ticket Operations: Kevin Crawl



Coordinator, Ticket Operations: Raymond Rio

## **Sales**

Sr. Premium Specialist, Client Experience Team: Melissa Hady

Premium Specialist, Client Experience Team: Megan Giuliani

Specialist, Client Experience Team: Courtney Crabtree

Specialist, Client Experience Team: Tyler Huffman

Sales: Panthers and Events/Shows

Senior Director, Group Sales and Development: Stephen Gerhard

Account Executive, Hockey Development: Joseph Birmingham

Account Executive, Group Events: Zachary Eisenberg

Account Executive, Group Events: Nina Singer

Account Executive, Group Events: Jessie Keefe

Account Executive, Group Events: Derek Scholz

Account Executive, Group Events: Zachary Mandirola

Account Executive, Group Events: Brian Shapiro

Sales Coordinator: Courtney Lee

Senior Account Executive: Stu Kowal

Account Executive: Jenna Lembo

Account Executive: Matt Stocker

Account Executive: Brad Daugherty

Account Executive: Matt Podkolski

Account Executive: Samir Mekrami

Account Executive: Asher Kramer

Account Executive: Stephen Shiller

Account Executive: Richard Sage

Account Executive: Shawn Stadler

Sales Associate: Sarah Cleaver

Sales Associate: Reilly Moore

Sales Associate: Addison Nitto

Sales Associate: Chelsea Klein

Sales Associate: Zachary Mahon

Sales Associate: Matthew Latorre

Sales Associate: Cameron Satterwhite

Sales Associate: Michael Mazzotta

Sales Associate: Carlos Luzon

Account Executive, Premium Seating: Adam Boliek

Account Executive, Premium Seating: Peter Spear

Account Executive, Premium Seating: Victor Mariano

## **Finance & Business Support (IT, Payroll, HR)**

Director, Business Operations: Jerome Burke

Associate Counsel: Robert Karpeles

Payroll Manager: Ana Gomez

Business Development: William Warner

Employment Manager, Human Resources: Nayibi Naranjo

Senior Network Engineer: Eamon Connaughton

Systems Administrator: Justin Gilbert

Senior A/V Technician: Tony Depasquale

Help Desk Technician: Jan Vizner

A/V Technician: Alex Cooley

A/V Engineer: Eric Greene

AP/AR Manager: Michele Schoppmann

Accounting Manager: Danny Martinez

Staff Accountant: Tamara Nelson

Junior Accountant: Garrett Catalana

Accounts Payable Supervisor: Monica Quintana

Accounts Payable Specialist: Demi Moro

## **Analytics**

Manager of Business Strategy: James Cifu

Senior CRM Manager: Bill Clark

CRM Analyst: Brad Daugherty

Business Strategy Analyst: Tyler Wentz

Data Analyst: Tia Suci

## **Radio/TV Broadcasters**

Television Play-By-Play: Steve Goldstein

Television Color Analyst: Denis Potvin

Television Analyst: Randy Moller

Panthers Host: Craig Minervini

Radio Play-By-Play: Doug Plagens

Radio Color Analyst: Bill Lindsay

## **BB&T Center**

General Manager, BB&T Center: Adam Fullerton

Senior Manager, Operations: Brian Gilner

Sr. Electrician: Luke Turnbach

Ice Technician Manager: Graham Caplinger

Ice Technician: Jason Fredericks

Day Crew Supervisor: Marcus Herrera

Conversion Crew Supervisor: Raymond Hoadley

Engineer: Charles Gainey

Engineer: Tim Green

Engineer: Sean Bailey

General Labor: AJ Foley

General Labor: Nelson Constant

Manager, Housekeeping: Donald Crapp

Housekeeping Supervisor: Jody Holmes

Assistant Director, Event Services: Mike Blanton



Senior Manager, Event Services: Allison Click  
Events Manager: Shannon Lesovoy  
Guest Services Coordinator: Dylan Dotson  
Logistics Coordinator: Vanessa Terrero  
Outdoor Rink Manager and Deputy to BB&T Center: Grant  
Levins  
Painter: Jose Anzola

### **Florida Panthers IceDen**

General Manager: Keith Fine  
Hockey Director: Max Ortolani  
Manager, Hockey Development & Retention: Andrew  
Bates  
Manager, Marketing and Guest Relations: Casey Bickford  
Supervisor, Arena Operations: Kevin Chapelle  
Manager, Arena Operations: Tim Dasharoon  
Supervisor, Front Office: Ashley Johnson  
Manager, Accounting: Lynda Kosoy  
Accounting Assistant: Coreen Lavi  
Manager, Kitchen: Scott Payne  
Kitchen Coordinator: Seyavve Proctor  
Executive Officer: Ashley Mayer  
Coordinator, Adult League: Tyler O' Malley  
Manager, Retail & Pro Shop: John Peach  
Guest Services Coordinator: Joseph Nawaph  
Ice Technician: Javias Richards  
Ice Technician: Zack Downes  
Building Engineer, Arena Operations: Michael Ruehl  
Hockey Coach, Mentor & Educator: Neil Scancerella  
Hockey Coach, Mentor & Educator: Carl Harter  
Hockey Coach, Mentor & Educator: Marco Spisso  
Hockey Coach, Mentor & Educator: Mitchell Eisenberg  
Hockey Coach, Mentor & Educator: Nic Cota  
Painter: Miguel Acosta



# MEDIA INFORMATION

// MEET THE STAFF



**THOMAS DRANCE**

VP, Communications & PR  
954-405-1136  
DranceT@floridapanthers.com



**ADELYN BIEDENBACH**

Director, Communications & Digital  
Media  
954-835-7207  
BiedenbachA@floridapanthers.com



**MIKE LEWIS**

Media Relations Coordinator  
954-835-7722  
LewisM@floridapanthers.com



**CHRISSY PARENTE**

Public Relations Coordinator  
954-835-7714  
ParenteC@floridapanthers.com



**PETER ROSSI**

Digital Media Coordinator  
954-835-7209  
RossiP@floridapanthers.com

## MEDIA CREDENTIALS

Media Credentials will be issued for working members of the media only. Non-working media members, children and friends will not be allowed into the press box or press lounge.

There will be three types of game credentials – two types for those individuals working in press box (working press & radio/TV as well as visiting team official) and one for those individuals taking both still and video shots will not have press box access (photo/tech & cameramen). Contact Chrissy Parente at (954) 224-5257.

## PRESS ENTRANCE

The press entrance is located at the northwest corner of the BB&T Center, just to the left of the arena's loading docks. It will open an hour and a half before the start of each game & close half an hour after the game begins. Please use the press entrance or the security entrance when attending Panthers practices at the BB&T Center.

## PRESS BOX ACCESS

To access the Press Box, please exit the Press Lounge at the same door you entered and proceed approximately 40 yards to the press express elevator, which will be on the right. Take the press express



elevator to the Sky View Level, which will open directly into the Press Box.

### **DRESSING ROOM ACCESS**

From the Press Lounge: Proceed out the back door of the Press Room & take an immediate left. Follow the corridor until you reach the marked locker room doors or the post-game interview room – approximately 30 yards on the right.

From the Press Box: Upon departing the press express elevator on the event level, proceed to the right & follow the corridor until you reach the locker rooms – approximately 15 yards past the security booth.

### **WORKING PRESS PASS HOLDERS**

Working press members will be assigned a seat in the Press Box, which you can access at the Sky View Level off of the press express elevators. Seating charts are posted throughout the Press Box on game nights.

### **PHOTO/TECH PASS HOLDERS**

Still photographers will shoot from section 117 & from the holes in the glass. Team photographer Eliot Schechter will assign photo locations on a nightly basis.

### **MEDIA PARKING**

The Panthers can offer a limited number of parking spaces available to the media on a seasonal basis that will be located in a fenced-in lot at the northwest corner of the BB&T Center, near the press entrance. Please submit any requests for parking 24 hours prior to game to Chrissy Parente at (954) 224-5257 or Adelyn Biedenbach at (954) 835-7207. The club will have a very limited number of game-by-game parking passes available and they will be issued on a first-come, first-served basis.

### **PRESS MEALS**

Upon receiving your credential from a Panthers communications representative at the press will-call, each member of the media may proceed to the Press Lounge. Meals may be purchased after signing in with Press Room food service individuals.

Follow @FlaPanthersPR for information on practice times and updates.

---



# IN THE COMMUNITY

// FLORIDA PANTHERS FOUNDATION

## VISION

*To make a positive philanthropic impact on South Florida community and beyond.*

## MISSION

*The Florida Panthers Foundation was established to benefit the South Florida community by focusing on four priority areas: building the game of hockey for children and youth, supporting health and education initiatives for children, advocating for and supporting veterans' issues, and raising awareness about the endangered Florida Panther.*

## WHO WE ARE

The Florida Panthers Foundation serves as the team's main charitable beneficiary. Re-introduced in the middle of the 2013-14 season under the ownership of Mr. Vincent Viola and Mr. Doug Cifu, the vision of the Florida Panthers Foundation is to make a positive philanthropic impact on the South Florida community and beyond. Through partnerships, grants, and community programs, the Foundation will focus on four priorities, including youth hockey, children and youth, veterans and the endangered Florida panther.

The Panthers Foundation raises money through various fundraisers and in-game initiatives, including the 50/50 Raffle, jersey and memorabilia auctions, "Puck for a Buck", outside events and other opportunities to engage fans in support of the Foundation. Through the Foundation, the Florida Panthers looks to support exemplary South Florida nonprofit organizations that help make a positive impact in the local community.

## PHILANTHROPY

Giving back to the community is the Foundation's #1 priority. During the 2016-2017 season, the Florida Panthers Foundation donated over a million dollars to over 40 organizations throughout the local community. As such, the Panthers Foundation is pleased to relaunch the Community Champions Grant Program for the 2017-2018 season, which allows charitable organizations throughout South Florida to request financial support for programs and initiatives that are benefiting our community. At each of the 41 home games throughout

the season, the Foundation will recognize and award one grant for up to \$25,000 to a local organization.

Scoreboard Messages/Zamboni Rides

Fans are able to donate to the Foundation by purchasing a scoreboard message or a Zamboni Ride during any Florida Panthers home games.





# IN THE COMMUNITY

## // FLORIDA PANTHERS COMMUNITY INVOLVEMENT

### **YOUTH HOCKEY**

The Florida Panthers continue to grow the game in the South Florida community. The Florida Panthers are in their Fourth season of their Learn to Play program with the goal of introducing the game of Hockey to those who have never had a chance to play. As part of a partnership with the NHL and NHLPA the Panthers will fit 600 children in South Florida with brand new gear and six weeks On-Ice instructions with Florida Panthers Players, Alumni and USA Hockey instructors in 5 local Panther Partner Rinks.

extend its reach through community-driven programs and fan outreach initiatives. The Panther Patrol will visit numerous location throughout the tri-county area to feature street hockey clinics, school/education programs and assemblies, youth hockey events, Watch Parties, as well as appearances from Panthers personalities, Stanley C Panther and more. The JetBlue Tarmac party takes place prior to every Panthers home game and feature a street hockey rink, inflatable rides, video games, DJ and potential live music performances, and vendor village.

### **COMMUNITY DRIVES**

Throughout the season, the Florida Panthers hosts a number of charitable drives to benefit the south Florida community, including food, toy, clothing, used youth sports equipment, book drives, etc. Fans are encouraged to bring out items at select Florida Panthers home games to help support each initiative.

### **CHILDREN'S HOSPITALS VISITS**

Each season, Florida Panthers players, broadcasters, coaches, and Stanley C. Panther make their regular hospital visits. Players sign autographs, take pictures and distribute gift bags filled with Panthers memorabilia to all patients.

### **FUTURE GOALS**

Future Goals is an online learning initiative that uses the fast-paced, exciting game of hockey as a learning vehicle for students to understand the real-world application of key science, technology, engineering, and Math (STEM) subject matters. The program also introduces students to significant future career opportunities that exist in STEM-related fields. Program, training and usage is FREE to all teachers/schools.

### **CATS IN THE COMMUNITY**

The Florida Panthers are committed to the South Florida community through a variety of initiatives from the Grassroots Marketing and Community Relations departments. The Panthers will deploy significant resources to engage South Florida you, families, current and potential fans and hockey players, to





## VINCENT **VIOLA**

***CHAIRMAN, OWNER & GOVERNOR***

Vincent J. Viola is the Chairman, Owner and Governor of Sunrise Sports & Entertainment, the Florida Panthers Hockey Club, the BB&T Center, and SSE's additional operating entities.

Mr. Viola purchased the Panthers enterprise on Sept. 27, 2013.

A native of Brooklyn, N.Y., Mr. Viola graduated from the U.S. Military Academy at West Point in 1977, and later graduated from the U.S. Army Airborne, Infantry and Ranger Schools and served in the 101st Airborne Division. In 1983, he graduated from the New York Law School.

Mr. Viola is currently the Executive Chairman of Virtu Financial and is one of the nation's foremost leaders in electronic trading. He began his career in the financial services industry on the floor of the New York Mercantile Exchange and rose to be Vice Chairman (1993-1996) and Chairman (2001-2004). Mr. Viola is also the founder and largest stockholder in Independent Bank Group, Inc (Nasdaq: IBTX), a community banking chain headquartered in McKinney, Texas that he founded in 1989. In 2009, he was inducted in to the Futures Industry Association Hall of Fame.

Mr. Viola decisively led the New York Mercantile Exchange through the aftermath of the terrorist attacks of Sept. 11, 2001. Mr. Viola was recognized by the members and the Board of Directors of the New York Mercantile Exchange for his efforts in leading the reopening of the New York Mercantile Exchange following the terrorist attacks and at the time the New York Mercantile Exchange Board presented Viola with a citation noting "his untiring efforts and inspirational guidance that resulted in the reopening of the New York Mercantile Exchange following the terrorist destruction of the World Trade Center on September 11, 2001."

The citation continued, that Mr. Viola's "heroic leadership served as a beacon to thousands of Exchange members and staff, providing us with the fortitude to resume operations and preserve the efficiency of the American economy and global energy and metals markets in the face of this great tragedy...His wholehearted determination, refusal to be thwarted, and skilled comportment with public officials were the impetus behind the Exchange being the only business west of Ground Zero to open on September 17 and for several months thereafter – preserving the livelihoods of tens of thousands of individuals and families in New York and worldwide. His actions embody the American Spirit in its most noble form." Shortly after September 11, 2001, Mr. Viola conceived, founded and funded the Combating Terrorism Center at West Point, now in its tenth year of operation.

Mr. Viola has been widely recognized for his philanthropic endeavors including donating over \$10 million to his alma mater through various gifts. Mr. Viola is also a benefactor of the Columbia University medical school, and he and his family created and endowed the Pope John Paul II Family Academy in Bushwick, Brooklyn. He has also been honored as "Man of the Year" by the Chai Lifeline, which provides vital support services for Jewish Children with life-threatening illnesses. His charitable endeavors further include a \$2 million donation to Fordham University and founding the National Children's Educational Reform Foundation, which is dedicated to the improvement of inner city education with an emphasis on bilingual programs in immigrant communities.

Mr. Viola and his wife, Teresa, have three sons – John, Michael and Travis.



DOUG  
**CIFU**

***VICE CHAIRMAN, PARTNER & ALTERNATE GOVERNOR***


Douglas A. Cifu is the Vice Chairman, Partner and Alternate Governor of Sunrise Sports & Entertainment, the Florida Panthers Hockey Club, BB&T Center, and SSE's additional operating entities.

Cifu, and Owner Vincent J. Viola, purchased the Panthers enterprise on Sept. 27, 2013. A native of Syosset, N.Y., Cifu graduated magna cum laude with a Bachelor of Arts degree from Columbia University in 1987 where he was elected a member of Phi Beta Kappa, and completed his J.D. from Columbia Law School in 1990.

Cifu is currently the Chief Executive Officer of Virtu Financial, LLC a global electronic market making firm and was one of the company's co-founders with Vincent Viola in 2008. Mr. Cifu also serves on the board of Independent Bank of Texas (NASDAQ: IBTX), a community banking chain based in McKinney, Texas and Eastern Airlines, inc.

Prior to joining Virtu, Cifu practiced law for 18 years and was a partner at the international law firm Paul, Weiss, Rifkind, Wharton & Garrison. While there, Cifu served as a member of the Management Committee, was Deputy Chair of the Corporate Department, and co-head of the Private Equity Group. Highly regarded by his peers, Cifu was recognized in Chambers USA and Legal 500 as a leading mergers and acquisitions lawyer for buyouts and private equity transactions.

Cifu has a residence in Mirasol, Fla. with his wife, Melissa Lautenberg Cifu, their daughter, Rachel, and son, Daniel.







PETER  
**LUUKKO**  
*EXECUTIVE CHAIRMAN*



Peter Luukko was appointed Executive Chairman of The Florida Panthers Hockey Club and Sunrise Sports & Entertainment on February 6, 2015. Under Luukko's leadership, the franchise hosted the 2015 National Hockey League Draft, the Panthers have had a significant increase in ticket and corporate partnership revenue and the BB&T Center has attracted a variety of prominent shows.

Prior to coming to South Florida, Luukko served as President and Chief Operating Officer of Comcast-Spectacor, L.P. for more than 25 years, overseeing the Philadelphia Flyers, while serving as a member of the National Hockey League Board of Governors. He oversaw Comcast-Spectacor's facility-management business, which runs more than 125 sports arenas, stadiums and convention centers. He was also responsible for the expansion of Comcast-Spectacor's broad range of businesses.

Under Luukko's leadership, Comcast-Spectacor helped Philadelphia garner national attention and awareness by attracting several high-profile events to the city of Philadelphia, including the 2000 Republican National Convention, the 2000 NCAA Women's Final Four, the 2001 NCAA Men's East Regionals, the 2001 and 2002 X-Games, the 2002 NBA All-Star Weekend, the 2008 U.S. Olympic Team Trials for Gymnastics, the 2011 NCAA Wrestling Championships, the 2014 NCAA Frozen Four and numerous other sports and entertainment events. As President of the Flyers, he played an instrumental role in his club participating in two Winter Classics (2010 and 2012), while also hosting the 2014 NHL Draft.

A recognized leader in the facility management industry, Luukko was the 2000 recipient of the City of Hope's Tri-State Labor Award. He also received the 2002 prestigious Harold J. VanderZwaag Distinguished Alumnus Award from the Sports Management Program of the University of Massachusetts for his accomplishments in the field of sports management. He received the 2013 Police Athletic League PAL Award for his contributions to the Philadelphia community.

In 2013, Mr. Luukko and Comcast-Spectacor Chairman Ed Snider ranked 43rd on Street & Smith's Sports Business Journal's prestigious list of the Top 50 Most Influential Leaders in Sports Business. The two are also two-time winners of Venues Today's Hall of Headlines. He also was named one of Billboard Magazine's Power 100 (2012 and 2013).

Mr. Luukko, 55, serves as an active member of the Board of Directors of Pointstreak Sports Technologies Inc., a Toronto company that develops sports-related software, including 50/50 raffle technology increasingly used at sports facilities across North America.

He also serves as Chairman of the Board of Directors of Philly Sports Holdings, an Exton, Pa.- based holding company that operates Sports Vault and Strategic Sports Marketing. Luukko is a hockey player, hockey coach and hockey parent.

He is a graduate of the University of Massachusetts. Luukko and his wife, Casey, have three children Nick, Dana and Max. His son Nick was drafted by the Flyers in the sixth round of the 2010 NHL Draft.



## DALE TALLON

### ***PRESIDENT OF HOCKEY OPERATIONS & GENERAL MANAGER***

Dale Tallon has served as General Manager for the Panthers for six seasons. On April 10, 2017, Tallon was named President of Hockey Operations & General Manager. Tallon oversees all aspects of hockey operations in his role including scouting, player acquisition and development.

During his tenure with the Panthers, Tallon has been responsible for reshaping the club's hockey operations department, as well as the team's player personnel. He has led the franchise to a pair of division titles and two

playoff appearances.

In 2015-16, the Panthers set franchise records for wins (47) and points (103) on the way to winning the Atlantic Division. In addition, the team won a franchise record 12 consecutive games from Dec. 15 - Jan. 10. Florida completed the 2014-2015 season as the NHL's most improved team, finishing the season with a 38-29-15 record and 91 points, a 25-point improvement from the previous year.

Under Tallon, the Panthers finished the 2011-12 season with a 38-26-18 mark and the franchise's first Southeast Division championship. The Panthers earned 94 points, the club's most since totaling 98 points in 1999-2000. For his efforts, Tallon was also nominated as a finalist for National Hockey League's 2011-12 Executive of the Year.

Tallon has been responsible for drafting two Calder Memorial Trophy winners in defenseman Aaron Ekblad (2015) and forward Jonathan Huberdeau (2013). Among Tallon's group of highly-regarded draft selections during his tenure are Erik Gudbranson (3rd overall, 2010), Nick Bjugstad (19th overall, 2010), Huberdeau (3rd overall, 2011), Vincent Trocheck (64th overall, 2011), Michael Matheson (23rd overall, 2012), Aleksander Barkov (2nd overall, 2013), Ekblad (1st overall, 2014), Henrik Borgstrom (23rd overall, 2016) and Owen Tippett (10th overall, 2017).

Prior to joining the Panthers, Tallon spent 33 years with the Chicago Blackhawks organization as a front office executive, player and broadcast personality. He served as Chicago's General Manager from 2005-09, and assistant GM from 2003-05. He was responsible for drafting or acquiring many of the Blackhawks' top players who won the 2010 Stanley Cup. Tallon spent the 2009-10 season serving as a Senior Advisor of Hockey Operations for the Blackhawks. He also served four years (1998-2002) as director of player personnel before returning to the radio and television booth prior to the 2002-03 season.

A defenseman, Tallon was Vancouver's first-round selection (2nd overall) in the 1970 NHL Entry Draft. He played in 642 NHL contests with Vancouver (1970-73), Chicago (1973-78) and Pittsburgh (1978-80), registering 336 points (98-238-336) and 568 PIM. Tallon recorded a career-high 17 goals in 69 games with Vancouver during the 1971-72 season and appeared in the 1971 and 1972 NHL All-Star Games. In 1972, Tallon was picked as an alternate for Team Canada at the 1972 Summit Series against the USSR.

The Rouyn-Noranda, Que., native was born on Oct. 19, 1950. Tallon and his wife, Meg, are the parents of two daughters, Lauren and Kristen.



MATTHEW  
**CALDWELL**

*PRESIDENT & CEO*



Matthew Caldwell is the President and CEO of the Florida Panthers and Sunrise Sports & Entertainment. Caldwell joined the Panthers when Vincent Viola and Doug Cifu purchased the team in 2013. He previously served as Chief Operating Officer for the Panthers.

Caldwell has worked with Panthers ownership for a number of years and has helped with a number of their operating companies including Eastern Air Lines Group and VersaMe. Prior to joining the Panthers, Caldwell was a Vice President at Goldman Sachs in their Investment Management Division where he helped families and institutions invest their capital.

Before working in the finance industry, Caldwell served five years in the U.S. Army as a military officer. During his time in the Army, he conducted combat operations in Iraq, peacekeeping operations in Kosovo, and spent the rest of this time in Germany training soldiers as they prepared to deploy to Iraq and Afghanistan.

Caldwell received his JD from Northwestern University School of Law, his MBA from Northwestern Kellogg School of Management, and his Bachelor of Science from West Point.





CHRIS  
**PRONGER**

**SENIOR ADVISOR TO THE PRESIDENT OF  
HOCKEY OPERATIONS**

Pronger, 42, joins the Panthers front office after working with the National Hockey League's Department of Player Safety since 2014.

A native of Dryden, Ontario, Pronger appeared in 1,167 NHL games recording 698 points (157-541-698) for the Philadelphia Flyers (2009-11), Anaheim Ducks (2006-09), Edmonton Oilers (2005-06), St. Louis Blues (1995-04) and Hartford Whalers (1993-95). Pronger played his final NHL game on Nov. 19, 2011. He was originally selected by Hartford in the first round (second overall) of the 1993



NHL Draft.


A five-time NHL All-Star, Pronger won the Hart Memorial Trophy (2000), the James Norris Memorial Trophy (2000), and became a Stanley Cup Champion in 2007 with Anaheim. Pronger was the first defenseman to win the NHL's Most Valuable Player award since Bobby Orr earned the honor in 1972. On January 27, 2017, Pronger was named to the NHL Centennial's 100 greatest players.

On the international stage, Pronger won two Olympic gold medals (2002, 2010) and a gold medal at the 1997 IIHF World Championship with Team Canada. Pronger was inducted to the Hockey Hall of Fame in 2015.



WILLIAM A.  
**TORREY**

*SPECIAL ADVISOR TO THE GM/ALTERNATE GOVERNOR*



One of the most respected men in hockey, Mr. William A. Torrey has been a member of the Florida Panthers organization since the club's inception. He spent his first nine seasons as President of the Panthers, while serving as Governor (2002-03) and currently Alternate Governor (2003-10). Mr. Torrey was inducted into the Hockey Hall of Fame in 1995 and was honored by the Panthers with a special tribute night on Oct. 23, 2010. The No. 93 is retired in his honor.

Under Mr. Torrey's guidance and direction, the Panthers have enjoyed tremendous success. In 1993-94, the team's inaugural season, he helped assemble a club that broke expansion records for wins (33), points (83) and winning percentage (.494). The Panthers also made it to the Stanley Cup Finals faster than any other post-1967 expansion team in NHL history, reaching the mark in 1995-96, their third year of existence. Mr. Torrey also led the search and was responsible for hiring current Panthers GM Dale Tallon in May 2010.

Prior to taking the helm of the Panthers, Mr. Torrey spent 21 years with the New York Islanders, the first 20 as General Manager. He also handled the added roles of President (1980-89) and Chairman of the Board (1989-92). At the start of the 1992-93 season, Mr. Torrey stepped down from his position as chairman, passed his role as General Manager to Don Maloney, and remained with the team as a consultant until joining the Panthers in April 1993.

Mr. Torrey began his NHL career in 1967 as Executive Vice President of the expansion Oakland Seals. He then joined the expansion Islanders as General Manager in 1972, becoming the first person hired by the organization.

Mr. Torrey was born on June 23, 1934 in Montreal, Que. A business and psychology graduate of St. Lawrence University, he received the NHL's Lester Patrick Award for outstanding service to the hockey community in 1983.



ERIC  
**JOYCE**

**ASSISTANT GENERAL MANAGER &  
GM SPRINGFIELD THUNDERBIRDS**



Eric Joyce was named Assistant General Manager in May 2016. He also serves as the GM of the Panthers AHL affiliate. Eric joined the Panthers and Sunrise Sports & Entertainment in 2013 as an assistant to the General Manager.

Eric's current duties with the team include overseeing player development as General Manager of the Panthers AHL Affiliate as well as negotiating player contracts and managing the team's salary cap with others in senior management. Eric also works closely with the pro and amateur scouting

staffs to identify and acquire/draft pro and amateur prospects. Additionally, Eric is also responsible for the team's community outreach, and works closely with the Florida Panthers Foundation to ensure the team is a vibrant member of Broward County.

A native of Boston, Mass., Eric has held numerous positions throughout the US government and the private sector focusing on national security. Most notably, Eric served as an Army Captain during Operation Iraqi Freedom III in Mosul, Iraq from 2004-2005 and was awarded the Combat Infantryman's Badge, the Bronze Star and the Valorous Unit Citation.

Eric is a 2002 Graduate of the United States Military Academy at West Point, with a degree in Systems Engineering, and is also a 2011 Graduate of Harvard's Kennedy School with a focus on International Relations and econometrics. His hockey experience includes playing at the United States Military Academy from 1998-2002, where he was a member of the ECAC All-Academic team.

Eric enjoys spending his free time with his wife, Sarah Rose, and their children, Charlotte Rose and James Michael.



# BOB BOUGHNER

*HEAD COACH*



Bob Boughner (BOOG-nur) was named the 15th head coach of the Florida Panthers on June 12, 2017.

Prior to joining the Panthers, Boughner, 46, served as an assistant coach for the San Jose Sharks for two seasons (2015-17) and helped the Sharks advance to the postseason twice. He began his NHL coaching career as an assistant coach with the Columbus Blue Jackets in 2010-11.

The native of Windsor, Ontario, served as head coach of his hometown Windsor Spitfires of the Ontario Hockey League for eight seasons (2006-10, 2011-15) winning two consecutive J. Ross Robertson Cups and two consecutive Memorial Cups (2009, 2010).

Boughner was named the OHL and the Canadian Hockey League's Coach of the Year in 2007-08 and 2008-09. In 2006, Boughner headed an ownership group to purchase the Spitfires and serves as the organization's President. Under Boughner's leadership, the Spitfires have won three Memorial Cups (2009, 2010, 2017).

A defenseman in the NHL for 10 seasons (1996-06), Boughner appeared in 630 NHL games for the Buffalo Sabres (1995-98), Nashville Predators (1998-00), Pittsburgh Penguins (2000-01), Calgary Flames (2001-03), Carolina Hurricanes (2003-04) and Colorado Avalanche (2004-06). Boughner originally was selected by the Detroit Red Wings in the second round (32nd overall) of the 1989 NHL Draft.

On July 25, 1994, Boughner signed with the Panthers organization and played for two seasons for their minor league affiliates, the Cincinnati Cyclones of the International Hockey League (1994-95) and the Carolina Monarchs (1995-96) of the American Hockey League.

Boughner and his wife, Jenn, have four children: Brady, Molly, Emma and Lola.



**JACK**  
**CAPUANO**

***ASSOCIATE COACH***



Jack Capuano enters his first season as Associate Coach of the Florida Panthers.

Capuano, 50, spent over a decade in the New York Islanders organization serving as head coach of the Islanders (2010-17) and assistant coach (2005-06). Prior to joining the Islanders behind the bench, Capuano served as head coach of the Islanders' American Hockey League affiliate, the Bridgeport Sound Tigers (2007-10) and served as assistant coach (2006-07).

As head coach of the Islanders, Capuano owned a 227-192-64 record and made three playoff appearances including the club's 2013 postseason berth, their first since the 2007 playoffs.


The native of Cranston, R.I., began his coaching career in 1996-97 as an assistant coach with the Tallahassee Tiger Sharks (ECHL), before being named head coach and general manager of the Pee Dee Pride/Knoxville Cherokees (ECHL), a position he held until the 2005-06 season.

The former defenseman appeared in six NHL games for the Boston Bruins (1991-92), Vancouver Canucks (1990-91) and Toronto Maple Leafs (1989-90). Through his professional career, he played in 170 AHL games for the Newmarket Saints (1988-90), Springfield Indians (1989-90) and Maine Mariners (1991-92), recording 67 points (19-48-67). Capuano appeared in 97 International Hockey League games for the Milwaukee Admirals (1989-91) posting 63 points (23-40-63).



PAUL  
**MCFARLAND**

*ASSISTANT COACH*



Paul McFarland enters his first season as Assistant Coach of the Florida Panthers.

McFarland, 31, has spent the previous three seasons as head coach of the Kingston Frontenacs (2014-17) of the Ontario Hockey League, earning a 111-71-22 record. In all three seasons as head coach of Kingston, McFarland's club advanced to the postseason, reaching the second round twice.

Prior to joining Kingston, the native of Richmond Hill, Ontario, served as assistant coach of the Oshawa Generals (2012-14).

As a player, McFarland played four seasons in the OHL for the Windsor Spitfires (2005-06) and Kitchener Rangers (2002-04), recording 113 points (50-63-113) over 246 games. He won an OHL Championship and Memorial Cup Championship with Kitchener in 2003. In his final season with Windsor, he served as captain.

Following his OHL career, McFarland played four seasons for Acadia University where he was named an Academic All-Canadian three times and served as captain for three seasons (2007-10). During his time at Acadia University, McFarland was named University Male Citizen of the Year in 2008 and 2009. The Paul McFarland Award was established in his honor which recognizes the combination of athletics, academics and community involvement.

BEN  
**COOPER**

*ASSISTANT COACH, VIDEO*



Ben Cooper enters his first season with the Panthers as their Assistant Coach, Video.

He was with the Vancouver Canucks for three seasons and was named Video Coach on August 5, 2014. Cooper joined the Canucks from the BWC Hockey Academy Prep Under 18 team where he served as Head Coach. Prior to joining the BWC Hockey Academy, Cooper served in a number of coaching capacities, including Head Coach for the Okanagan Hockey Academy Varsity Team, Assistant Coach for the WHL Victoria Royals, Assistant Coach for the SAIT Trojans, and Video Coach for the AHL Toronto Marlies.

The Vancouver, British Columbia, native has served as Hockey Canada's Manager of Men's National Team Video from 2008 to 2011. His experience with Hockey Canada includes three years as Video Coach for the national junior program, two years as the Ivan Hlinka U-18 Memorial Tournament team Video Coach as well as two years as Video Coach for the World Championship Men's Teams. Cooper also served as Video Manager of the 2010 Olympic gold medal winning Canadian Men's team.



**TOMMY**  
**POWERS**

***STRENGTH & CONDITIONING COACH***

Tommy Powers enters his fourth season with the Florida Panthers after spending two seasons with the Phoenix Coyotes as the team's Strength and Conditioning Coordinator. Before working in the NHL he worked for Human Dynamix in Calgary, where he provided personal and specialized training for NHL, AHL, NCAA and Major Junior hockey players. Also under his direction were several Olympic, professional, and elite amateur athletes from figure skating, tennis, golf, and skiing.

Prior to joining Human Dynamix, the 29-year-old Powers was a defenseman for the UMass-Lowell Riverhawks of Hockey East from 2006-09. He served as the

team's assistant strength and conditioning coach in 2009.

A native of Ft. Lauderdale, Florida, Powers earned a degree in Exercise Physiology and Nutrition from the University of Massachusetts, Lowell in 2009. His certifications include: CSCS, CES, PES, and Level IV Ki-Hara Resistance Stretching Practitioner by Innovative Body Solutions.



**ROBB**  
**TALLAS**

***GOALTENDING COACH***

Robb Tallas enters his ninth season as a member of the Florida Panthers coaching staff.

Throughout his 13-year playing career, Tallas appeared in 99 career National Hockey League games with the Boston Bruins (1995-2000) and Chicago Blackhawks (2000-01).

The Edmonton, Alberta native also serves as a hockey instructor at the Florida Panthers official practice facility, Florida Panthers IceDen and has previously worked with several NHL goalies. He also has participated as an instructor at the Panthers goaltending schools, while conducting one-on-one goaltending classes with aspiring goaltenders. Additionally, he serves as an active member of the Florida Panthers Alumni Association.



# SCOUTING STAFF



**JASON BUKALA**  
Director, Amateur Scouting



**PETER MAHOVLICH**  
Special Advisor to Ownership, Pro Scout



**AL TUER**  
Director of Pro Scouting



**NEIL LITTLE**  
Pro-Scout



**RICHARD POLLOCK**  
Pro-Scout



**FRED BANDEL**  
Amateur Scout



**WES CLARK**  
Amateur Scout



**MIKE FAIRMAN**  
Amateur Scout



**BILL RYAN**  
Amateur Scout



**RHYS JESSOP**  
Amateur Scouting Consultant,  
Amateur Scout



**JARI KEKALAINEN**  
European Scout



**VADIM PODREZOV**  
European Scout





**PATRIK HALL**  
European Scout



**JOSH WEISSBOCK**  
Amateur Scouting Consultant



**CAM LAWRENCE**  
Amateur Scouting Consultant





TIM  
**WITTENAUER**

***DIRECTOR OF SPORTS SCIENCE/PHYSICAL THERAPIST***

Tim Wittenauer enters his second season as the Panther's Director of Sport and Medical Science, which oversees injury prevention, performance enhancement, and rehabilitation of the athletes.

Tim completed his masters in physical therapy degree in 1993 at the Medical College of Virginia followed by three years of intense post-graduate education in Functional Manual Therapy (FMT)<sup>®</sup>. Tim sat for the FMT certification exam and earned the title of Certified Functional Manual Therapist with distinction in 1998. He has specialized in functional manual therapy ever since. Tim is one

of the longest tenured Certified Functional Manual Therapists in the country.

In 23 years of clinical practice, Tim has evaluated and treated dozens of Olympic, professional, college, high school, and middle school athletes from virtually every sport, including figure skaters, swimmers, dancers, runners, and hockey, football, baseball, lacrosse, soccer, volleyball, and basketball players. He has served as a consultant and as an educator for university athletic trainers (ATC's) and university athletic training departments at the University of Richmond, Virginia Commonwealth University, and Longwood University.

Tim is a Primary Instructor and has taught since 1998, for the nationally recognized post-graduate manual therapy education company, The Institute of Physical Art. He is founder and owner of Advanced Physical Therapy, Inc., a 5,000 square foot physical therapy and athletic development center.





# DAVE DiNAPOLI

## HEAD ATHLETIC TRAINER



David DiNapoli enters his second season as Head Athletic Trainer of the Florida Panthers. He previously spent 17 seasons as an athletic trainer for the bulldogs. As the Head Athletic Trainer for Yale University, DiNapoli was responsible for overseeing all aspects of the sports medicine program. During his tenure at Yale, he has worked with the football, men's and women's ice hockey and basketball programs.

DiNapoli was also a faculty member of Quinnipiac University, where he taught an advanced practicum class specializing in manual therapy, functional biomechanical assessment and corrective exercise rehabilitation.

Prior to Yale, he completed an internship with the Buffalo Bills of the National Football League. Following completion of his internship, he worked for five years in CT Orthopedics Specialists physical therapy department as well as providing per diem coverage for the American Hockey League's Beast of New Haven. DiNapoli is a 1994 graduate of Keene State College and is an active member of the National Athletic Trainers Association and Traumatic Brain Injury Project's -Big Ten/CIC-Ivy League TBI Research Collaboration Committee on Institutional Cooperation.

A manual clinician by trade, he is trained in Positional Trigger Point Release, Mulligan and joint mobilization, Muscle Energy Techniques for cervical, thoracic, lumbar and sacroiliac dysfunction, myofascial release and Functional Movement Screening.

He and his wife, Kelly, have a daughter, Julia, and a son, Tyler.



**TOMMY**  
**ALVA**



***ASSISTANT ATHLETIC TRAINER***

Tommy Alva enters his seventh season as the Florida Panthers assistant athletic trainer.

Prior to joining the Panthers Alva spent three seasons as the Atlanta Thrashers head athletic trainer. In this role, he was responsible for the assessment, treatment and rehabilitation of player injuries and assisted with the overall medical and training programs of the organization. Alva served as the head athletic trainer for the Norfolk Admirals of the American Hockey League during the 2007-08 season and spent the previous four years as

assistant athletic trainer for the Dallas Stars from 2003-04 to 2006-07.

Prior to his role with the Stars, he spent one season as the head athletic trainer for the Barcelona Dragons of NFL Europe in 2000 and worked as the head athletic trainer for the Dallas Burn of Major League Soccer for four seasons from 1996-2000.

A native of Dallas, Texas, Alva earned his Bachelors and Masters from Henderson State University in Arkansas. He and his wife, Stephanie, have a son, Kaleb.



TEDDY  
**RICHARDS**  
*HEAD EQUIPMENT MANAGER*



Teddy Richards is in his second season as Head equipment manager with the Panthers following three seasons with the Pittsburgh Penguins and 11 seasons with that team's top minor-league affiliate, Wilkes-Barre/Scranton of the American Hockey League (AHL). Richards, 33, spent seven years as the head equipment manager for WBS after four years as an assistant.

During his time in WBS, the team made three Calder Cup Final appearances. Richards worked his 1,000th professional game against the Chicago Blackhawks on January 21st 2015.

Richards was able to win the Stanley Cup with the Penguins, shortly thereafter taking the Head Equipment manager position with the Panthers. Richards and his wife, Sue, have two children, Teddy (11) and Ellie (8), and reside in Parkland.

BRIAN  
**GODIN**  
*EQUIPMENT ASSISTANT*



Godin enters his third season as Equipment Assistant for the Florida Panthers.

The native of North Yarmouth was previously the Portland Pirates' Equipment Manager after serving last season as an Assistant Equipment Manager with the Pirates.

Prior to that, Godin served as the Equipment Manager for the ECHL's South Carolina Stingrays during the 2013-14 season.

A graduate of Arizona State University, Godin began his career in hockey with the NHL's Phoenix Coyotes, where he served as Visiting Locker Room Attendant and Manager of the Coyotes' Pro Shop at team's practice facility in Scottsdale



## DAKOTA KING

### *EQUIPMENT ASSISTANT*

Dakota King enters his third season as the Florida Panthers equipment assistant.

King recently completed his second year as the head equipment manager for the Gladiators, after spending eight seasons as a locker room assistant. He also served as the assistant clubhouse manager for the Gwinnett Braves and was the head equipment manager for the Georgia Force of the Arena Football League in 2012.



## THOMAS ANDERSON

### *EQUIPMENT ASSISTANT*

Thomas Anderson enters his first season with the Panthers following four-year stint as an Assistant Equipment Manager with the Rochester Americans (AHL), the primary affiliate of the Buffalo Sabres (NHL).

Prior to Rochester, Anderson, 26, was a part of the Texas Stars (AHL) for the 2011-12 season and spent the 2012-13 slate with his hometown Gwinnett Gladiators of the ECHL, a position he held for parts of seven different seasons.

In addition to his time with the Gladiators, Anderson also worked as an Assistant Equipment Manager with the Charlotte Checkers (ECHL) as well as one season as the Equipment Manager for the Arena Football League's Georgia Force.





# TV/RADIO

STEVE  
**GOLDSTEIN**

*FOX SPORTS FLORIDA TV PLAY-BY-PLAY*



Steve "Goldie" Goldstein is a sports broadcasting veteran in South Florida.

Goldstein is the longtime hockey voice of the NHL's Florida Panthers. With the team since 1997, he's in his 11th season as TV play-by-play announcer on Fox Sports Florida.

In addition, Steve anchors sports and news for CBS-TV Miami and serves as tennis play by play broadcaster for the USTA, including the 2017 US Open. He also calls play by play and serves other roles for NBC Sports Radio/Westwood One's NHL coverage, including the 2016 and 2017 Stanley Cup playoffs and Finals.

Goldie has extensive national experience, working 4 Olympics for CBS Radio/Westwood One, serving as the play-by-play voice for Olympic hockey at the 2010 games in Vancouver and the 2014 Sochi Games. He hosted the network's 1998 hockey coverage in Nagano, Japan and was a producer for the '94 Lillehammer games. Goldstein also hosted NFL shows for CBS Radio/Westwood One network.

Prior to taking over the Panthers TV job, Steve was the radio play by play announcer. He also hosted the pre and post game radio shows for the Panthers, Dolphins and Miami Hurricanes.

Goldie has hosted Panthers and Dolphins weekly TV programs and morning drive radio on WQAM and WINZ radio in Miami. He's hosted various radio shows in South Florida and nationally for more than 20 years.

Steve is from Brooklyn, NY and attended Syracuse University, graduating from the S.I. Newhouse School of Public Communications with a degree in Broadcast Journalism. He resides in Weston with wife Dana and boys Jake and Kyle.





## DENIS **POTVIN**

### *FOX SPORTS FLORIDA TV COLOR ANALYST*

Denis Potvin returns to the Florida Panthers broadcast booth for the 2017-18 season as the team's color analyst. He previously served as the team's color commentator for Florida's first 16 seasons in the National Hockey League.

The cornerstone of the New York Islanders' four Stanley Cup championship teams in the early 1980's, Potvin retired in 1988 as the National Hockey League's leader in goals and points by a defenseman and is a three-time winner of the James Norris Memorial Trophy (Top Defenseman). After a stellar career on and off the ice, Potvin was inducted into the Hockey Hall



of Fame and Ottawa Sports Hall of Fame in 1991.

Potvin got his start in sports broadcasting in 1989 with SportsChannel New York covering NHL games. He spent the last four years working as the color commentator for Ottawa Senators broadcasts on Rogers Sportsnet.

Potvin and his wife, Valerie, are the proud parents of their three grown children, Madeleine, Annabelle and Christian.



## RANDY **MOLLER**

### *FOX SPORTS FLORIDA TV ANALYST*

Former Panthers defenseman Randy Moller enters his third season as FOX Sports Florida's television analyst. He previously served as the team's radio play-by-play broadcaster. Moller was voted as South Florida's best sports radio play-by-play broadcaster in an online poll conducted by the Miami Herald in 2010, due to his insightful and entertaining broadcasts.

Moller has been a member of the Cats' broadcast team for the last 21 years, serving in a variety of capacities, including as the club's radio analyst and

television host, providing Panthers fans with enthusiastic and colorful broadcasts. He has broadcast over 1,800 games on radio/TV since 1996.

In addition to his on-air duties, Moller has been part of the team's front office staff since 2002, where he currently serves as the club's Vice President of Broadcasting & Panthers Alumni.

A native of Red Deer, Alta, Moller, played 13 seasons in the NHL with Florida, Quebec, the New York Rangers and Buffalo recording 45 goals, 180 assists and 1,692 penalty minutes in 815 games.

Moller also serves as president of the Panthers Alumni Association. He and his wife, Cathy, live in Boca Raton with their sons, Jonathan and Logan, and their daughter McKenna.



CRAIG  
**MINERVINI**  
*FOX SPORTS FLORIDA PANTHERS HOST*



Craig Minervini returns as the Florida Panthers Television Host for the 2017-18 season. He previously was the television pre/post game host for Florida Panthers games on FS Florida from 2003-2012.

Minervini spent 14 seasons as pre/postgame host and in-game reporter for Marlins games on FOX Sports Florida, garnering his first Emmy Award in 2013. He has handled play-by-play for select Marlins games on TV/radio as well.

In 2010, Craig was the national play-by-play voice for the United Football League (UFL) games on Versus.

Before joining FOX Sports Florida, Minervini spent seven years with WTJ-NBC 6 in Miami as a sports anchor/reporter. He anchored sports on WNBC-TV (NY) in 2004.

Minervini's extensive television broadcasting experience includes a wide variety of assignments such as play-by-play voice for NBC Sports (Notre Dame football), CBS Sports Spectacular, ESPN college football, baseball and Roller Hockey International events, Major League Soccer, XFL Football, boxing and mixed martial arts' events.

Minervini's latest Hollywood stint includes a special appearance in Kevin James' blockbuster movie "Here Comes the Boom". Early in his career, his first entrance on the national stage came as a TV broadcaster for World Wrestling Federation (WWF) events, as "Craig DeGeorge".

Minervini earned a broadcast journalism degree from Syracuse University where he called Orange football, basketball, lacrosse and soccer while handling AAA Syracuse Chiefs baseball.

A native of Huntington, Long Island (NY), Minervini has two sons, Chase and Maxwell, and a daughter, Spencer.



## DOUG PLAGENS

### *560 WQAM RADIO PLAY-BY-PLAY*

Doug Plagens is in his third season as the radio play-by-play broadcaster for the Florida Panthers. Plagens, 32, has over 600 games of professional hockey broadcasting experience at the NHL, AHL, and ECHL levels.

Prior to joining the Panthers before the '15-16 season, Plagens spent four years in Cleveland as the radio and television play-by-play voice of the AHL's Lake Erie Monsters and the Arena Football League's Cleveland Gladiators. During his time in Cleveland, Plagens served on the SiriusXM NHL Network Radio broadcast of the 2015 AHL All-Star Game in Utica, New York.

Previously, Plagens spent time as the radio and television play-by-play voice of the ECHL's Idaho Steelheads in Boise, Idaho. With the Steelheads, he was recognized as the ECHL's "Broadcaster of the Year" for the 2009-10 season, and was selected as part of the national television broadcast of the 2010 ECHL All-Star Game in Ontario, California. While in Idaho, Plagens also hosted a nightly sports talk radio show on Boise's ESPN Radio affiliate, KTIK 1350 "The Ticket", and freelanced as a sports anchor/reporter/producer at KBOI-TV (CBS).

Plagens' broadcasting experience also includes time as a television sports anchor and reporter at WKBN (CBS), WYFX (FOX), and WYTV (ABC) in Youngstown, Ohio.

Plagens holds a Master's Degree in Broadcast Journalism from Syracuse University, and a Bachelor's in Communication from Lake Forest College (IL). He currently resides in Sunrise, Florida.



## BILL LINDSAY

### *560 WQAM RADIO COLOR ANALYST*

Bill Lindsay enters his third season as Radio Color Analyst for the Florida Panthers. He previously spent six seasons as the team's television analyst on FOX Sports Florida, after spending the previous two years serving as the club's radio color commentator.

Lindsay, a 14-year NHL veteran and member of the 1996 Panthers Eastern Conference Championship team, played in more than 750 NHL contests for six different clubs scoring 83 goals with 141 assists. He appeared in 506 games with the Panthers (1993-99, 2001-02) recording 165 points (67-98-165). Lindsay is best known for his spectacular Game 5 goal in the Eastern Conference

Quarterfinals versus Boston that broke a 3-3 tie and gave the Panthers their first playoff series victory.

The Big Fork, Mont. native completed his NHL career with Atlanta in 2004, before spending his final last two seasons playing for the Cologne Sharks in the German League.

Lindsay and his wife, Kari, reside in Boca Raton.







2017-18

# PLAYERS



# ALEKSANDER BARKOV

# 16



**Position:** Center

**Shoots:** Left

**Height:** 6'3"

**Weight:** 213

**Born:** September 2, 1995

**Birthplace:** Tampere, Finland

**Drafted:** 2013 - 1st Round  
(2nd overall) by Florida

**2016-17:** Recorded points in three consecutive games (2-3-5), March 21-25...Scored his 20th goal of the season, March 21 vs. CAR...Scored goal and franchise-best seventh shootout GDG, March 17 at NYR...Registered three consecutive multi-point games (2-4-6), March 10-14... Scored power play goals in two consecutive games Feb. 22-24... Recorded two points (1-1-2), GWG, Feb. 18 at LAK...Recorded points in four consecutive games (4-2-6), Feb. 3-15...Returned to lineup after missing 15 games due to injury, recorded an assist, Feb. 3 vs. ANA...Recorded points in five consecutive games (3-4-7), Dec. 15-23...Registered three points (1-2-3), Dec 20 vs. BUF...Recorded points in four consecutive games (3-2-5), Dec. 5-12...Scored OT GWG, Dec. 1 at DET...Recorded first career OT GWG and assist, Oct. 13 vs. NJD.

**2015-16:** Scored second goal of the playoffs, game five ECQF, Apr. 22 vs. NYI...Recorded a point for the second consecutive game by scoring his first career playoff goal, while recording franchise playoff record nine shots in game three of ECQF, Apr. 17 at NYI... Recorded first career playoff point (assist) in game two of ECQF, Apr. 15 vs. NYI...Made NHL playoff debut in game one of ECQF, Apr. 14 vs. NYI. Nominated for 2016 Lady Byng Memorial Trophy...Led FLA in goals (28), power-play goals (9), power-play points (16), game-winning goals (8), and faceoff wins (569), finished tied for third in points (59)...Recorded points in career-high nine straight games (5-8-13) March 24-April 9...Scored eighth game-winning goal of the

season, April 4 at TOR...Recorded career-high four points (2-2-4) and his team-leading seventh game-winning goal of the season, April 2 vs. MTL...Recorded points in four straight games (1-4-5) March 24-31...Scored in three consecutive games (3-1-4) March 12-15...Scored power play goal and team-leading five shots, March 12 vs. PHI...Recorded points in three consecutive games (1-2-3) March 3-7...Set a career-high in assists (21) while recording his 100th career point Mar. 3 at COL...Scored two goals, reaching new career-highs in goals (17, 18) and points (37) Feb. 25 vs. ARI...Registered a shorthanded goal, extending point streak to six games (4-3-7) Jan. 22-Feb. 6...Scored 19th goal Feb. 27 at CBJ...Scored his 13th goal of the season, Jan. 26 vs. TOR...Signed six-year contract with FLA Jan. 26...Season-high, five-game point streak (1-4-5) Jan. 3-11...Scored two goals in two consecutive games, five points (4-1-5) Dec. 27-29...Scored third shootout GDG, Dec. 20 vs. VAN...Recorded three points (1-2-3) and GWG Dec. 15 at NYI...Recorded a three-game goal streak, four points (3-1-4) Nov. 19-24...Posted 1-1-2 Nov. 21 vs. NYR...Scored in three consecutive games, recorded four points (3-1-4) Oct. 17 vs. DAL...Recorded two assists in home opener Oct. 10 vs. PHI.

**2014-15:** Recorded first career multi-goal game (2G), March 28 at MTL...Recorded two assists and set a new career-high with his 17th assist March 26 at TOR... Set new career-high in points (25), with a goal March 17 vs. MTL... Scored game-winning goal March 12 vs. WPG...Notched his 10th goal

of the season March 1 vs. TBL...Recorded his ninth goal of the year to pass his career-high in goals (8, 2013-14) Feb. 21 vs. OTT...Recorded a goal Feb. 5 vs. LAK...Recorded a goal Feb. 2 at NYR...Recorded points in two consecutive games (1-1-2) Jan. 27-29... Had three-point game (1-2-3) Jan. 27 vs. DET...Recorded points in three consecutive games Jan. 13 - 17...Scored game-winning goal Jan. 8 at VAN...Recorded points in back-to-back games (0-2-2) Dec. 31 - Jan. 2...Recorded an assist and the shootout winner Dec. 22 vs. PIT...Returned after missing two games (lower body injury) Nov. 6 at PHI... Recorded his first goal of the season and three shots Oct. 21 at COL.

**2013-14:** Missed final 23 games of season (lower body injury)...Selected to play for Team Finland at the 2014 Winter Olympics... Had career-high six-game point streak (1-6-7: Dec. 23-Jan. 6)...Scored goal Dec. 19 at OTT... Recorded a pair of assists Dec. 17 at TOR... Netted a goal Nov. 10 vs. NYR...Scored a goal Oct. 19 vs. MIN...Posted a NHL career-high three points, including first career game-winner (1-2-3) Oct. 11 vs. PIT...Picked up his first NHL assist Oct. 8 at PHI...Recorded first NHL goal in first NHL game on 15:34 TOI Oct. 3 at DAL becoming the youngest player to score a goal in the NHL in 70 years.

**2012-13:** Completed second season in SM-Liiga, second with Tappara Tampere, serving as the team's second-leading scorer...Finished the season playing 53 games with 48 points (21-27-48) with a plus-18 rating and eight PIMs... Helped Tappara finish in second place and reach the SM-Liiga playoff finals. Played in five playoff games for Tappara...Recorded five points (0-5-5) with a plus-three rating and two PIMs...Suffered a season-ending shoulder injury early in Game 5 of the quarterfinal against HIFK.

2011-12: Completed first SM-Liiga season, first with Tappara Tampere at just 16-years-old... Played in 32 games, registering 16 points (7-9-16) with a plus-18 rating and eight PIM...Barkov averaged 13:32 minutes of ice time.

**2010-11:** Played in 25 games for Tappara's U-20 team as a 15-year-old and represented Finland in international competition at the U-17 and U-16 levels...Scored five goals and 12 assists with six penalty minutes in the U-20 SM-Liiga... Scored 10 goals with eight assists in 13 games for Tappara's U-18 team. Led Tappara to the U-16 playoff finals, scoring seven goals with 17 assists in 10 games...Helped Tappara capture a

## ▶ BARKOV vs. NHL

TEAM	GP	G	A	PTS	PIM
Anaheim	6	2	1	3	2
Arizona	5	2	2	4	2
Boston	11	4	1	5	2
Buffalo	11	2	6	8	2
Calgary	4	1	0	1	0
Carolina	11	3	6	9	2
Chicago	8	1	5	6	0
Colorado	6	2	2	4	0
Columbus	8	3	2	5	0
Dallas	5	2	1	3	0
Detroit	14	4	6	10	6
Edmonton	6	1	3	4	0
Los Angeles	5	4	1	5	0
Minnesota	8	2	3	5	4
Montreal	13	10	5	15	2
Nashville	6	1	3	4	0
New Jersey	9	2	3	5	0
NY Islanders	8	3	6	9	0
NY Rangers	12	4	4	8	2
Ottawa	15	3	4	7	2
Philadelphia	10	2	3	5	2
Pittsburgh	11	2	4	6	2
San Jose	5	3	2	5	2
St. Louis	5	0	2	2	2
Tampa Bay	14	1	8	9	2
Toronto	15	3	7	10	2
Vancouver	6	2	4	6	4
Washington	9	2	3	5	2
Winnipeg	6	2	1	3	0



silver medal in the Jr. C SM sarja league.

**INTERNATIONAL: 2016:** Represented Team Finland in World Cup of Hockey. 2014: Represented Team Finland at the 2014 Olympics in Sochi, Russia.. 2013: Skated for Finland at 2013 U-20 World Junior Championship, playing in six games, scoring three goals with four assists and was plus-two with six PIM.

## MILESTONES

**First NHL Game:** Oct. 3, 2013 at DAL

**First NHL Goal:** Oct. 3, 2013 at DAL

**Most Goals:** 2 (5X), Last: 2/15/17 at SJS

**Most Assists:** 2 (13X), Last: 3/25/17 vs. CHI

**Most Points:** 4, 4/2/16 vs. MTL

**Most PIM:** 2 (22X), Last: 3/10/17 vs. MIN

**Most Shots:** 7, Last: 12/1/16 at DET

**Longest Goal Streak:** 4 Games (2X), Last: 3/31-4/5/16

**Longest Assist Streak:** 3 Games (4X), Last: 3/10-3/14/17

**Longest Point Streak:** 9 Games, 3/24-4/9/16

ALEKSANDER BARKOV

# 10

ALEKSANDER

# BARKOV

## REGULAR SEASON

SEASON	TEAM	LEAGUE	GP	G	A	P	+/-	PIM	PP	SH	GW
2010-11	Tappara Jr.	FIN - Jr.	25	5	12	17	-	6	-	-	-
2011-12	Tappara Jr.	FIN - Jr.	5	2	3	5	-	2	-	-	-
2011-12	Tappara	SM-Liiga	32	7	9	16	-	4	-	-	-
2012-13	Tappara	SM-Liiga	53	21	27	48	-	8	-	-	-
2013-14	Florida	NHL	54	8	16	24	-3	10	3	0	1
2014-15	Florida	NHL	71	16	20	36	-4	16	3	0	3
2015-16	Florida	NHL	66	28	31	59	18	8	0	0	8
2016-17	Florida	NHL	61	21	31	52	13	10	3	0	5
	NHL TOTALS		252	73	98	171	24	44	18	1	17

## PLAYOFFS

SEASON	TEAM	LEAGUE	GP	G	A	P	PIM
2012-13	Tappara	SM-Liiga	5	0	5	5	2
2015-16	Florida	NHL	6	2	1	3	2
	NHL TOTALS		6	2	1	3	2

## ACCOLADES

2016 IIHF World Championship Silver Medal

2014 Olympic Bronze Medal

2013 Liiga Silver Medal




# ALEKSANDER BARKOV



# NICK BJUGSTAD

27



**Position:** Center

**Shoots:** Right

**Height:** 6'6"

**Weight:** 218

**Born:** July 17, 1992

**Birthplace:** Minneapolis, MN

**Drafted:** 2010 - 1st Round  
(19th overall) by Florida

**2016-17:** Scored seventh goal of the season, game-winning goal, April 8 vs. BUF...Registered an assist, April 1 at BOS...Scored sixth goal of the season, March 25 vs. CHI...Recorded and assist, March 23 vs. ARI...Scored a PPG, Feb. 24 vs. CGY...Registered an assist, Feb. 20 at STL...Recorded points in three consecutive games (3-2-5), Feb. 9-15... Registered an assist, Jan. 31 vs. OTT...Returned to lineup after missing nine games due to lower-body injury, Jan. 26 vs. TBL... Scored first goal of the season and logged season-high 19:24 TOI, Dec. 20 vs. BUF...Recorded first point of the season (assist), Dec. 15 at WPG...Made season debut, Nov. 22 vs. PHI...Activated from IR after missing 19 games, Nov. 21.

**2015-16:** Scored second goal of the playoffs, game five ECQF, Apr. 22 vs. NYI...Recorded a point for the second consecutive game by scoring his first career playoff goal, while recording franchise playoff record nine shots in game three of ECQF, Apr. 17 at NYI... Recorded first career playoff point (assist) in game two of ECQF, Apr. 15 vs. NYI...Made NHL playoff debut in game one of ECQF, Apr. 14 vs. NYI. Nominated for 2016 Lady Byng Memorial Trophy...Led FLA in goals (28), power-play goals (9), power-play points (16), game-winning goals (8), and faceoff wins (569), finished tied for third in points (59)...Recorded points in career-high nine straight games (5-8-13) March 24-April 9...Scored eighth game-winning goal of the season, April 4 at TOR...Recorded career-high four points (2-2-4) and his team-leading seventh game-winning goal of the season,

April 2 vs. MTL...Recorded points in four straight games (1-4-5) March 24-31...Scored in three consecutive games (3-1-4) March 12-15...Scored power play goal and team-leading five shots, March 12 vs. PHI...Recorded points in three consecutive games (1-2-3) March 3-7...Set a career-high in assists (21) while recording his 100th career point Mar. 3 at COL...Scored two goals, reaching new career-highs in goals (17, 18) and points (37) Feb. 25 vs. ARI...Registered a shorthanded goal, extending point streak to six games (4-3-7) Jan. 22-Feb. 6...Scored 19th goal Feb. 27 at CBJ...Scored his 13th goal of the season, Jan. 26 vs. TOR...Signed six-year contract with FLA Jan. 26...Season-high, five-game point streak (1-4-5) Jan. 3-11...Scored two goals in two consecutive games, five points (4-1-5) Dec. 27-29...Scored third shootout GDG, Dec. 20 vs. VAN...Recorded three points (1-2-3) and GWG Dec. 15 at NYI...Recorded a three-game goal streak, four points (3-1-4) Nov. 19-24...Posted 1-1-2 Nov. 21 vs. NYR...Scored in three consecutive games, recorded four points (3-1-4) Oct. 17 vs. DAL...Recorded two assists in home opener Oct. 10 vs. PHI.

**2014-15:** Recorded first career multi-goal game (2G), March 28 at MTL...Recorded two assists and set a new career-high with his 17th assist March 26 at TOR... Set new career-high in points (25), with a goal March 17 vs. MTL... Scored game-winning goal March 12 vs. WPG...Notched his 10th goal of the season March 1 vs. TBL... Recorded his ninth goal of the year to pass his career-high in goals (8, 2013-14) Feb. 21 vs. OTT... Recorded a goal Feb. 5 vs. LAK...

Recorded a goal Feb. 2 at NYR...Recorded points in two consecutive games (1-1-2) Jan. 27-29... Had three-point game (1-2-3) Jan. 27 vs. DET... Recorded points in three consecutive games Jan. 13 - 17... Scored game-winning goal Jan. 8 at VAN...Recorded points in back-to-back games (0-2-2) Dec. 31 - Jan. 2...Recorded an assist and the shootout winner Dec. 22 vs. PIT...Returned after missing two games (lower body injury) Nov. 6 at PHI...Recorded his first goal of the season and three shots Oct. 21 at COL.

**2013-14:** Missed final 23 games of season (lower body injury)...Selected to play for Team Finland at the 2014 Winter Olympics...Had career-high six-game point streak (1-6-7: Dec. 23-Jan. 6)... Scored goal Dec. 19 at OTT...Recorded a pair of assists Dec. 17 at TOR...Netted a goal Nov. 10 vs. NYR...Scored a goal Oct. 19 vs. MIN...Posted a NHL career-high three points, including first career game-winner (1-2-3) Oct. 11 vs. PIT... Picked up his first NHL assist Oct. 8 at PHI... Recorded first NHL goal in first NHL game on 15:34 TOI Oct. 3 at DAL becoming the youngest player to score a goal in the NHL in 70 years.

**2012-13:** Completed second season in SM-Liiga, second with Tappara Tampere, serving as the team's second-leading scorer...Finished the season playing 53 games with 48 points (21-27-48) with a plus-18 rating and eight PIMs...Helped Tappara finish in second place and reach the SM-Liiga playoff finals. Played in five playoff games for Tappara...Recorded five points (0-5-5) with a plus-three rating and two PIMs... Suffered a season-ending shoulder injury early in Game 5 of the quarterfinal against HIFK. 2011-12: Completed first SM-Liiga season, first with Tappara Tampere at just 16-years-old... Played in 32 games, registering 16 points (7-9-16) with a plus-18 rating and eight PIM...Barkov averaged 13:32 minutes of ice time.

**2010-11:** Played in 25 games for Tappara's U-20 team as a 15-year-old and represented Finland in international competition at the U-17 and U-16 levels...Scored five goals and 12 assists with six penalty minutes in the U-20 SM-Liiga... Scored 10 goals with eight assists in 13 games for Tappara's U-18 team. Led Tappara to the U-16 playoff finals, scoring seven goals with 17 assists in 10 games...Helped Tappara capture a silver medal in the Jr. C SM sarja league.

**INTERNATIONAL: 2016:** Represented Team Finland in World Cup of Hockey. 2014:

## ▶ BJUGSTAD vs. NHL

TEAM	GP	G	A	PTS	PIM
Anaheim	8	3	3	6	4
Arizona	7	0	3	3	2
Boston	14	1	6	7	0
Buffalo	16	6	6	12	6
Calgary	7	2	1	3	0
Carolina	10	3	2	5	2
Chicago	8	1	1	2	2
Colorado	7	0	3	3	2
Columbus	9	3	3	6	4
Dallas	7	1	2	3	4
Detroit	15	4	3	7	8
Edmonton	7	0	2	2	19
Los Angeles	7	2	2	4	0
Minnesota	8	1	1	2	8
Montreal	13	4	2	6	4
Nashville	7	2	0	2	2
New Jersey	7	1	2	3	2
NY Islanders	9	3	2	5	0
NY Rangers	12	2	2	4	4
Ottawa	14	1	2	3	10
Philadelphia	11	2	1	3	4
Pittsburgh	11	1	1	2	6
San Jose	7	4	1	5	2
St. Louis	6	2	1	3	2
Tampa Bay	13	5	5	10	0
Toronto	15	5	3	8	8
Vancouver	6	0	1	1	4
Washington	10	1	5	6	6
Winnipeg	9	3	1	4	4



Represented Team Finland at the 2014 Olympics in Sochi, Russia.. 2013: Skated for Finland at 2013 U-20 World Junior Championship, playing in six games, scoring three goals with four assists and was plus-two with six PIM.

## MILESTONES

**First NHL Game:** 4/6/13 vs. WSH

**First NHL Goal:** 4/27/13 at TBL

**Most Goals:** 2 (5X), Last: 2/15/17 at SJS

**Most Assists:** 2 (6X), Last: 2/9/16 at BUF

**Most Points:** 4, 11/16/14 at ANA

**Most PIM:** 17, 1/10/16 at EDM

**Most Shots:** 8 (2X), Last: 4/2/16 vs. MTL

**Longest Goal Streak:** 3 Games (12/4-12/8/14)

**Longest Assist Streak:** 4 Games (3/31-4/5/16)

**Longest Point Streak:** 5 Games (3/12-3/19/16)

NICK BJUGSTAD

# NICK BJUGSTAD

## REGULAR SEASON

SEASON	TEAM	LEAGUE	GP	G	A	P	+/-	PIM	PP	SH	GW
2007-08	Blaine Bengals	High-MN	24	6	14	20	-	10	-	-	-
2008-09	Blaine Bengals	High-MN	25	26	25	51	-	20	-	-	-
2009-10	Team Northwest	UMHSEL	23	13	8	21	-	18	-	-	-
2009-10	Blaine Bengals-	High-MN	30	35	34	69	-	26	-	-	-
2009-10	USNTDP -U-18	USHL	4	0	0	0	-	0	-	-	-
2010-11	Uni. of Minnesota	WCHA	29	8	12	20	-	51	1	2	1
2011-12	Uni. of Minnesota	WCHA	40	25	17	42	-	28	8	0	3
2012-13	Uni. of Minnesota	WCHA	40	21	15	36	-	28	11	0	5
2012-13	Florida	NHL	11	1	0	1	-8	2	0	0	0
2013-14	Florida	NHL	76	16	22	38	-14	16	0	1	4
2014-15	Florida	NHL	72	24	19	43	-7	38	7	0	3
2015-16	Florida	NHL	67	15	19	34	-8	41	6	0	3
2016-17	Florida	NHL	54	7	7	14	-19	22	1	0	1
<b>NHL TOTALS</b>			<b>280</b>	<b>63</b>	<b>67</b>	<b>130</b>	<b>-56</b>	<b>119</b>	<b>14</b>	<b>1</b>	<b>11</b>

## PLAYOFFS

SEASON	TEAM	GP	G	A	P	PIM
2009-10	Blaine Bengals-High-MN	5	6	3	9	2
2015-16	Florida	5	2	2	4	2
<b>NHL TOTALS</b>		<b>5</b>	<b>2</b>	<b>2</b>	<b>4</b>	<b>2</b>

## ACCOLADES

- 2013 IIHF World Championship Bronze Medal
- 2013 WCHA All-Academic Team
- 2012 WCHA First All-Star Team
- 2011 IIHF World Junior Championship Bronze Medal
- 2010 Minnesota Mr. Hockey

# NICK BJUGSTAD



# EVGENII DADONOV

63



**Position:** Right Wing

**Shoots:** Left

**Height:** 5'10"

**Weight:** 178

**Born:** March 12, 1989

**Birthplace:** Chelyabinsk, Russia

**Drafted:** 2007 - 3rd round

(71st overall) by Florida

**How Acquired:** Signed as an

unrestricted free agent on July 1, 2017

**2016-17:** Completed sixth KHL season, third with SKA St. Petersburg, registering a KHL career-high 30 goals and 66 points in 53 games...Won 2017 Gagarin Cup with SKA St. Petersburg...Led KHL in playoff game-winning goals (3)...Posted 19 points (9-10-19) in 18 postseason games...Finished regular season fourth in goals, fifth in points...Recorded three assists Feb. 16 vs. Sochi...Scored twice, Feb. 3 at MG...Posted three assists, Feb. 1 at Salavat...Owned four-game goal streak (Jan.13-Jan.23)...Posted third hat trick of the season, Dec. 1 at Kunlun...Scored career-high four goals, five points, Nov. 15 vs. Barys...Scored first hat trick of the season, Oct. 2 at Medvescak.

**2015-16:** Completed fifth KHL season, second with SKA St. Petersburg...Posted nine points (3-6-9) in 15 postseason games...Registered 46 points (23-23-46) in 59 games...Scored twice Feb. 5 vs. Ugra...Recorded season-high four points (2-2-4), Sept. 25 vs. Jokerit.

**2014-15:** Completed fourth KHL season, first with SKA St. Petersburg...Won 2015 Gagarin Cup with SKA St. Petersburg...Was named the recipient of the KHL Gentleman Award...Led KHL playoffs with 15 goals and registered 20 points in 22 postseason games...Recorded 46 points (19-27-46) in 53 regular season games...Was named KHL forward of the month for April...Scored twice, Feb. 1 at Medvescak...Posted six goals over five games, Jan. 5 - Jan. 15...Registered career-high five point game (3-2-5), Sept. 27 vs. Vityaz.

**2013-14:** Completed third KHL season, second with Donbass Donetsk...Recorded 12 points (7-5-12) over 13 playoff games...Finished the season with 29 points (15-14-29) in 54 games, ranking second on Donbass in points...Selected to KHL All-Star Game...Scored twice Jan. 18, at Barys.

**2012-13:** Completed second KHL season, first with Donbass Donetsk...Produced three points (1-2-3) in four Nadezhda Cup games...Recorded 38 points (14-24-38) in 52 games...Posted three assists, Dec. 19 at Yugra...Registered three points (2-1-3), Oct. 3 at Riga. 2011-12: Played in 15 games with Florida, recording three points (2-1-3)...Traded to CAR, Jan. 18...Posted nine points (5-4-9) in 20 AHL games with SAR and completed the season with CHA, registering 19 points (3-16-19) in 35 games...

**2010-11:** Completed his second NHL season, second with the Panthers...Totaled 17 points (8-9-17) and 14 PIM in 36 games with Florida...Tallied a pair of assists Apr. 8 at TBL...Recorded a goal Mar. 29 at CBJ...Netted two goals in his return to action Mar. 19 vs. NYI after missing 21 games with a broken finger (first career multi-goal game)...Scored first career PPG Jan. 15 vs. NJD...Notched a pair of assists Dec. 23 at BUF...Had a three-game point streak (2-3-5) snapped Dec. 22 at PIT...Posted back-to-back multi-point games (1-3-4) Dec. 17-20...Recorded his first career multi-point game while notching two assists Dec. 17 vs. BUF...Netted his first career NHL goal Dec. 15 vs. CAR...Registered first career NHL

point with an assist Dec. 7 vs COL...Recalled on Dec. 7...Recorded eight goals and eight assists in 24 games with Rochester (AHL).

**2009-10:** Completed his first NHL season, first with Florida... Played in four games with the Panthers. Scored 17 goals and 23 assists in 76 games with the Rochester Americans (AHL).

**2008-09:** Completed his first KHL season, first with Chelyabinsk Played for Chelyabinsk and scored 11 goals with four assists in 40 games. Scored two goals with five assists and was +6 for the tournament with 2 PIM... 2007-08: Scored seven goals with 13 assists and 20 PIM in 43 games for Chelyabinsk (RUS)... Played in two of three playoff games.

**2006-07:** Scored one goal with one assist with Chelyabinsk (RUS) in 24 games.

**INTERNATIONAL:** 2017: Earned bronze medal with Russia at World Championship, producing eight points (3-5-8) in 10 games. 2016: Represented Russia at the World Cup of Hockey, posting an assist in four games...Earned bronze medal with Russia at World Championship, producing 13 points (6-7-13) in 10 games. 2015: Won a silver medal with Russia at World Championship, amassing 11 points (4-7-11) in 10 games. 2014: Won a gold medal with Russia at World Championship, recording two assists in 10 games... Produced three goals in three Continental Cup games. 2013: Won 2013 Continental Cup, posting five points (1-4-5) in three games. 2008: Played in seven games and won a bronze medal with Russia at the World Junior Championship. 2007: Played for Russia at the Under-18 World Championship, totaling four points (2-2-4) in seven games...Was +1 with 12 SOG.

## MILESTONES

**First NHL Game:** 4/6/10 vs. OTT

**First NHL Goal:** 12/15/10 vs. CAR

**Most Goals:** 2, 3/19/11 vs NYI

**Most Assists:** 2 (2X), Last: 4/8/11 at TBL

**Most Points:** 2 (5X), Last: 4/8/11 at TBL

**Most PIM:** 4, 1/11/11 vs. WSH

**Most Shots:** 4 (4X), Last: 12/23/11 at BOS

**Longest Goal Streak:** 2 Games, 11/13-11/15/11

**Longest Assist Streak:** 2 Games, 12/17-12/20/10

**Longest Point Streak:** 3 games, 12/15-12-20/10

## ▶ DADONOV vs. NHL

TEAM	GP	G	A	PTS	PIM
Boston	3	0	0	0	0
Buffalo	4	1	4	5	2
Carolina	4	1	1	2	0
Chicago	1	0	0	0	0
Colorado	1	0	1	1	0
Columbus	2	1	0	1	0
Dallas	1	1	0	1	0
Los Angeles	1	0	0	0	0
Montreal	2	0	0	0	2
Nashville	2	0	0	0	0
New Jersey	4	1	0	1	2
NY Islanders	1	2	0	2	0
NY Rangers	4	0	0	0	4
Ottawa	3	0	0	0	0
Philadelphia	2	2	1	3	0
Pittsburgh	4	0	0	0	2
St. Louis	1	0	0	0	0
Tampa	6	0	2	2	0
Toronto	2	0	1	1	0
Washington	6	1	0	1	4
Winnipeg	1	0	0	0	0



EVGENII DADONOV

# 63

EVGENII  
**DADONOV**

## REGULAR SEASON

SEASON	TEAM	LEAGUE	GP	G	A	P	+/-	PIM	PP	SH	GW
2005-06	Traktor Chelyabinsk 2	Russia-3	12	1	4	5	--	2	--	--	--
2006-07	Traktor Chelyabinsk 2	Russia-3	4	2	0	2	--	14	--	--	--
2006-07	Traktor Chelyabinsk	KHL	24	1	1	2	--	8	--	--	--
2007-08	Traktor Chelyabinsk 2	Russia-3	12	4	7	11	--	32	--	--	--
2007-08	Traktor Chelyabinsk	KHL	43	7	13	20	--	20	--	--	--
2008-09	Traktor Chelyabinsk	KHL	40	11	4	15	1	8	30	2	
2009-10	Florida	NHL	4	0	0	0	-1	0	0	0	0
	Rochester	AHL	76	17	23	40	9	36	2	0	1
2010-11	Florida	NHL	36	8	9	17	0	14	10	0	
	Rochester	AHL	24	8	8	16	-3	4	2	0	2
2011-12	Florida	NHL	15	2	1	3	-4	2	0	0	0
	San Antonio	AHL	20	5	4	9	-2	4	0	0	0
	Charlotte	AHL	35	3	16	19	-4	6	0	0	0
2012-13	Donbass Donetsk	KHL	54	14	24	38	12	8	5	2	3
2013-14	Donbass Donetsk	KHL	54	15	14	29	9	24	30	1	
2014-15	SKA St. Petersburg	KHL	53	19	27	46	16	10	10	0	4
2015-16	SKA St. Petersburg	KHL	59	23	23	46	-1	4	8	0	2
2016-17	SKA St. Petersburg	KHL	53	30	36	66	33	39	30	0	
	<b>NHL Totals</b>		<b>55</b>	<b>10</b>	<b>10</b>	<b>20</b>	<b>-5</b>	<b>16</b>	<b>10</b>	<b>0</b>	



## ACCOLADES

- 2017 Gagarin Cup Champion (KHL)**
- 2017 IIHF World Championship Bronze Medal**
- 2016 IIHF World Championship Bronze Medal**
- 2015 Gagarin Cup Champion (KHL)**
- 2015 KHL Gentleman Award**
- 2015 IIHF World Championship Silver Medal**
- 2014 IIHF World Championship Gold Medal**
- 2013 IIHF Continental Cup Champion**
- 2013 KHL All-Star Game Selection**
- 2009 IIHF World Junior Championship Bronze Medal**
- 2008 IIHF World Junior Championship Bronze Medal**
- 2007 IIHF World U18 Championship Gold Medal**

EVGENII DADONOV



# AARON EKBLAD

5



**Position:** Defense

**Shoots:** Right

**Height:** 6'4"

**Weight:** 216

**Born:** February 7, 1996

**Birthplace:** Windsor, ON

**Drafted:** 2014 - 1st Round  
(1st overall) by Florida

**2016-17:** Scored 10th goal of the season, recorded eight shots, March 7 vs. NYR...Scored first career SHG and tied career-high nine shots, March 2 at PHI... Extended point streak to a season-high three games (1-2-3), Feb. 15-18...Scored PPG, Feb. 17 at ANA...Registered first multi-point game of the season (0-2-2), Jan. 18 at EDM...Recorded points in three consecutive games (0-4-4), Jan. 14-17... Registered an assist and five shots on goal, Dec. 15 at WPG... Posted career-high nine shots, Nov. 22 vs. PHI...Scored a goal for second consecutive game, Nov. 17 at TOR...Scored first career OT GWG, Nov. 15 at MTL... Scored first goal of the season, Oct. 22 vs. COL...Led team in season debut with 26:02 TOI, Oct. 13 vs. NJD.

**2015-16:** Registered first career playoff point (assist) in game four of ECQF, Apr. 20 at NYI... Made NHL playoff debut in game one of ECQF, Apr. 14 vs. NYI. Led all FLA defensemen in goals (15), points (36), power-play goals (3) and game-winning goals (4), while leading FLA in shots (182)... Scored 15th goal of the season, fourth game-winning goal, April 9 vs. CAR...Registered points in four consecutive games (0-6-6) March 31-April 5...Recorded two assists for second consecutive game, April 4 at TOR...Recorded two assists April 2 vs. MTL...Recorded an assist and three shots, March 31 vs. NJD...Recorded 68th career point (assist) claiming 10th all-time in franchise history for points by a defenseman, March 15 at MTL...Points in back-to-back games (1-1-2) March 10-12...Tied franchise record for game-

winning goals by a defenseman (7, E. Jovanovski) March 10 vs. OTT...Reached a new career-high for goals in a season (13) March 5 at ARI...Scored 11th goal of the season, Feb. 12 vs. STL... Registered a +3 rating Feb. 2 at WSH...First career fighting major, Jan. 26 vs. TOR...Scored 10th goal, Jan. 22 vs. CHI...Points in consecutive games (1-1-2) Dec. 27-29...Points in three straight games (2-1-3) Dec. 10-15... Recorded goal, assist Dec. 6 at NJD...Points in three consecutive games (2-1-3) Dec. 15-20... Recorded goal, assist (1-1-2) Dec. 6 at NJD...Recorded two assists, Nov. 21 vs. NYR...Points in four consecutive games (3-1-4) Nov. 10-16... Scored game-winning goal (19:39 3rd per.), logged career-high 27:39 TOI, Nov. 16 vs. TBL...Scored game-tying goal (19:22) Nov. 14 at TBL...Scored first goal of the season (GWG) on Oct. 24 at DAL...Recorded an assist Oct. 10 vs. PHI.

**2014-15:** Won 2015 Calder Memorial Trophy...Passed E. Jovanovski for franchise record for goals by a rookie defenseman March 3 vs. TOR...Hit career-high 27:38 TOI Feb. 19 at MTL... Represented Florida at 2015 NHL All-Star Game Jan. 25...Recorded an assist to pass E. Jovanovski's franchise record for points by a rookie defenseman (21, 1995-96) Jan. 4 at WSH...Passed D. Kulikov's franchise record for assists by a rookie defenseman (13, 2009-10) Dec. 20 at PIT...Hit career-high five-game point streak (Dec. 1-8, 4-3-7)...Recorded career-high three assists Dec. 6 vs. BUF... Owned a four-game point streak (1-5-6) Nov. 8-Nov. 16...Recorded the first multi-point game of

his career, recording two assists (0-2-2) Nov. 8 vs. CGY...Became youngest defenseman in franchise history (18 years, 267 days) to score first NHL goal, Nov. 1 vs. PHI...Made NHL debut Oct. 9 at TBL recording his first NHL point (assist), two shots, two blocked shots, a plus-one rating and 19:05 TOI.

**2013-14:** Selected by Florida first overall at the 2014 NHL Draft....Became the first player selected by Florida with the first overall pick since Ed Jovanovski (1994)...First defenseman taken at the NHL Entry Draft with the first overall pick since 2006... Named the Ontario Hockey League's Most Outstanding Defenseman...Led all OHL blueliners with 23 goals and finished tied for fifth with 53 points... named Captain of the Barrie Colts prior to the 2013-14 Season (13th Captain in franchise history)...Scored four goals Jan. 11 vs. Kingston.

**2012-13:** Played in 54 games in his second season with the Barrie Colts recording 34 points (7-27-34)...captained Canada Ontario's U17 team... Finished with 17 points (7-10-17) and a plus-11 rating in 22 OHL playoff games in 2012-13 with the Barrie Colts.

**2011-12:** Granted exceptional player status by Hockey Canada to be eligible for the 2011 OHL Priority Selection as a 15-year-old...Played rookie season with Barrie recording 29 points (10-19-29) in 63 games to earn OHL Rookie of the Year honors...named to the OHL All-Rookie Team.

**INTERNATIONAL:** 2016: Served as Alternate Captain for Team North America at World Cup of Hockey. 2015: Won Gold with Team Canada at World Championship recording seven points (4-3-7) in 10 games. 2014: Represented Canada at the 2014 World Junior Championships registering (1-1-2) in seven games...2013: Served as captain of the 2013 Canadian U-18 Ivan Hlinka Memorial gold medal winning team.

## ▶ EKBLAD vs. NHL

TEAM	GP	G	A	PTS	PIM
Anaheim	6	2	1	3	4
Arizona	5	1	0	1	2
Boston	12	0	4	4	6
Buffalo	11	0	7	7	8
Calgary	5	1	3	4	4
Carolina	9	2	1	3	2
Chicago	5	1	1	2	4
Colorado	6	2	1	3	6
Columbus	8	3	2	5	6
Dallas	6	1	0	1	2
Detroit	12	1	5	6	12
Edmonton	5	0	4	4	0
Los Angeles	6	0	1	1	2
Minnesota	6	1	0	1	2
Montreal	11	2	6	8	4
Nashville	6	1	1	2	0
New Jersey	9	2	3	5	10
NY Islanders	8	2	1	3	4
NY Rangers	8	2	2	4	0
Ottawa	13	1	1	2	14
Philadelphia	9	2	2	4	2
Pittsburgh	8	0	1	1	4
San Jose	6	0	3	3	6
St. Louis	5	2	1	3	2
Tampa Bay	12	3	2	5	4
Toronto	11	2	2	4	13
Vancouver	5	2	1	3	0
Washington	8	1	1	2	2
Winnipeg	6	0	2	2	6



## MILESTONES

**First NHL Game:** 10/9/14 at TBL

**First NHL Goal:** 11/1/14 vs. PHI

**Most Goals:** 1 (37X) Last: 3/7/17 vs. NYR

**Most Assists:** 3, 12/6/14 vs. BUF

**Most Points:** 3, 12/6/14 vs. BUF

**Most PIM:** 6 (2X), Last: 1/14/17 vs. CBJ

**Most Shots:** 9 (2X), Last: 3/2/17 at PHI

**Longest Goal Streak:** 2 games (6X), Last: 11/15-11/17/16

**Longest Assist Streak:** 4 games, 3/31-4/5/16

**Longest Point Streak:** 5 games, 12/1-12/8/14

AARON EBKLAD



## REGULAR SEASON

SEASON	TEAM	LEAGUE	GP	G	A	P	+/-	PIM	PP	SH	GW
2010-11	Sun County	Minor-ON	30	4	30	34	-	34	-	-	-
2011-12	Barrie	OHL	63	10	19	29	-5	34	7	0	1
2012-13	Barrie	OHL	54	7	27	34	29	64	4	1	1
2013-14	Barrie	OHL	58	23	30	53	9	91	16	1	4
2014-15	Florida	NHL	81	12	27	39	12	32	6	0	4
2015-16	Florida	NHL	78	15	21	36	18	41	3	0	4
2016-17	Florida	NHL	68	10	11	21	-23	58	4	1	2
<b>NHL TOTALS</b>			<b>159</b>	<b>27</b>	<b>48</b>	<b>75</b>	<b>30</b>	<b>73</b>	<b>9</b>	<b>0</b>	<b>8</b>

## PLAYOFFS

SEASON	TEAM	LEAGUE	GP	G	A	P	PIM
2012-13	Tappara	SM-Liiga	5	0	5	5	2
2015-16	Florida	NHL	6	2	1	3	2
<b>NHL TOTALS</b>			<b>6</b>	<b>2</b>	<b>1</b>	<b>3</b>	<b>2</b>

## ACCOLADES


**2016 World Cup of Hockey Championship**  
**2016 NHL All-Star Game**  
**2015 Calder Memorial Trophy**  
**2015 All-Rookie Team**  
**2015 NHL All-Star Game**  
**2015 IIHF World Championship Gold Medal**  
**2014 NHL Draft First Overall Pick**  
**2014 Max Kaminsky Trophy (OHL, Most Outstanding Defenseman)**  
**2014 OHL First All-Star Team**  
**2014 Ivan Hlinka Memorial Tournament Gold Medal**  
**2012 Emms Family Trophy (OHL, Rookie of the Year)**  
**2012 First All-Rookie Team**  
**2011 OHL Draft First Overall Pick**  
**CHL Exceptional Player Status**

AARON EBKLAD



# MICHEAL HALEY

# 18



**Position:** Center

**Shoots:** Left

**Height:** 5'10"

**Weight:** 205

**Born:** March 30, 1986

**Birthplace:** Guelph, ONT

**Drafted:** Undrafted

**How Acquired:** Signed as an unrestricted free agent on July 1, 2017

**2016-17:** Completed his seventh NHL season, third with SJS... Posted a career-high 10 assists, 12 points and 128 PIM in 58 games... Posted 15 PIM, March 25 at NSH... Scored second goal of the season, March 14 vs. BUF... Registered second multi-point game of the season with two points (1-1-2), career-high 14:51 TOI, Feb. 18... Notched two assists for first NHL multi-point game Jan. 10 at EDM... Tied career-high 17 PIM, Oct. 25 vs. ANA.

**2015-16:** Completed sixth NHL season, second with SJS... Registered one goal in 16 games with SJS... Scored first goal as a Shark, March 5 vs. VAN... Produced 23 points (12-11-23) in 41 games with SJB (AHL).

**2014-15:** Completed fifth NHL season, first with SJS... Played four games with SJS... Produced AHL career-best 18 goals and 31 points in 68 games with WOR... Notched three points (2-1-3) in four postseason games... Scored two goals, March 6 vs. HFD... Registered four-game point streak (3-2-5), Feb. 7-20... Began regular season with three goals/ four points over his first four games.

**2013-14:** Recorded 18 points (7-11-18) in 53 games with HFD... Posted two assists, March 30 at BRI.

**2012-13:** Completed fourth NHL season, first with NYR... Made his NHL postseason debut May 23 vs. BOS... Posted 5 PIM, March 14 at

WPG... Posted 7 PIM, March 8 vs. OTT... Made his NYR debut March 5 vs. PHI... Recorded 23 points (10-13-23) and 170 PIM over 69 games with CTW (AHL)... Produced four-game point streak (3-4-7), Feb. 5-15... Scored two goals Nov. 11 at BRI... Posted a three-game point streak (0-3-3), Oct. 27-Nov. 4.

**2011-12:** Completed third NHL season, third with NYI... Appeared in 14 games with NYI... Played in three postseason games with BRI (AHL)... Notched 25 points (15-10-25) and 125 PIM in 51 games with BRI... Scored hat trick Feb. 11 vs. SPR.

**2010-11:** Completed second NHL season, second with NYI... Registered three points (2-1-3) in 27 games with NYI... Scored second goal of the season, March 19 at FLA... Posted first NHL assist Feb. 24 at PHI... Scored first NHL goal, posted career-high 39 PIM, Feb. 11 vs. PIT... Recorded 22 points (12-10-22) and 144 PIM in 50 games with BRI (AHL)... Four-game goal streak (6G), Dec. 12-Dec. 19.

**2009-10:** Completed first NHL season, first with NYI... Appeared in two games with NYI... Made NHL debut, logging 5 PIM and 10:18 TOI, Apr 10... Played three postseason games with BRI (AHL)... Appeared in 65 games with BRI, producing 14 points (6-8-14) and a AHL career-best 196 PIM.

**2008-09:** Played in first full AHL season with BRI... Appeared in five playoff games, registering one

goal...Played in 45 regular season games and notching eight points (5-3-8) and 99 PIM.

**2007-08:** Signed with NYI, May 19, 2008...Split first full professional season between BRI (AHL) and UT (ECHL)...Recorded four points (2-2-4) and 75 PIM in 36 games with BRI...Appeared in 14 postseason games with UT, posting 13 points (7-6-13) and 49 PIM...Registered 19 points (11-8-19) and 115 PIM in 28 regular season games with UT. 2006-07: Made professional debut, playing seven games with SCS (ECHL), posting six points (5-1-6) and 13 PIM...Posted OHL career-best 54 points (30-24-54) and 174 PIM in 68 games with TSM.

**2005-06:** Split season between SAR (OHL) and TSM (OHL)...Scored 12 goals with TSM in 30 games and notched eight points (2-6-8) in 23 games with SAR.

**2004-05:** Notched 30 points (14-16-30) in 61 games with SAR. 2003-04: Appeared in 51 games with SAR (OHL), registering 16 points (8-8-16).

**2002-03:** Played in debut OHL season with SAR, producing six points (3-3-6) in 43 games.

## ▶ HALEY vs. NHL

TEAM	GP	G	A	PTS
Anaheim	8	0	0	0
Arizona	5	1	1	2
Boston	7	0	0	0
Buffalo	4	1	1	2
Calgary	5	0	1	1
Carolina	3	0	0	0
Chicago	1	0	0	0
Columbus	3	0	0	0
Dallas	4	0	0	0
Edmonton	5	0	2	2
Florida	4	1	0	1
Los Angeles	8	0	1	1
Minnesota	4	0	1	1
Montreal	2	0	1	1
Nashville	3	0	1	1
New Jersey	11	0	0	0
NY Islanders	4	0	1	1
NY Rangers	5	0	0	0
Ottawa	5	0	0	0
Philadelphia	8	0	1	1
Pittsburgh	5	1	0	1
St. Louis	4	0	0	0
Tampa Bay	2	0	0	0
Toronto	4	0	0	0
Vancouver	6	1	0	1
Washington	4	0	0	0
Winnipeg	6	0	0	0



## MILESTONES

**First NHL Game:** April 11, 2010 vs. PIT

**First NHL Goal:** Feb. 11, 2011 vs. PIT

**Most Goals:** 1 (5x), Last: 3/14/17 vs. BUF

**Most Assists:** 2, 1/10/17 @ EDM

**Most Points:** 2 (2x), Last: 2/18/17 @ ARI

**Most PIM:** 39, 2/11/11 vs. PIT

**Most Shots:** 5, 1/5/17 vs. MIN

**Longest Goal Streak:** None

**Longest Assist Streak:** None

**Longest Point Streak:** None

MICHEAL HALEY

# 18 MICHEAL HALEY

## REGULAR SEASON

SEASON	TEAM	LEAGUE	GP	G	A	P	+/-	PIM	PP	SH	GW
2002-03	Sarnia Sting	OHL	43	3	3	6	-4	32	0	0	0
2003-04	Sarnia Sting	OHL	51	8	8	16	-5	69	1	0	0
2004-05	Sarnia Sting	OHL	61	14	16	30	-26	122	7	0	3
2005-06	Sarnia Sting	OHL	23	2	6	8	-6	83	0	0	0
	Toronto St. Michael's	OHL	30	12	0	12	-8	78	3	1	0
2006-07	Toronto St. Michael's	OHL	68	30	24	54	-18	174	12	2	1
	South Carolina	ECHL	7	5	1	6	2	13	--	--	--
2007-08	Bridgeport	AHL	36	2	2	4	-4	75	0	0	1
	Utah	ECHL	28	11	8	19	9	115	--	--	--
2008-09	Bridgeport	AHL	45	5	3	8	0	99	0	0	0
2009-10	NY Islanders	NHL	2	0	0	0	-3	9	0	0	0
	Bridgeport	AHL	65	6	8	14	-14	196	0	0	1
2010-11	NY Islanders	NHL	27	2	1	3	-4	85	0	0	0
	Bridgeport	AHL	50	12	10	22	-19	144	7	0	1
2011-12	NY Islanders	NHL	14	0	0	0	-1	57	0	0	0
	Bridgeport	AHL	51	15	10	25	4	4	1	3	
2012-13	NY Rangers	NHL	9	0	0	0	-1	12	0	0	0
	Connecticut	AHL	69	10	13	23	10	170	2	0	1
2013-14	Hartford	AHL	53	7	11	18	3	131	0	0	0
2014-15	San Jose	NHL	4	0	0	0	-1	11	0	0	0
	Worcester	AHL	68	18	13	31	-13	106	8	0	4
2015-16	San Jose	NHL	16	1	0	1	-2	48	0	0	0
	San Jose Barracuda	AHL	41	12	11	23	6	52	5	1	2
2016-17	San Jose	NHL	58	2	10	12	6	128	0	0	1
	<b>NHL Totals</b>		<b>130</b>	<b>5</b>	<b>11</b>	<b>16</b>	<b>-6</b>	<b>350</b>	<b>0</b>	<b>0</b>	<b>1</b>

## PLAYOFFS

SEASON	TEAM	LEAGUE	GP	G	A	P	+/-	PIM	PP	SH
2012-13	NY Rangers	NHL	2	0	0	0	-1	0	0	0
	<b>NHL TOTALS</b>		<b>2</b>	<b>0</b>	<b>0</b>	<b>0</b>	<b>-1</b>	<b>0</b>	<b>0</b>	<b>0</b>



# MICHEAL HALEY



# JONATHAN HUBERDEAU

11



**Position:** Left Wing  
**Shoots:** Left  
**Height:** 6'1"  
**Weight:** 188  
**Born:** June 4, 1993  
**Birthplace:** Saint-Jerome, QC  
**Drafted:** 2011 - 1st Round  
(3rd overall) by Florida

**2016-17:** Scored two goals for first multi-goal game of the season, April 8 vs. BUF... Recorded points in three consecutive games (2-4-6), March 23-27... Tied career-high with four points (1-3-4), March 25 vs. CHI... Posted an assist, March 23 vs. ARI... Recorded two points (1-1-2), March 17 at NYR... Scored first PPG of the season, March 4 vs. DAL... Recorded points in back-to-back games (0-2-2), Feb. 24-26... Scored fourth goal of the season, Feb. 18 at LAK... Recorded points in four consecutive games (3-4-7), Feb. 3-15... Recorded season-high three points (1-2-3), Feb. 11 at NSH... Made season debut, after missing 51 games due to injury, recording his first goal of the season (GWG) and six shots, Feb. 3 vs. ANA.

**2015-16:** Scored first career postseason goal, tied franchise playoff record with nine shots in game six of ECQF, Apr. 24 at NYL... Recorded first career playoff point (assist), led FLA with seven shots in game two of ECQF, Apr. 15 vs. NYL... Made NHL playoff debut in game one of ECQF, Apr. 14 vs. NYL. Tied for second on FLA in assists (39) and shots (174), tied for third in points (59)... Scored 20th goal of the season April 9 vs. CAR... Recorded a career-high seven-game point streak (6-4-10), March 24-April 5... Recorded goals in career-high five consecutive games (6) March 24-April 2... Set new career-high with 16th goal of the season, scored for third consecutive game March 29 vs. TOR... Tied

an assist March 26 at TBL... Scored 14th goal of the season (EN) Mar. 24 at BOS... Recorded three shots and a five-minute major for fighting March 19 vs. DET... Points in five consecutive games (2-6-8) March 7-15... Registered two assists in his return to lineup after missing six games with injury, March 7 vs. BOS... Recorded a goal and an assist Feb. 12 vs. STL... Registered season-high three points (2-1-3), Feb. 2 at WSH... Registered two points (1-1-2) on Jan. 23 vs. TBL... Recorded 100th career assist Jan. 22 vs. CHI... Points in four consecutive games (3-2-5) Jan. 5-11... Recorded two assists Jan. 7 at OTT.

**2014-15:** Led the team in points (54) and assists (39)... Reached new career-high in goals April 11 vs. NJD... Recorded a goal and season-high eight shots Mar. 24 at TBL... Reached career-high five-game point streak (2-6-8) March 1 - March 12... Scored a goal and shootout game-winner March 7 vs. NYL... Recorded three assists March 1 vs. TBL... Recorded an assist to reach new career-high in points Feb. 19 at MTL... Recorded three assists to reach new career-high in assists Feb. 10 vs. ANA... Recorded points in three consecutive games (1-2-3) Jan. 13 - 17... Named NHL Third Star of the week (week ending Jan. 11)... Notched goal in second consecutive game Jan. 9 at CGY... Recorded season-high three points (2-1-3) and first multi-goal game of the season Jan. 8 at VAN... Recorded points in three consecutive games (1-3-4) Dec. 28-31... Recorded points in three consecutive games (1-4-5) Nov.

16-20...Two-point game (1-1-2) Nov. 16 at ANA... Recorded his first goal of the season in season debut Oct. 9 vs. TBL.

**2013-14:** Recorded career-high assists (19)... Recorded a goal and three shots Apr.8 vs. PHI...Picked up a pair of assists Mar. 14 vs. NJD...Posted two assists Mar. 2 at NYI...Had three-game point streak (1-3-4: Jan. 18-21)... Recorded a goal and an assist Jan. 20 at PIT... Scored first GWG of season Dec. 7 at DET... Recorded three-game point streak (2-1-3: Nov. 12-16)...Recorded three goals in four games (Oct. 10-15)...Posted first goal of season Oct. 10 at TBL...Recorded an assist in season opener Oct. 3 at DAL.

**2012-13:** Became first player in franchise history to win Calder Memorial Trophy...Named to NHL-All Rookie Team...Recorded most points (31) as a teenager in Panther history...Recorded season-high three assists Apr. 27 at TBL...Scored a goal Apr. 18 at NYR...Recorded an assist Apr. 7 vs. OTT...Notched two assists Mar. 30 vs. NJ... Scored a goal and added an assist Mar. 28 vs. BUF...Became the first Panther to score on two penalty shots in one season, recording his second penalty shot goal Mar. 5 vs. CAR... Recorded the third two-goal game of his career Mar. 3 vs. CAR...Named NHL Rookie of the Month for February, posting nine points (6-3-9) in 13 games...Tied franchise record for points in a game for rookie, including first GWG on penalty shot (2-2-4) on Feb. 21 at PHI...Recorded first two-goal game of his NHL career Feb. 12 vs. WSH...Netted SO winner Feb. 8 at PHI...Recorded points in three straight games (2-1-4; 1/31-2/5)... Scored a goal and added two assists in his NHL debut Jan. 19 vs. CAR...Played in 30 games for Saint John (QMJHL) scoring 45 points (16-29-45).

**2011-12:** Completed third QMJHL season, third with Saint John Sea Dogs, serving as team Captain...Suffered injury (broken foot), missed 31 games...Finished the season playing 37 games with 72 points (30-42-72), finishing third on his team in scoring and ended the season with a +53 rating and 50 PIMs....Led the NHL preseason in power-play goals. Led all Florida Panthers in preseason points with three goals, all on the powerplay, one assist, four points in five games. Played in 15 Playoff games for Saint John... Recorded 21 points (10-11-21) with a +11 rating and 18 PIMs,

## HUBERDEAU vs. NHL

TEAM	GP	G	A	PTS	PIM
Anaheim	7	2	6	8	0
Arizona	4	0	1	1	2
Boston	16	2	5	7	8
Buffalo	18	6	6	12	7
Calgary	6	1	3	4	2
Carolina	14	4	9	13	8
Chicago	7	1	4	5	4
Colorado	5	1	2	3	2
Columbus	9	1	4	5	0
Dallas	6	2	4	6	0
Detroit	13	2	3	5	17
Edmonton	7	2	1	3	6
Los Angeles	7	1	5	6	4
Minnesota	6	1	1	2	4
Montreal	16	1	11	12	4
Nashville	7	3	4	7	2
New Jersey	11	4	4	8	6
NY Islanders	11	2	6	8	10
NY Rangers	14	2	4	6	12
Ottawa	16	2	8	10	8
Philadelphia	11	4	3	7	6
Pittsburgh	13	2	3	5	10
San Jose	6	1	3	4	0
St. Louis	8	1	2	3	4
Tampa Bay	19	6	10	16	10
Toronto	16	3	6	9	7
Vancouver	6	3	3	6	4
Washington	14	4	6	10	2
Winnipeg	10	4	3	7	0



winning the President's Cup against Rimouski in four games... Advanced to the Memorial Cup Tournament for the second straight year.

**2010-11:** Completed second QMJHL season, second with Saint John Sea Dogs...Played in 67 games, registering 43 goals, 62 assists, 105 points and finished third in the league in points...Named to the QMJHL first-All-Star Team...Played in 19 playoff games, scoring 16 goals, 14 assists and 30 points, winning a Memorial Cup and being named Memorial Cup MVP in the process.

**INTERNATIONAL:** 2016: Served as Alternate Captain for Team North America at World Cup of Hockey. 2015: Won Gold with Team Canada at World Championship recording seven points (4-3-7) in 10 games. 2014: Represented Canada at the 2014 World Junior Championships registering (1-1-2) in seven games...2013: Served as captain of the 2013 Canadian U-18 Ivan Hlinka Memorial gold medal winning team.

JONATHAN HUBERDEAU

# 11

JONATHAN

# HUBERDEAU

## MILESTONES

**First NHL Game:** 1/19/13 vs. CAR

**First NHL Goal:** 1/19/13 vs. CAR

**Most Goals:** 2 (7X), Last: 4/8/17 vs. BUF

**Most Assists:** 3 (4X), Last: 3/25/17 vs. CHI

**Most Points:** 4 (2X), Last: 3/25/17 vs. CHI

**Most PIM:** 7, Last: 3/27/17 at BUF

**Most Shots:** 8 (2X), Last: 3/24/15 at TBL

**Longest Goal Streak:** 5 games, 3/24-4/2/16

**Longest Assist Streak:** 3 games (10X), Last: 3/23-3/27/17

**Longest Point Streak:** 7 games, 3/24-4/5/16

## REGULAR SEASON

SEASON	TEAM	LEAGUE	GP	G	A	P	+/-	PIM	PP	SH	GW
2008-09	Saint-Eustache	QAAA	43	20	30	50	-	60	-	-	-
2009-10	Saint John	QMJHL	61	15	20	35	28	43	3	0	0
2010-11	Saint John	QMJHL	67	43	62	105	59	88	13	3	7
2011-12	Saint John	QMJHL	37	30	42	72	53	50	7	1	6
2012-13	Saint John	QMJHL	30	16	29	45	-1	48	5	0	3
2012-13	Florida	NHL	48	14	17	31	-15	18	2	0	1
2013-14	Florida	NHL	69	9	19	28	-5	37	2	0	1
2014-15	Florida	NHL	79	15	39	54	10	38	0	0	0
2015-16	Florida	NHL	76	20	39	59	17	43	4	1	2
2016-17	Florida	NHL	31	10	16	26	-2	13	3	0	2
<b>NHL TOTALS</b>			<b>303</b>	<b>68</b>	<b>130</b>	<b>198</b>	<b>5</b>	<b>149</b>	<b>11</b>	<b>1</b>	<b>6</b>

## PLAYOFFS

SEASON	TEAM	LEAGUE	GP	G	A	P	PIM
2008-2009	Saint-Eustache	QAAA	8	2	7	9	18
2009-2010	Saint John	QMJHL21	11	7	18	22	
2010-2011	Saint John	QMJHL19	16	14	30	16	
2011-2012	Saint John	QMJHL15	10	11	21	18	
2015-2016	Florida	NHL	6	1	2	3	10
<b>NHL TOTALS</b>			<b>6</b>	<b>1</b>	<b>2</b>	<b>3</b>	<b>10</b>

## ACCOLADES

- 2013 Calder Memorial Trophy**
- 2013 All-Rookie Team**
- 2012 President's Cup (QMJHL)**
- 2012 Paul Dumont Trophy (QMJHL, Personality of the Year)**
- 2012 IIHF World Junior Championship Bronze Medal**
- 2011 Memorial Cup (CHL)**
- 2011 Stafford Smythe Trophy (CHL, MVP)**
- 2011 Memorial Cup All-Star Team**
- 2011 President's Cup (QMJHL)**
- 2011 Guy LaFleur Trophy (QMJHL, Playoff MVP)**
- 2011 QMJHL First All-Star Team**
- 2011 Hlinka Memorial Tournament Gold Medal**

JONATHAN HUBERDEAU



# ROBERTO LUONGO

1



**Position:** Goaltender

**Catches:** Left

**Height:** 6'3"

**Weight:** 217

**Born:** April 4, 1979

**Birthplace:** Montreal, QC

**Drafted:** 1997 - 1st Round  
(4th overall) by NY Islanders

**How Acquired:** Traded from Vancouver  
with F Steven Anthony in exchange for  
Shawn Matthias and G Jacob Markstrom  
on March 4, 2014.

**2016-17:** Passed **E. Belfour** for **fourth all-time games played (964)**, **Feb. 24 vs. CGY...Earned his 450th NHL win, Jan. 31 vs. OTT...Recorded 448th career win, passing T. Sawchuk, fifth all-time, Jan. 9 at NJD...Earned 447th career win, tying T. Sawchuk, fifth all-time, Dec. 20 vs. BUF...Made 37 saves to earn 10th win of the season, Dec. 10 vs. VAN...Played in his 944th NHL game, passing C. Joseph for fifth all-time, Dec. 5 at BOS...Earned fourth consecutive win Nov. 19 at OTT...Named NHL Third Star of the Week, Oct. 17...Earned 438th career win, passing J. Plante for sixth all-time, Oct. 15 vs. DET... Earned first win of the season and 437th career win, tying J. Plante for sixth all-time, Oct. 13 vs. NJD.**

**2015-16:** Made 26 saves to earn his second win of the postseason, ECQF game four, Apr. 20 at NYI... Made 41 saves to earn his first playoff win with FLA, ECQF game two, Apr. 15 vs. NYI...Made FLA post-season debut in game one of ECQF, Apr. 14 vs. NYI. Finished season with FLA career-best (tied) 2.35 GAA...Finished season ranking sixth all-time in games played (926), seventh all-time in wins (436) and 11th all-time in shutouts (72)...Tied his own franchise record (2005-06) with 35th win of the season, April 9 vs. CAR...Made 34 saves to earn his 34th win of the season, April 5 at MTL...Made 25 saves to earn his 33rd win of the season, April 2 vs. MTL...Made 34 saves to earn his 31st win of the season, earning second all-time in franchise history for single season wins, March 24 at BOS...Made

32 saves for his 30th win of the season March 17 at TOR...Made 22 saves, 2/2 in the shootout March 12 vs. PHI...Stopped 26 shots to earn his 28th win of the season March 10 vs. OTT...Recorded 25th win of the season Feb. 20 vs. WPG...907th career game, passing G. Hall to claim sixth all-time, Feb. 12 vs. STL...Recorded 424th win to pass T. Esposito for seventh all-time and his franchise record ninth consecutive home win, Feb. 4 vs. DET...Made 27 saves to earn 72nd career shutout, passing H. Lumley/L.Chabot for 11th all-time, Jan. 22 vs. CHI...Played in his 900th career game Jan. 17 at TBL...Personal best/franchise high ninth consecutive win, Jan. 5 vs. BUF...71st career shutout to tie H. Lumley/L.Chabot (11th) Jan. 2 vs. NYR...883rd game to pass J. Vanbiesbrouck (eighth), 150th win w/ FLA Nov. 29 at DET...408th career win to pass G. Hall to claim eighth all-time Nov. 27 vs. NYI...69th career shutout/407th win, tying G. Hall (eighth) Nov. 16 vs. TBL... Passed G. Fuhr (9th) in wins (404 W) Oct. 27 vs. COL...402nd career win, passed C. Osgood to claim 10th all-time Oct. 10 vs. PHI.

**2014-15:** Finished season ranking first among active NHL goaltending leaders in games played (864), wins (401), shutouts (68) and saves (23,441)...Earned his 401st career win, tying C. Osgood for 10th all-time Apr. 9 vs. BOS... Earned his his 400th career win April 2 vs. CAR...Made 23,000th save of his career Feb. 10 vs. ANA...Represented Florida at 2015 All-Star Game Jan. 25...Passed J. Plante for 11th all-time in games played (383) Jan. 17 vs. EDM...

Passed D. Hasek for 11th all-time in career wins (390) Jan. 11 at EDM...Earned 68th career shutout passing R. Worters for 13th all-time in career shutouts Jan. 2 at BUF...Earned his 386th career win passing M. Vernon for 12th all-time Dec. 22 vs. PIT...Stopped 15/20 shooters in NHL record breaking 20-round shootout Dec. 16 vs. WSH...Passed E. Belfour placing fourth all-time in career saves (22,234) Dec. 6 vs. BUF... Stopped a season high 48/50 shots Nov. 22 at NSH...Recorded 376th career win to pass J. Vanbiesbrouck for 13th all-time in career wins Oct. 21 at COL...Recorded 67th career shutout passing P. Roy for 13th all-time Oct. 17 at BUF... Made season debut Oct. 9 at TBL.

**2013-14:** Ranks as Florida's all-time goaltending leader in games played (392), wins (142), shutouts (29) and saves (11,168)... Played in his 800th career NHL game Apr. 4 vs. CGY...Stopped 37 shots in a win March 25 vs. OTT...Made season-high 52 saves earning a win March 18 at SJS...Made 28 saves in win March 14 vs. NJD... Stopped 25 shots for his 66th career NHL shutout and 27th with Panthers in his return to Cats lineup Mar. 6 vs BUF...Acquired by Florida on March 4 via a four player trade with Vancouver...Posted a 19-16-6 record with a 2.38 GAA with the Canucks...Stopped 46 shots shots on Jan. 4 at LAK...Won five straight games Dec. 3-14...Recorded a shutout on Dec. 13 vs. EDM.

**2012-13:** Appeared in 20 games in net, posting a record of (9-6-3), two shutouts and 2.56 goals-against- average...Played his 400th game with Vancouver, March 16 vs DET...Posted second shutout of the season and 62nd of his career to tie Toronto's Turk Broda on Feb. 22 at NSH.

**2011-12:** Posted a 31-14-8 record with a 2.41 GAA in 55 games played...Won the Mike's Three Star Award for the 2011-12 season...Did not lose in regulation in 10 consecutive games played (7-0-3), Jan. 17-Feb. 18...Moved into first place in Vancouver franchise history for most wins, collecting his 212th in just 364 games (the previous record was held by Kirk McLean who accomplished the feat of 211 wins in 516 games), Jan. 21 vs SJ...Played in his 700th career game, Jan. 4 vs MIN.

**2010-11:** Posted a record of 38-15-7 and a 2.11 GAA in 60 games played...Won the Jennings Trophy, alongside Cory Schneider, for the first

## ▶ LUONGO vs. NHL

Team	GP	W	L	OTL	SV%	GAA	SO
Anaheim	27	9	12	3	.903	3.02	2
Arizona	31	15	12	4	.925	2.27	3
Boston	38	15	16	2	.925	2.49	4
Buffalo	29	18	8	0	.933	1.99	5
Calgary	46	26	16	3	.915	2.6	1
Carolina	33	15	14	1	.927	2.37	2
Chicago	35	16	13	4	.931	2.13	5
Colorado	44	22	17	5	.913	2.59	3
Columbus	27	14	6	7	.918	2.14	4
Dallas	26	14	8	3	.926	2.26	2
Detroit	40	18	15	6	.918	2.78	0
Edmonton	45	27	12	4	.915	2.28	4
Florida	7	4	1	2	.946	1.8	1
Los Angeles	37	16	16	5	.914	2.54	3
Minnesota	42	17	19	5	.904	2.69	5
Montreal	37	15	14	4	.921	2.48	2
Nashville	38	18	14	2	.923	2.26	3
New Jersey	28	12	16	0	.912	2.76	4
NY Islanders	31	12	12	3	.92	2.59	0
NY Rangers	25	8	13	2	.914	2.9	3
Ottawa	32	16	15	0	.921	2.69	0
Philadelphia	24	9	10	2	.919	2.78	1
Pittsburgh	31	14	10	5	.908	2.85	4
San Jose	31	13	12	4	.917	2.67	0
St. Louis	32	16	12	2	.917	2.32	3
Tampa Bay	37	18	15	1	.923	2.44	4
Toronto	34	20	9	1	.926	2.25	2
Vancouver	9	3	3	2	.919	2.49	0
Washington	38	20	12	0	.924	2.39	2
Winnipeg	32	13	13	2	.913	2.79	1

time in franchise history...Ranked tied for first in the NHL with 38 victories this season... Has won 30 or more games in six consecutive seasons...Became the 25th goaltender in NHL history to reach the 300-win milestone, the sixth youngest to reach the mark (at the age of 31 years and 335 days) and the 16th fastest to reach the mark, Mar. 5 at LA...Did not lose in regulation in 21 consecutive starts (16-0-5), Dec. 8-Feb. 12...Posted a record of 15-10-4 in 25 playoff games...Backstopped the Canucks to the Stanley Cup Final...Recorded four shutouts in postseason, ranking second in the NHL.

**2009-10:** Produced the second highest win total of his career with 40 victories...Posted 30+ wins for the fifth consecutive season... Finished the season with 51 career shutouts, ranking second among active goaltenders and tied for 20th for the most in League history... Appeared in his 600th career game, becoming the fourth youngest goaltender and only the 37th goaltender in League history to reach the mark, March 9 at COL...Established his longest



ROBERTO LUONGO

# 1 ROBERTO LUONGO

streak in regulation, producing a record of 7-0-2, Dec. 22-Jan. 9...Posted his 50th career shutout in a milestone outing that also saw Alex Burrows record a hat trick; this game marked only the second game in franchise history that the Canucks have recorded a shutout and hat trick in a single game, Jan. 7 vs PHX.

**2008-09:** Advanced to the WCSF for the second time in his career, posting a record of 11-11 in the 2009 Stanley Cup Playoffs...Recorded his first career shutout in the postseason...Posted 30+ wins for the fourth consecutive season...Tied for fourth among active goaltenders with 47 career shutouts and second in the League with nine shutouts this season...Established a new franchise record for shutouts in a season (9)...Owned the second longest winning streak this season (eight wins) 8-0-0 and second longest winning streak for a goaltender in franchise history, Feb. 3-21...Set a new career shutout sequence, playing 242:36 without allowing an opposition goal (franchise record and second longest streak in the modern NHL), Nov. 4-12.

**2007-08:** Has played three consecutive seasons with 35 or more wins...Set a Canucks record for longest consecutive shutout streak (over three complete games, 210:34 minutes Nov. 23-Dec. 2nd)...Named NHL's second star for November, posting an 8-2-2 record, 1.56 GAA, .940 save percentage and four shutouts... Named second star posting a season-high 49 saves on 51 shots for the shootout victory, Feb. 21 at NSH... Posted third consecutive shutout stopping 26 shots (turned away a combined 79 shots over three games).

**2006-07:** Set new League record for most shots faced by a goaltender and most shots faced in his NHL Playoff debut (76), tying for the second highest number of saves all-time (72)... Played in the franchise's longest

game in playoff history at 138:06 minutes...Set career highs for wins (47) and longest undefeated streak (eight games: 6-0-2 from March 13-29)...Finished second in the NHL in wins (47)...Ranked tied for sixth in the League for GAA (2.29) and shutouts (5) and was fourth in the League in save percentage (.921)... Finalist for the Vezina Trophy, Hart Trophy and Lester B. Pearson Award...Posted 39th win, named second star and set a new franchise record for wins by a Vancouver goaltender in a single season, March 9 at SJS... Set new single-season career high after posting his 36th win, March 1 vs PHX...Won 30th game of the season and set new franchise record becoming first Canucks goalie to win 30 games in his first season with the club, Feb. 6 at EDM...Named NHL's 'Third Star' for January after posting an 8-1-2 record, 1.86 GAA, .945 save percentage and one shutout in 11 games played...Recorded 30th career shutout making 30 saves and was named first star, Jan. 16 at MTL.

**2005-06:** Set a Panthers franchise record with his 107th career win, April 13 at OTT.

**2004-05:** Represented Team Canada at the World Championships and World Cup.

**2003-04:** Set NHL records for saves (2,303) and shots against (2,475)...Ranked third among NHL goaltenders in save percentage (.931), third in minutes (4,252), fourth in games played (72) and fifth in shutouts (7)... Set career highs in wins (25), becoming only the second Panthers goaltender to record as many as 25 wins in a season (John Vanbiesbrouck)...Finished the season as the NHL's active shutout leader prior to turning 25 years old, with 23, topping Martin Brodeur's 22...Finalist for the Vezina Trophy and Lester B. Pearson Award... Posted franchise record seventh shutout of the season with 29 saves March 2 at WSH in a 1-0 win.

**2002-03:** Broke his own franchise record with a 144:51 scoreless streak, Jan. 20 vs MTL.

**2001-02:** Finished 16-33-4 in 58 games with four shutouts, a 2.77 GAA and .915 SV%...Suffered torn ligament in right ankle March 20 vs. MTL and missed the final 13 games of the season...Set Panthers records with



57 saves and 60 shots faced in 3-2 OTL vs. DET Feb. 27...Made 37 saves for Team Melrose to win inaugural NHL YoungStars Game at All-Star weekend in LAK on Feb. 1...Posted 23-save, 2-0 shutout vs. CBJ on Dec. 5...Stopped 30 shots in 6-0 shutout vs. ANA Nov. 21...Made 44 saves in 1-0 OT loss at MTL Nov. 17...Posted 2-0 shutout vs. PIT Nov. 7 (17 saves)...Recorded 5-0 shutout at TBL Oct. 7 (28 saves).

**2000-01:** Tied for sixth in the NHL in save percentage and tied the second-best save percentage for a rookie in NHL history (Manny Fernandez, 1999.00)...Made 21 saves to earn his first win as a Panther Nov. 25, 2-1 vs TB in OT – the first victory by a rookie goalie in Panthers history...Became the first rookie in Panthers history to record a shutout with 0-0 tie (20 saves), Oct. 22 at MIN.

**1999-00:** Completed his first NHL season... Stopped first career NHL penalty shot (Dan Kesa), Jan. 13 at TBL...Made career-high 46 saves Dec. 19 in 5-3 win vs NJD.

**1998-99:** Won Quebec League title with Acadie-Bathurst and led all QMJHL goaltenders in play-off games played (23), wins (16) and minutes (1,400), finishing 16-6 overall in the postseason through the Memorial Cup Finals.

**1997-98:** Drafted first round, fourth overall in the 1997 NHL Draft by the NYI, making him the highest drafted goaltender in NHL history...Won the QMJHL title with Val d'Or, appearing in 17 playoff games, posting a 14-3 record and a 2.18 GAA.

**INTERNATIONAL:** 2014: Won a Gold Medal with Team Canada in the 2014 Sochi Olympic Winter Games. 2010: Won a Gold Medal with Team Canada in the 2010 Vancouver Olympic Games posting an undefeated 5-0-0 record, earning one shutout in the tournament. 2006: Represented Team Canada at the 2006 Torino Winter Olympic Games. 2005: Won

Silver Medal with Team Canada at the 2005 World Championship. 2004: Won the 2004 World Cup of Hockey with Team Canada...Won Gold Medal with Team Canada at the 2004 World Championship posting a 5-1-1 record with one shutout. 2003: Won Gold Medal with Team Canada at 2003 World Championship. 2001: Represented Team Canada at 2001 World Championship. 1999: Represented Team Canada at the 1999 World Junior Championship, finished with a 4-2-1 record. 1998: Was a member of Team Canada at the 1998 World Junior Championship.

## MILESTONES

**First NHL Game:** 11/28/99 at BOS

**First NHL Win:** 11/28/99 at BOS

**First NHL Shutout:** 12/27/99 vs. BOS

**Most Saves:** 57, 2/27/02 vs. DET

**Most Shots Faced:** 60, 2/27/02 vs. DET

**Most Goals Allowed:** 9, 12/30/99 at PIT

**Longest Win Streak:** 9 wins, 12/15-1/7/16

# 1 ROBERTO LUONGO

## REGULAR SEASON

SEASON	TEAM	LEAGUE	GP	W	L	T	OT	SO	GA	SA	SV%	GAA	MIN
1994-95	Montreal	QAAA	25	10	14	0	-	0	1,465	-	-	3.85	94
1995-96	Val-D'Or	QMJHL	23	6	11	4	-	0	74	-	-	3.7	1,201
1996-97	Val-D'Or	QMJHL	60	32	22	2	-	2	171	-	-	3.1	3,305
1997-98	Val-D'Or	QMJHL	54	27	20	5	-	7	157	1,704	.908	3.09	3,046
1998-99	Val-D'Or	QMJHL	21	6	10	2	-	1	77	783	.902	3.93	1,176
1998-99	Acadie-Bathurst	QMJHL	22	14	7	1	-	0	74	863	.914	3.31	1,340
1999-00	NY Islanders	NHL	24	7	14	1	-	1	70	730	.904	3.25	1,292
1999-00	Lowell Lock	AHL	26	10	12	4	-	1	74	807	.908	2.93	1,517
2000-01	Florida	NHL	47	12	24	7	-	5	107	1,333	.92	2.44	2,628
2000-01	Louisville	AHL	3	1	2	0	-	0	10	121	.917	3.38	178
2001-02	Florida	NHL	58	16	33	4	-	4	140	1,653	.915	2.77	3,030
2002-03	Florida	NHL	65	20	34	7	-	6	164	2,011	.918	2.71	3,627
2003-04	Florida	NHL	72	25	33	14	-	7	172	2,475	.931	2.43	4,252
2005-06	Florida	NHL	75	35	30	-	9	4	213	2,488	.914	2.97	4,305
2006-07	Vancouver	NHL	76	47	22	-	6	5	171	2,169	.921	2.29	4,490
2007-08	Vancouver	NHL	73	35	29	-	9	6	168	2,029	.917	2.38	4,233
2008-09	Vancouver	NHL	54	33	13	-	7	9	124	1,542	.92	2.34	3,181
2009-10	Vancouver	NHL	68	40	22	-	4	4	167	1,915	.913	2.57	3,899
2010-11	Vancouver	NHL	60	38	15	-	7	4	126	1,753	.928	2.11	3,590
2011-12	Vancouver	NHL	55	31	14	-	8	5	127	1,577	.919	2.41	3,162
2012-13	Vancouver	NHL	20	9	6	-	3	2	51	551	.907	2.56	1,197
2013-14	Vancouver	NHL	42	19	16	-	6	3	96	1,157	.917	2.38	2,418
2013-14	Florida	NHL	14	6	7	-	1	1	33	432	.924	2.46	804
2014-15	Florida	NHL	61	28	19	-	12	2	138	1,743	.921	2.35	3,528
2015-16	Florida	NHL	62	35	19	-	6	4	141	1,801	.922	2.35	3,602
2016-17	Florida	NHL	40	17	15	-	6	1	104	1,217	.915	2.68	2,327
<b>NHL TOTALS</b>			<b>966</b>	<b>453</b>	<b>365</b>	<b>33</b>	<b>117</b>	<b>73</b>	<b>2,312</b>	<b>28,576</b>	<b>.919</b>	<b>2.50</b>	<b>55,565</b>

## PLAYOFFS

SEASON	TEAM	LEAGUE	GP	W	L	SO	GA	SA	SV%	GAA	MIN
1995-96	Val-D'Or Foreurs	QMJHL	3	0	1	0	5	-	-	4.41	68
1996-97	Val-D'Or Foreurs	QMJHL	13	8	5	0	44	-	-	3.4	777
1997-98	Val-D'Or Foreurs	QMJHL	17	14	3	2	37	-	-	2.18	1,019
1998-99	Acadie-Bathurst Titan	QMJHL	23	16	6	0	64	756	.915	2.74	1,400
1999-00	Lowell Lock Monsters	AHL	6	3	3	0	18	222	.919	3.01	359
2006-07	Vancouver	NHL	12	5	7	0	25	427	.941	1.77	847
2008-09	Vancouver	NHL	10	6	4	1	26	304	.914	2.52	618
2009-10	Vancouver	NHL	12	6	6	0	38	362	.895	3.22	707
2010-11	Vancouver	NHL	25	15	10	4	61	711	.914	2.56	1,427
2011-12	Vancouver	NHL	2	0	2	0	7	64	.891	3.59	117
2015-16	Florida	NHL	6	2	4	0	15	227	.934	2.05	438
	<b>NHL TOTALS</b>		<b>70</b>	<b>34</b>	<b>35</b>	<b>5</b>	<b>178</b>	<b>2,166</b>	<b>.918</b>	<b>2.49</b>	<b>4,295</b>

## ACCOLADES

- Leads all active goalies in career GP,
- Enters season fifth all-time in wins, fourth all-time in GP
- 2015 NHL All-Star Game
- 2014 Olympic Gold Medal
- 2011 William M. Jennings Trophy
- 2010 Olympic Gold Medal
- 2009 Scotiabank Fan Fav Award
- 2009 NHL All-Star Game
- 2007 NHL All-Star Game
- 2005 IIHF World Championship Silver Medal
- 2004 World Cup Gold Medal
- 2004 IIHF World Championship Gold Medal
- 2004 NHL All-Star Game
- 1999 IIHF World Junior Championship Silver Medal
- 1999 IIHF World Junior Championship Best Goaltender
- 1999 President's Cup (QMJHL)

ROBERTO LUONGO



# DEREK MACKENZIE

17



**Position:** Center

**Shoots:** Left

**Height:** 5'11"

**Weight:** 181

**Born:** June 11, 1981

**Birthplace:** Sudbury, ON

**Drafted:** 1999 - 5th Round

(128th overall) by Atlanta

**How Acquired:** Signed as an unrestricted free agent on July 1, 2014

**2016-17:** Scored SH-ENG, registered multi-point game (1-1-2), Feb. 17 at ANA...Recorded an assist, Jan. 31 vs. OTT... Played in 500th NHL game, Jan. 18 at EDM...Recorded an assist, Jan. 6 vs. NSH...Logged season-high 16:24 TOI, Dec. 31 at DAL... Scored fourth goal of the season, Dec. 23 vs. DET...Recorded first multi-point game of the season (1-1-2), Dec. 10 at VAN...Scored first goal of the season (ENG), Nov. 7 vs. TBL...Recorded 5 PIM (fighting), Nov. 1 vs. BOS...Led FLA with six hits, Oct. 25 at PIT...Recorded first point of the season (assist), Oct. 18 at TBL.

**2015-16:** Recorded an assist on game-winning goal, ECQF game four, Apr. 20 at NYI...Led FLA with 54.8 faceoff win percentage, ranked second with 154 hits, ranked fourth in faceoff wins (439)...Led FLA with five hits, April 2 vs. MTL...Returned to lineup after missing seven games due to injury, recorded two hits, March 31 vs. NJD...Registered three hits and two blocked shots March 12 vs. PHI...Recorded an assist Feb. 25 vs. ARI...Scored sixth goal of the season, reaching highest goal and point totals (12) as a Panther, Feb. 12 vs. STL...Led FLA with four hits (tied) and five PIM for fighting Feb. 8 at DET...Led FLA with six shots (tied) Feb. 6 vs. PIT...Scored the game-winning goal Feb. 4 vs. DET...Registered three hits Jan. 26 vs. TOR...Five PIM for fighting Jan. 17 at TBL...Scored a goal (GWG) and an assist Jan. 5 at BUF...Recorded an assist Dec. 8 vs. OTT... Scored two goals Dec. 1 at STL... Recorded an assist, led Florida with a 75.0 FOW% Nov. 4 at ANA... Played in 400th career game and registered season-high 8 hits Oct. 31 vs. WSH...Recorded assists in back-to-back games (Oct. 24-27)...Scored first goal of the season Oct. 20 at PIT...Registered first point of the season (assist) Oct. 13 at CAR.

**2014-15:** Led team in hits and

blocked shots...One of two Panther players to appear in all 82 games...Playing April 11 vs. NJD, MacKenzie played in full 82-game season for the first time...Recorded fifth goal of the season March 12 vs. WPG...Recorded first multi-point game of the season (1-1-2) Feb. 28 vs. BUF...Scored third goal of season Dec. 16 vs. WSH... Recorded team-high six hits Nov. 26 vs. CAR...Scored second goal of season with two hits and three blocked shots Nov. 11 vs. SJS...Played a season high 20:34 TOI Nov. 4 at BOS...Registered an assist, a plus-one rating, two PIM, three hits and one blocked shot Oct. 30 vs. ARI...Recorded five PIM, two shots and three hits Oct. 21 at COL...Led team with a season high seven hits Oct. 13 vs. OTT...Hit a two-game point streak (1-1-2) from Oct. 9-11...Recorded his first goal as a Panther on the power play and recorded a team leading five hits Oct. 11 vs. NJD... Recorded an assist in Panthers debut and a team-leading 62% on faceoffs Oct. 9 at TBL...Named Alternate Captain of the Panthers on Oct. 6.

**2013-14:** Made NHL postseason debut...Matched career high with nine goals... Led CBJ in hits (241, 11th in NHL)... Skated in 300th career NHL game on April 1 vs. COL... Had career-best three-game goal scoring streak from Jan. 23-27.

**2012-13:** Finished with a positive plus/minus rating for the fourth consecutive season...Led the Blue Jackets in hits (122) and face-off winning pct. (59.4)...Registered fifth career multi-point game (0-2-2) on Mar. 22 vs. CGY...Scored a goal and recorded his sixth career fighting major on Feb. 16 at PHX...Skated in 200th game of his NHL career on Feb. 21 at DET

**2011-12:** Recorded the game winning goal Mar. 5 vs. PHX...Registered an assist Mar. 3 at PHX... Scored a goal Feb. 28 vs. DET...Recorded an assist Feb. 12 vs. ANA...

Scored game winning goal Jan. 27 vs. EDM...  
Recorded season-high 12 PIMs Jan. 8 at ANA...  
Registered an assist Dec. 26 at CHI...Recorded a goal Dec. 18 at STL...Posted an assist Dec. 10 vs. BOS...Recorded assists in back-to-back games Dec. 2 at EDM and Dec. 1 at CGY...Notched a goal Nov. 17 at BOS...Scored a goal Oct. 29 at CHI...Scored first goal of the season Oct. 25 vs. DET...Posted an assist Oct.10 vs. VAN.

**2010-11:** Played in his 100th career game Feb. 1, 2011 vs. COL...Recorded nine goals and 14 assists in 63 games with the Columbus Blue Jackets.

**2009-10:** Registered 1-3-4 and +3 in 18 games with Columbus... Added 17-30-47 and 30 penalty minutes in 47 games with Syracuse (AHL)... Ranked first (tied) in the AHL and led the team in shorthanded goals (5)... Ranked second on the team in assists, third in points and third (tied) in goals... Recorded 12 multi-point games including a four-assist game on Mar. 5 vs. Wilkes-Barre/Scranton.

**2008-09:** Made season debut for Columbus Jan.13 vs. COL recording a shot and two PIM... Played 64 games for SYR (AHL) registering 52 points (22-30-52).

**2007-08:** Played in 17 games with Blue Jack-ets...Recorded a goal and four PIM March 9 vs. TBL...Registered a goal and two shots March 30 at CHI...Played in 62 games for Syracuse (AHL) recording 49 points (25-24-49).

**2006-07:** Played in four games for Atlanta ... Registered 37 points (14-23-37) in 52 games for CHI (AHL).

**2005-06:** Appeared in 11 games for Thrashers... Recorded an assist and two PIM April 8 vs. CAR...Registered 22 points (10-12-22) in 36 games for CHI (AHL).

**2004-05:** Skated in 78 games with CHI (AHL) recording 33 points (13-20-33).

**2003-04:** Played in 12 games with the Thrash-ers...registered four PIMs Feb.29 vs. NYR...re- corded his first career point with an assist Feb. 25 vs. TBL...Played in 63 games for CHI (AHL) recording 35 points (19-16-35).

**2002-03:** Skated in 80 games with CHI (AHL) registering 32 points (14-18-32).

**2001-02:** Posted two PIM in his NHL debut for ATL, April 12 at CBJ...played first professional season for Chicago (AHL) recording 25 points (13-12-25).

**1997-01:** Played 257 games for Sudbury (OHL) scoring 253 points (95-158-253).

## ➤ MACKENZIE vs. NHL

Team	GP	G	A	PTS	PIM
Anaheim	20	2	3	5	12
Arizona	15	2	7	9	14
Boston	19	1	2	3	11
Buffalo	21	3	5	8	6
Calgary	20	0	5	5	15
Carolina	19	3	4	7	10
Chicago	24	4	2	6	20
Colorado	18	2	5	7	19
Columbus	10	0	0	0	2
Dallas	18	0	1	1	0
Detroit	31	5	1	6	35
Edmonton	18	2	2	4	0
Florida	7	0	1	1	9
Los Angeles	16	1	2	3	4
Minnesota	17	1	0	1	2
Montreal	18	1	1	2	13
Nashville	27	0	1	1	18
New Jersey	16	1	0	1	8
NY Islanders	12	0	1	1	6
NY Rangers	16	1	0	1	13
Ottawa	19	2	2	4	5
Philadelphia	14	1	0	1	8
Pittsburgh	19	2	1	3	14
San Jose	21	1	2	3	10
St. Louis	22	6	3	9	13
Tampa Bay	21	2	3	5	17
Toronto	15	0	3	3	4
Vancouver	16	1	2	3	8
Washington	16	3	1	4	8
Winnipeg	10	1	3	4	2

### INTERNATIONAL:

2001: Won a Bronze Medal with Canada at the 2001 World Junior Championship posting three points (2-1-3) in seven games.

### MILESTONES

**First NHL Game:** 4/12/02 at CBJ

**First NHL Goal:** 3/9/08 vs. TBL

**Most Goals:** 2 (2X), Last: 12/1/15 at STL

**Most Assists:** 2 (4X), Last: 1/11/14 at WPG

**Most Points:** 2 (12X), Last: 2/17/17 at ANA

**Most PIM:** 15, 3/25/17 vs. CHI

**Most Shots:** 6, 2/6/15 vs. PIT

**Longest Goal Streak:** Three Games, 1/23-1/27/14

**Longest Assist Streak:** Two Games (4X), Last: 12/1-12/2/11

**Longest Point Streak:** Three Games (2X), Last:



DEREK MACKENZIE

# 17

DEREK  
MACKENZIE

## REGULAR SEASON

SEASON	TEAM	LEAGUE	GP	G	A	P	+/-	PIM	PP	SH	GW
1996-97	Rayside-Balfour	NOJHA	40	23	32	55	-	40	-	-	-
1997-98	Sudbury	OHL	59	9	11	20	-	26	-	-	-
1998-99	Sudbury	OHL	68	22	65	87	-	74	-	-	-
1999-00	Sudbury	OHL	68	24	33	57	1	110	5	4	2
2000-01	Sudbury	OHL	62	40	49	89	25	89	8	5	-
2001-02	Atlanta	NHL	1	0	0	0	-1	2	0	0	0
2001-02	Chicago	AHL	68	13	12	25	0	80	0	3	3
2002-03	Chicago	AHL	80	14	18	32	14	97	0	4	2
2003-04	Atlanta	NHL	12	0	1	1	0	10	0	0	0
2003-04	Chicago	AHL	63	19	16	35	8	67	0	2	2
2004-05	Chicago	AHL	78	13	20	33	5	87	0	6	1
2005-06	Atlanta	NHL	11	0	1	1	0	8	0	0	0
2005-06	Chicago	AHL	36	10	12	22	-3	48	4	1	2
2006-07	Atlanta	NHL	4	0	0	0	1	0	0	0	0
2006-07	Chicago	AHL	52	14	23	37	14	62	1	5	2
2007-08	Columbus	NHL	17	2	0	2	-2	8	0	0	0
2007-08	Syracuse	AHL	62	25	24	49	6	46	8	5	-
2008-09	Columbus	NHL	1	0	0	0	-1	2	0	0	0
2008-09	Syracuse	AHL	64	22	30	52	0	50	9	1	4
2009-10	Columbus	NHL	18	1	3	4	3	0	0	0	0
2009-10	Syracuse	AHL	47	17	30	47	-4	30	4	5	1
2010-11	Columbus	NHL	63	9	14	23	14	22	0	1	1
2011-12	Columbus	NHL	66	7	7	14	4	40	1	2	2
2012-13	Columbus	NHL	43	3	5	8	1	36	0	0	0
2013-14	Columbus	NHL	71	9	9	18	0	47	0	2	0
2014-15	Florida	NHL	82	5	6	11	-17	45	1	0	0
2015-16	Florida	NHL	64	6	7	13	7	36	0	0	3
2016-17	Florida	NHL	82	6	10	16	-7	50	0	2	-
<b>NHL TOTALS</b>			<b>453</b>	<b>42</b>	<b>53</b>	<b>95</b>	<b>9</b>	<b>256</b>	<b>2</b>	<b>5</b>	<b>6</b>

## PLAYOFFS

SEASON	TEAM	LEAGUE	GP	G	A	P	PIM
1998-99	Sudbury	OHL	4	2	4	6	2
1999-00	Sudbury	OHL	12	5	9	14	16
2000-01	Sudbury	OHL	12	6	8	14	16
2001-02	Chicago	AHL	25	4	2	6	20
2002-03	Chicago	AHL	9	0	0	0	4
2003-04	Chicago	AHL	10	7	1	8	13
2004-05	Chicago	AHL	18	5	6	11	33
2007-08	Syracuse	AHL	13	6	8	14	22
2013-14	Columbus	NHL	6	1	0	1	2
2015-16	Florida	NHL	6	0	1	1	4
	<b>NHL TOTALS</b>		<b>12</b>	<b>1</b>	<b>1</b>	<b>2</b>	<b>6</b>

## ACCOLADES

- 2009 AHL All-Star Game
- 2002 Calder Cup (AHL)
- 2001 CHL Face-Off Award
- 2001 OHL Face-Off Award
- 2001 IIHF World Junior Championship Bronze Medal



# DENIS MALGIN

62



**Position:** Center  
**Shoots:** Right  
**Height:** 5' 9"  
**Weight:** 177  
**Born:** Jan. 18, 1997  
**Birthplace:** Olten, Switzerland  
**Drafted:** 2015 - 4th Round  
(102nd overall)  
by Florida

**2016-17:** Completed first NHL season, first with Florida... Scored sixth goal of the season (PPG), April 9 at WSH... Scored his fifth goal of the season, April 6 vs. STL... Missed four games due to injury (upper-body), March 14-19... Recalled by FLA, Feb. 26... Recorded 12 points (3-9-12) in 15 games with SPR... Awarded first NHL penalty shot (No Goal), Dec. 28 vs. TOR... Recorded points in three consecutive games (2-1-3), Nov. 12-17... Scored OT GWG, first OT goal of career, Nov. 12 vs. SJS... Recorded point in fourth consecutive game (2-2-4), Nov. 1-Nov. 5... Recorded second consecutive game with a goal (PPG), third with a point (2-1-3), Nov. 1-3... Scored first NHL goal, Nov. 1 vs. BOS... Recorded first NHL point (assist) and four shots Oct. 15 vs. DET... Made NHL debut, Oct. 13 vs. NJD.

**2015-16:** Completed second NLA season, second with ZSC Lions... Won 2016 Swiss Cup... Appeared in three NLA postseason games... In 38 regular season games with ZSC registered 17 points (5-12-17)... Posted five points (2-3-5) in seven games with GC Kusknacht Lions NLB.

**2014-15:** Completed first NLA season, first with ZSC Lions... Was named 2015 NLA Youngster of the Year... Won 2015 Elite Jr. A Championship with Kusknacht Lions U20, posting nine points (1-8-9) in five games... Recorded eight points (2-6-8) in 23 games, six points (4-2-6) in 18 playoff games with ZSC Lions... In 24 games with Kusknacht Lions (NLB), registered 12 points (6-6-12).

**2013-14:** Made NLB debut with Kusknacht Lions, playing 38 games and posting 19 points (6-13-19)... Registered six points (5-1-6) in seven postseason games with Kusknacht Lions U20 Elite Jr. 2012-13: Won Elite Jr. A Championship with Kusknacht Lions U20, recording two points (1-1-2) in three postseason games... Played in debut season with Kusknacht Lions U20 Elite Jr., recording 26 points (15-11-26) in 25 regular season games... Won U17 Championship with ZSC Lions U17, posting nine points (4-5-9) in five games... Posted 16 points (6-10-16) in seven games for ZSC Lions U17.

**INTERNATIONAL:** 2016: Only Swiss player to rank in top-10 scoring for 2016 WJC, recording nine points (1-8-9) in six games. 2015: Recorded seven points (1-6-7) in six games at 2015 WJC... Served as captain for Switzerland at U18 WJC... Posted five points (3-2-5) in seven games for Swiss U18 team, named to U18 WJC All-Star Team. 2014: Posted seven points (3-4-7) in five games at U18 WJC. 2013: Produced four points (2-2-4) in five U18 WJC games.



## MILESTONES

- First NHL Game:** 10/13/16 vs. NJD  
**First NHL Goal:** 11/1/16 vs. BOS  
**Most Goals:** 1 (6X), Last: 4/9/17 at WSH  
**Most Assists:** 1 (4X), Last: 11/17/16 at TOR  
**Most Points:** 1 (10X), Last: 4/9/17 at WSH  
**Most PIM:** 2 (4X), Last: 12/3/16 at OTT  
**Most Shots:** 6, 4/8/17 vs. BUF  
**Longest Goal Streak:** 2 games, 11/1-11/3/16  
**Longest Assist Streak:** None  
**Longest Point Streak:** 4 games, 10/30-11/5/16

## MALGIN vs. NHL

Team	GP	G	A	PTS	PIM
Boston	4	1	0	1	2
Buffalo	3	0	0	0	0
Carolina	2	0	0	0	0
Chicago	1	0	0	0	0
Colorado	1	0	0	0	2
Columbus	2	0	0	0	0
Dallas	1	0	0	0	0
Detroit	3	0	2	2	0
Minnesota	1	0	0	0	0
Montreal	4	1	0	1	0
New Jersey	3	1	0	1	0
NY Islanders	2	1	0	1	0
NY Rangers	1	0	0	0	0
Ottawa	2	0	0	0	2
Philadelphia	2	0	0	0	0
Pittsburgh	2	0	0	0	0
San Jose	1	0	0	0	0
St. Louis	1	1	0	1	0
Tampa Bay	3	0	0	0	0
Toronto	3	0	1	1	2
Washington	3	1	1	2	0
Winnipeg	2	0	0	0	0



## REGULAR SEASON

YEAR	TEAM	LEAGUE	GP	G	A	PTS	+/-	PIM
2010-11	ZSC II U17	Top Novizen16	13	9	22	0	6	
2011-12	ZSC U17	Elite Novize	25	17	19	36	0	34
2011-12	GC Küsnacht U15	Top Mini	13	37	20	57	0	69
2012-13	GCK Lions U20	Elite Jr. A	25	15	11	26	0	14
2012-13	ZSC U17	Elite Novize	7	6	10	16	0	16
2013-14	GC Küsnacht Lions	NLB	38	6	13	19	0	14
2014-15	GC Küsnacht Lions	NLB	24	6	6	12	0	4
2014-15	ZSC Lions	NLA	23	2	6	8	4	8
2015-16	ZSC Lions	NLA	38	5	12	17	5	12
2015-16	GCK Lions U20	Elite Jr. A	1	0	1	1	0	0
2015-16	GC Küsnacht Lions	NLB	7	2	3	5	0	0
2016-17	Springfield	AHL	15	3	9	12	6	14
2016-17	Florida	NHL	47	6	4	10	-5	8
	<b>NHL TOTALS</b>		<b>47</b>	<b>6</b>	<b>4</b>	<b>10</b>	<b>-5</b>	<b>8</b>

## ACCOLADES

- 2016 Swiss Cup (NLA)
- 2015 Elite Jr. A Champion U20 (NLB)
- 2015 NLA Youngster of the Year
- 2013 Elite Jr. A Champion U20 (NLB)
- 2013 Elite Novizen Champion U17

DENIS MALGIN



# MIKE MATHESON

# 19



**Position:** Defense

**Shoots:** Left

**Height:** 6'2"

**Weight:** 192

**Born:** February 27, 1994

**Birthplace:** Pointe-Claire, QC

**Drafted:** 2012 - 1st Round  
(23rd overall) by Florida

**2016-17:** Completed first NHL season...Scored his seventh goal of the season, April 6 vs. STL... Recorded first multi-goal game (2G), career-high seven shots Jan. 31 vs. OTT...Registered career-high six shots, Dec. 28 vs. TOR...Scored points in two consecutive games (0-2-2) Dec. 22-23...Scored third goal of the season, Dec. 16 at COL...Recorded first career multi-point game (0-2-2), Nov. 12 vs. NYI...Scored goals in back-to-back games, Oct. 18-20...Scored first NHL goal, Oct. 18 at TBL...Recorded assist on OT-GWG, Oct. 13 vs. NJD.

**2015-16:** Recorded first career point (assist) and two blocked shots in 17:22 TOI, game three of ECQF, Apr. 17 at NYI... Made NHL playoff debut in game two of ECQF, Apr. 15 vs. NYI...Led all Portland (AHL) defensemen with eight goals and a plus-14 rating... Logged career-high 22:01 TOI, Apr. 9 vs. CAR...Recalled by FLA from POR (AHL) on emergency basis, Apr. 8...Notched two points (1-1-2) including a power-play goal on March 26...Recorded three points (1-2-3) including his first career power-play goal and registered five shots, March 23 vs. BRI... Made NHL debut, recording one shot, one hit and two PIM in 14:47 TOI on Feb. 20 vs.WPG...Recalled by FLA on Feb. 19...Recorded 14 points (5-9-14) and a plus-14 rating with POR...Recorded OT-GWG on Feb. 13 at WBS...Recorded points in three consecutive games (Nov. 18-27)...Scored first professional goal Oct. 24 at ALB.

**2014-15:** Signed entry-level contract with Florida on April 1...

Completed junior season with Boston College... Led the Eagles defenseman in scoring for the third straight season...Led BC in assists (22)...Recorded 25 points (3-22-25) in 36 games...Scored first NCAA Tournament goal on March 29 in NCAA East Regional on March 29 vs. Denver...Notched his 50th career assist in his 100th career game on Jan. 30 vs Providence...Recorded three assists on Oct. 25 vs. UMass...Named team captain on May 8, 2014.

**2013-14:** Completed sophomore season with Boston College... Earned AHCA East Second-Team All American honors along with All-Hockey East First Team...Voted a New England Men's Division 1 All-Star...Skated in 38 games, recording 21 points (3-18-21)... Recorded an assist in the NCAA Quarterfinals on March 30 vs. UMass Lowell...Dished out two assists in the first round of the NCAA Tournament on March 29 vs. Denver...Recorded three assists on Jan. 10 vs. Providence...Was a career-best plus-7 on Oct. 18 vs. Wisconsin.

**2012-13:** Completed freshman season with the Boston College Eagles...Earned All-Hockey East Rookie Team Honors and New England Division 1 all-star recognition...Captured the program's Bernie Burke Outstanding Freshman Award...Led the team in PIM (78)...Recorded 25 points (8-17-25) in 36 games...Tied for second on the team in power-play goals (6)...Tallied three points (1-2-3) on March 1 vs. Providence... Recorded three assists on Jan. 4 vs. Yale...Scored two goals on Dec.

7 at Providence...Notched GWG on Dec. 1 vs. Boston University.

**INTERNATIONAL:** 2016: Represented Team Canada winning a gold medal at 2016 World Championship, recording six points (2-4-6) in 10 games...Named tournament's Best Defenseman...2011: Won gold medal with Team Canada at 2011 Ivan Hlinka Memorial Tournament.

## MILESTONES

**First NHL Game:** 2/20/16 vs. WPG

**First NHL Goal:** 10/18/16 at TBL

**Most Goals:** 2, 1/31/17 vs. OTT

**Most Assists:** 2, 11/12/16 vs. NYI

**Most Points:** 2 (2X), 1/31/17 vs. OTT

**Most PIM:** 4, 3/2/17 at PHI

**Most Shots:** 7, 1/31/17 vs. OTT

**Longest Goal Streak:** 2 games, 10/18-10/20/16

**Longest Assist Streak:** 2 games, 12/22-12/23/16

**Longest Point Streak:** 2 games (4X),

Last: 12/22-12/23/16

## MATHESON vs. NHL

Team	GP	G	A	PTS	PIM
Anaheim	2	0	0	0	0
Arizona	2	0	0	0	0
Boston	5	0	2	2	4
Buffalo	3	0	0	0	0
Calgary	2	0	0	0	0
Carolina	4	0	0	0	0
Chicago	2	0	0	0	0
Colorado	2	1	0	1	0
Columbus	3	0	0	0	2
Dallas	2	0	0	0	0
Detroit	4	0	1	1	0
Edmonton	2	0	0	0	0
Los Angeles	2	0	0	0	0
Minnesota	3	0	0	0	4
Montreal	4	1	1	2	2
Nashville	2	0	0	0	2
New Jersey	3	0	1	1	2
NY Islanders	3	0	2	2	2
NY Rangers	3	0	0	0	2
Ottawa	4	2	0	2	2
Philadelphia	3	0	1	1	4
Pittsburgh	3	0	1	1	0
San Jose	2	0	0	0	0
St. Louis	2	1	0	1	4
Tampa Bay	4	1	0	1	0
Toronto	5	0	1	1	4
Vancouver	2	0	0	0	0
Washington	3	1	0	1	0
Winnipeg	3	0	0	0	4



## REGULAR SEASON

SEASON	TEAM	LEAGUE	GP	G	A	P	+/-	PIM	PP
2011-12	Dubuque	USHL	53	11	16	27	0	84	3
2012-13	Boston College	H-East	36	8	17	25	--	78	6
2013-14	Boston College	H-East	38	3	18	21	--	49	0
2014-15	Boston College	H-East	38	3	22	25	--	26	0
2014-15	San Antonio	AHL	5	0	2	2	1	8	0
2015-16	Florida	NHL	3	0	0	0	1	2	0
2015-16	Portland	AHL	54	8	12	20	14	30	2
2016-17	Florida	NHL	81	7	10	17	-5	36	0
	<b>NHL TOTALS</b>		<b>84</b>	<b>7</b>	<b>10</b>	<b>17</b>	<b>-4</b>	<b>38</b>	<b>0</b>

## PLAYOFFS

SEASON	TEAM	LEAGUE	GP	G	A	P	+/-	PIM	PP
2011-12	Dubuque	USHL	5	4	1	5	0	4	2
2015-16	Florida	NHL	5	0	1	1	1	0	0
	<b>NHL TOTALS</b>		<b>5</b>	<b>0</b>	<b>1</b>	<b>1</b>	<b>1</b>	<b>0</b>	<b>0</b>

## ACCOLADES

2017 IIHF World Championship Silver Medal  
 2016 IIHF World Championship Gold Medal  
 2016 IIHF World Championship Best Defenseman  
 2016 IIHF World Championship All-Star Team

2013 Hockey East All-Rookie Team (NCAA)  
 2013 Hockey East First All-Star Team (NCAA)  
 2012 Ivan Hlinka Memorial Gold Medal  
 2012 USHL All-Rookie Team

MIKE MATHESON



# JARED McCANN

90



**Position:** Center

**Shoots:** Left

**Height:** 6'1"

**Weight:** 198

**Born:** May 31, 1996

**Birthplace:** Stratford, ON

**Drafted:** 2014 - 1st Round  
(24th overall) by Vancouver

**How Acquired:** Traded from Vancouver with a 2016 2nd round and 4th round pick in exchange for D Erik Gudbranson and 2016 5th round pick, May 25, 2016

**2016-17:** Recorded an assist on the power play, Jan. 20 at VAN... Registered two assists, first multi-point game w/FLA, Jan. 17 at CGY...Recorded an assist on Jan. 11 at NYI...Recorded two shots and 10:49 TOI, Jan. 6 vs. NSH...Recalled by FLA, Jan. 5... Registered six points (4-2-6) in 15 games with SPR...Scored first AHL goal, Nov. 26 at HER... Assigned to SPR, Nov. 21... Recorded an assist Nov. 17 at TOR...Recorded first assist with FLA, Nov. 10 vs. SJS...Scored first goal with FLA, logged season-high 12:27 TOI, Nov. 5 at WSH...Made regular season FLA debut, Oct. 13 vs. NJD.

**2015-16:** Completed first NHL season...Recorded points in two consecutive games (1-1-2) April 4-6...Scored first career game-winning goal on April 4 vs. LAK...Recorded points in back-to-back games (1-1-2), Dec. 18-20... Logged career-high 17:12 TOI, Dec. 17 at PHI...Registered his first career power play goal, Nov. 16 at MTL...Recorded his first career assist, Nov. 4 vs. PIT...Registered his first career multi-point/goal game (2-0-2), Oct. 27 vs. MTL... Scored his first career goal in his second career game Oct. 10 vs. CGY...Made NHL debut on Oct. 7 at CGY.

**2014-15:** Completed third OHL season, third with Sault Ste. Marie...Finished second on Sault Ste. Marie in goals (34), assists (47) and points (81) in 56 games...Tied for second among all Greyhounds players in points (6-10-16).

**2013-14:** Completed second OHL season, second with Sault Ste.

Marie...Finished second on Sault Ste. Marie in goals (27), assists (35) and points (62) in 64 games.

**2012-13:** Completed first OHL season, first with Sault Ste. Marie, recording 44 points (21-23-44) in 64 games.

**INTERNATIONAL:** 2014: Won bronze medal with Team Canada at 2014 WJC-U18, recording three points (1-2-3) in seven games...2013: Won gold medal with Team Canada at 2013 Ivan Hlinka Tournament, recording one goal in five games.

## MILESTONES

**First NHL Game: 10/7/15 at CGY**

**First NHL Goal: 10/10/15 vs. CGY**

**Most Goals: 2, 10/27/15 vs. MTL**

**Most Assists: 2, 1/17/17 at CGY**

**Most Points: 2 (2X), Last: 1/17/17 at CGY**

**Most PIM: 4 (3X), Last: 3/8/16 at EDM**

**Most Shots: 5 (3X), Last: 4/1/16 at ANA**

**Longest Goal Streak: None**

**Longest Assist Streak: None**

**Longest Point Streak: 2 Games, 12/18-12/20/15**

## MCCANN vs. NHL

Team	GP	G	A	PTS	PIM
Anaheim	3	0	0	0	2
Arizona	5	1	1	2	0
Boston	4	0	0	0	0
Buffalo	3	0	0	0	0
Calgary	4	1	2	3	2
Carolina	2	0	0	0	2
Chicago	3	0	0	0	0
Colorado	3	0	0	0	0
Columbus	3	0	0	0	4
Dallas	3	0	0	0	0
Detroit	4	1	0	1	4
Edmonton	4	0	1	1	8
Florida	2	0	1	1	0
Los Angeles	4	1	0	1	0
Minnesota	3	0	1	1	4
Montreal	2	3	0	3	0
Nashville	3	0	0	0	0
New Jersey	5	0	1	1	0
NY Islanders	5	0	2	2	4
NY Rangers	2	0	0	0	0
Ottawa	4	0	1	1	0
Philadelphia	2	0	0	0	0
Pittsburgh	3	0	1	1	0
San Jose	5	0	2	2	2
St. Louis	2	1	0	1	0
Tampa Bay	4	0	0	0	0
Toronto	4	0	1	1	0
Vancouver	1	0	1	1	0
Washington	3	1	0	1	2
Winnipeg	3	1	0	1	2



## REGULAR SEASON

SEASON	TEAM	LEAGUE	GP	G	A	P	PIM
2011-12	London Jr.	Minor-ON	29	33	26	59	22
2011-12	London Jr.	Minor-Midget	27	19	33	52	6
2011-12	London	ON-Jr. B	4	1	0	1	2
2012-13	Sault-Ste-Marie	OHL	64	21	23	44	35
2013-14	Sault-Ste-Marie	OHL	64	27	35	62	51
2014-15	Sault-Ste-Marie	OHL	56	34	47	81	27
2015-16	Vancouver	NHL	69	9	9	18	32
	<b>NHL TOTALS</b>		<b>69</b>	<b>9</b>	<b>9</b>	<b>18</b>	<b>32</b>

## PLAYOFFS

SEASON	TEAM	LEAGUE	GP	G	A	P	PIM
2011-12	London Jr. Knights	Minor Midget	11	9	11	20	4
2011-12	London Nationals	ON-Jr. B	4	2	1	3	0
2012-13	Sault-Ste-Marie	OHL	1	0	0	0	0
2013-14	Sault-Ste-Marie	OHL	9	2	5	7	4
2014-15	Sault-Ste-Marie	OHL	14	6	10	16	12

## ACCOLADES

**2014 IIHF U18 World Junior Championship Bronze Medal**

**2014 Ivan Hlinka Memorial Gold Medal**

JARED MCCANN



# IAN McCOSHEN

12



**Position:** Defense

**Shoots:** Left

**Height:** 6'3"

**Weight:** 217

**Born:** August 5, 1995

**Birthplace:** Anaheim, CA

**Drafted:** 2013 - 2nd round  
(31st overall) by Florida

**2016-17:** Played in first professional season...Logged 13:33 TOI, April 8 vs. BUF...Made NHL debut and recorded first NHL point (assist), April 6 vs. MTL...Recalled by FLA, April 3...Recorded points in three consecutive games (1-3-4), March 10-12...Posted first pro career multi-point game (1-1-2), March 11 vs. HFD...Recorded four points (2-2-4) in five games, Feb. 11-18...Scored second goal of the season Nov. 6 vs. BNG...Scored his first professional goal, Oct. 22 vs. STJ.

USA at the 2012 World Junior A Challenge, posting one assist.

**2015-16:** Played in junior season at Boston College, serving as alternate captain...Played in 40 games with BC, recording a college career-best 21 points (6-15-21), tying his career-high for goals in a season. 2014-15: Played 35 games in his sophomore season, posting 16 points (6-10-16). 2013-14: Won 2014 regular season championship with BC...Played in 35 games in his freshman season at BC, posting 13 points (5-8-13). 2012-13: Played third season with Waterloo (USHL), leading the team's defensemen with 44 points (11-33-44) in 35 games...Named to 2013 USHL First All-Star Team. 2011-12: Posted 20 points (8-12-20) in 55 games with Waterloo (USHL). 2010-11: Played in first USHL season with Waterloo, recording six assists in 42 games.

**INTERNATIONAL:** 2015: Represented USA at the 2015 World Junior Championship, playing in five games...2014: Represented USA at the 2014 World Junior Championship, playing in five games...Won gold medal playing five games for



## MILESTONES

**First NHL Game: 4/6/17 vs. STL**

**First NHL Goal: None**

**Most Goals: None**

**Most Assists: 1, 4/6/17 vs. STL**

**Most Points: 1, 4/6/17 vs. STL**

**Most PIM: None**

**Most Shots: None**

**Longest Goal Streak: None**

**Longest Assist Streak: None**

**Longest Point Streak: None**

## MCCOSHEN vs. NHL

Team	GP	G	A	PTS	PIM
Buffalo	1	0	0	0	0
St. Louis	1	0	1	1	0
Washington	1	0	0	0	0

## REGULAR SEASON

SEASON	TEAM	LEAGUE	GP	G	A	P	+/-	PIM	PP	SH	GW
2011-12											

## PLAYOFFS

SEASON	TEAM	GP	G	A	PTS	+/-	PIM	PPG	SHG
2013-14									

## ACCOLADES

**2013 USHL First All-Star Team**

IAN MCCOSHEN





# JAMIE MCGINN

# 88



**Position:** Left Wing

**Shoots:** Left

**Height:** 6'1"

**Weight:** 205

**Born:** August 5, 1988

**Birthplace:** Fergus, ON

**Drafted:** 2006 - 2nd round  
(36st overall) by San Jose

**2016-17:** Skated in 72 games with the Coyotes in his first season in Arizona...Totaled 9-8-17 and 23 PIM...Scored two GWGs...Tallied an assist in his ARI debut at NJD, Oct. 25...Scored his first goal as a Coyote at PHI, Oct. 27...Netted a goal vs. SJS, Nov. 1...Recorded a three-game point streak (1-2-3), Nov. 4-10...Scored two goals at DET, Dec. 13...Skated in a season-high 19:49 vs. TOR, Dec. 23...Earned a point in back-to-back games (1-1-2), Jan. 19-21...Skated in his 500th career game at EDM, Feb. 14...Scored his 100th NHL goal vs. BUF, Feb. 26.

**2015-16:** Totaled 22-17-39 and 33 PIM in 84 games with ANA and BUF...Set a career high for games in a season...Scored 20+ goals for the second time in his NHL career...Tallied seven multi-point games and a career-best five GWGs...Began the season with the Sabres, recording 14-13-27 in 63 games...Scored six PPGs and had nine power-play points...Recorded a career-long six-game point streak (2-5-7) from Nov. 27 - Dec. 7... Played in his 400th career NHL game vs. CHI, Dec. 19...Acquired by ANA on Feb. 29 in exchange for a conditional third-round selection in the 2016 Entry Draft... Collected 8-4-12 and 23 PIM in 21 games with ANA...Posted a plus-three rating...Scored three PPGs...Made his Ducks debut and scored a goal vs. MTL, Mar. 2... Scored a goal and had an assist at ARI, Mar. 3...Scored a goal in three straight games from Mar. 16 - 20...Netted two goals at TOR, Mar. 24...Registered a four-game point streak (3-3-6) from Mar. 24 - 30...2016 Playoffs: Skated in all seven games against NSH in the

WCQF...Collected two goals and two PIM.

**2014-15:** Appeared in 19 games with COL...Posted 4-2-6 and six PIM...Missed the final 63 games of the season due to a back injury... Scored COL's first goal of the season at BOS, Oct. 13...Scored a goal in back-to-back games vs. VAN, Oct. 24 and at WPG, Oct. 26.

**2013-14:** Skated in 79 games with the Avalanche, recording 19-19-38...Established career highs in assists and shots (167)...Ranked fifth on the team in hits (140) and sixth in goals...Scored two goals in the season opener vs. ANA, Oct. 2...Scored his first career OT GWG in 1-0 win at LAK, Nov. 23... Appeared in his 300th career NHL game at LAK, Dec. 21...Scored in three consecutive games from Dec. 31 - Jan. 4...Notched his 100th career NHL point vs. NYI, Jan. 10...Matched his career high with three points (2-1-3) vs. BUF, Feb. 1...Registered a five-game point streak (3-4-7) from Mar. 12 - Mar. 19...2014 Playoffs: Recorded 2-3-5 and two PIM while appearing in all seven games of WCQF vs. MIN...Finished fourth on the team in playoff scoring...Scored his first career playoff goal in Game 1 vs. MIN, Apr. 17.

**2012-13:** Finished fourth on the Avalanche in scoring with 11-11-22 in 47 games... Ranked third on the team in goals while he finished tied for second in PPGs (3) and GWGs (2)...His 128 shots ranked second on COL...Registered his first career three-point game (1-2-3) at EDM, Feb. 16...Had another three-point effort (2-1-3) vs. STL, Apr. 21.





## MCGINN vs. NHL

Team	GP	G	A	PTS	PIM
Anaheim	28	11	4	15	6
Arizona	22	4	3	7	8
Boston	12	3	3	6	2
Buffalo	9	5	1	6	0
Calgary	24	3	4	7	11
Carolina	8	0	2	2	8
Chicago	24	5	3	8	15
Colorado	18	4	2	6	8
Columbus	22	5	4	9	17
Dallas	25	3	6	9	11
Detroit	20	4	5	9	2
Edmonton	27	5	8	13	10
Florida	11	2	1	3	2
Los Angeles	26	3	2	5	23
Minnesota	32	6	6	12	22
Montreal	11	4	2	6	0
Nashville	24	4	3	7	8
New Jersey	13	0	2	2	0
NY Islanders	8	0	4	4	4
NY Rangers	9	1	1	2	0
Ottawa	11	2	2	4	6
Philadelphia	10	4	0	4	2
Pittsburgh	11	3	1	4	0
San Jose	16	3	2	5	11
St. Louis	24	3	3	6	8
Tampa Bay	11	0	3	3	9
Toronto	10	2	2	4	4
Vancouver	31	7	2	9	22
Vegas	0	0	0	0	0
Washington	12	1	1	2	2
Winnipeg	13	3	2	5	7

**2011-12:** Reached the 20 goal plateau for the first time in his NHL career...Totalled 20-17-37 in 78 games with SJS and COL...Tallied seven multi-point games...Started the season with the Sharks and collected 12-12-24 in 61 contests...Led the Sharks with 137 hits... Acquired by COL from SJS with Mike Connolly and Michael Sgarbossa in exchange for T.J. Galiardi, Daniel Winnik and a seventh round draft choice in the 2013 NHL Draft, Feb. 27... Registered 8-5-13 in 17 games with the Avalanche...Made his COL debut vs. CBJ, Mar. 1...His 13 points tied Paul Stastny for the most on the team from Mar. 1 until the end of the season... Notched 7-2-9 in his first eight games with the Avalanche, becoming the first player to score seven times in his first eight games with the team since Marek Svatos (2005)...Scored two goals in his first career multi-goal game at MIN, Mar. 4...Posted the first 'Gordie Howe Hat Trick' of his career vs. MIN, Mar. 6...Scored twice at BUF, Mar. 14...Tallied a career-high nine shots at PHX, Mar. 22.

**2010-11:** Recalled by SJS prior to the Stanley Cup Playoffs...Skated in seven postseason games with the Sharks, recording one assist and 30 PIM...Notched his first career playoff point with an assist in Game Four of the Western Conference Final vs. VAN, May 22. Registered 1-5-6 in 49 games with the Sharks... Assigned to Worcester on Jan. 28...Led SJS with 101 hits at the time of his reassignment...Skated in his 100th career NHL game at EDM, Oct. 23...Scored nine goals and totaled 20 points (9-11-20) in 30 games with the AHL Sharks.

**2009-10:** Spent the majority of the season with SJS...Registered 10-3-13 in 59 games... Made SJS' roster out of training camp and appeared in the season opener at COL, Oct. 1...Scored his first goal of the season vs. COL, Oct. 30...Scored and had an assist at ANA, Mar. 14...Had a three-game point streak (2-1-3) from Apr. 2 - 6...Also appeared in 27 games with Worcester, tallying 7-14-21...2010 Playoffs: Skated in all 15 Stanley Cup playoff games with the Sharks, who advanced to the Western Conference Final...Made his NHL playoff debut in Game 1 of the WCQF vs. COL, Apr. 14.

**2008-09:** Played in 35 games with SJS...Scored four goals and had two assists (4-2-6)...Made his NHL debut vs. PIT, Oct. 28...Recorded his first career NHL goal, assist and multi-point game (1-1-2) vs. DET, Oct. 30...Scored a goal vs.

MIN, Nov. 4...Scored a goal in back-to-back games vs. COL, Mar. 22 and at CHI, Mar. 25...Collected 19-11-30 in 47 games with Worcester... Led the AHL Sharks with eight PPGs...Skated in six games with Worcester in its second round playoff series against Providence...Tied for the team lead with four postseason goals.

**2007-08:** Skated in 51 games with Ottawa (OHL) as team captain...Totalled 29-29-58 and a plus-10 rating...Led the 67's in goals and tied for the team lead in points...Also led Ottawa in plus-minus (+10) and PPGs (11)...Recorded a team-leading 2-2-4 in four postseason contests...Assigned to Worcester and had two assists in eight games.

**2006-07:** Led Ottawa in goals (46) and points (46-43-89) in 68 games...Selected as a Third-Team OHL All-Star...His 46 goals ranked seventh in the OHL while he tied for eighth in PPGs (21)...Appeared in the OHL All-Star Classic where he tallied (1-1-2)...Named OHL Player of

JAMIE MCGINN

# JAMIE MCGINN

the Week for the week ending Dec. 17...Led Ottawa with five goals (5-1-6) in five playoff games...Played in four regular season games with Worcester (AHL), recording 1-1-2 and four PIM...Skated in six Calder Cup Playoff contests with the Sharks.

**2005-06:** Registered 26-31-57 and 113 PIM in 65 games with Ottawa...Won "Fastest Skater" in the Prospects Skills Competition. **2004-05:** Skated in 59 games with Ottawa during his first OHL season...Collected 10-12-22 and 35 PIM...Played for Team Ontario at the Under-17 Tournament.

## INTERNATIONAL

**2006:** Represented Canada at the IIHF World Under-18 Hockey Championship...Posted 2-1-3 and 10 PIM in seven games.

## REGULAR SEASON

SEASON	TEAM	LEAGUE	GP	G	A	PTS	PP	SH	GW	+/-	PIM
2004-05	Ottawa	OHL	59	10	12	22	3	0	0	4	35
2005-06	Ottawa	OHL	65	26	31	57	8	2	5	-11	113
2006-07	Ottawa	OHL	68	46	43	89	21	3	2	-4	49
	Worcester	AHL	4	1	1	2	0	0	0	-1	4
2007-08	Ottawa	OHL	51	29	29	58	11	3	6	10	54
	Worcester	AHL	8	0	2	2	0	0	0	-4	0
2008-09	San Jose	NHL	35	4	2	6	1	0	1	-6	2
	Worcester	AHL	47	19	11	30	8	0	1	4	52
2009-10	San Jose	NHL	59	10	3	13	0	0	2	-3	38
	Worcester	AHL	27	7	14	21	4	1	3	5	15
2010-11	San Jose	NHL	49	1	5	6	0	0	0	-6	33
	Worcester	AHL	30	9	11	20	3	2	2	-7	27
2011-12	San Jose	NHL	61	12	12	24	3	0	0	1	26
	Colorado	NHL	17	8	5	13	3	0	2	-4	11
2012-13	Colorado	NHL	47	11	11	22	3	0	2	-13	26
2013-14	Colorado	NHL	79	19	19	38	5	0	3	-3	30
2014-15	Colorado	NHL	19	4	2	6	1	0	0	-9	6
2015-16	Buffalo	NHL	63	14	13	27	6	0	3	-10	10
	Anaheim	NHL	21	8	4	12	3	0	2	3	23
2016-17	Arizona	NHL	72	9	8	17	0	0	2	-23	23
<b>NHL TOTALS</b>			<b>522</b>	<b>100</b>	<b>84</b>	<b>184</b>	<b>25</b>	<b>0</b>	<b>17</b>	<b>-73</b>	<b>228</b>

**PLAYOFFS**

SEASON	GP	G	A	PTS	PIM
2004-05	18	4	7	11	0
2005-06	6	2	2	4	4
2006-07	5	5	1	6	2
	6	0	0	0	8
2007-08	4	2	2	4	4
	-	-	-	-	-
2008-09	-	-	-	-	-
	6	4	0	4	19
2009-10	15	0	0	0	8
	-	-	-	-	-
2010-11	7	0	1	1	30
	-	-	-	-	-
2011-12	-	-	-	-	-
	-	-	-	-	-
2012-13	-	-	-	-	-
2013-14	7	2	3	5	2
2014-15	-	-	-	-	-
2015-16	-	-	-	-	-
	7	2	0	2	2
2016-17	-	-	-	-	-

**MILESTONES**

- FIRST NHL GAME:** 10/28/08 vs. PIT
- FIRST NHL GOAL:** 10/30/08 vs. DET
- MOST GOALS/GAME:** 2 (9X), Last: 12/13/16 at DET
- MOST ASSISTS/GAME:** 2 (5X), Last: 11/27/15 vs. CAR
- MOST POINTS/GAME:** 3 (3X), Last: 2/1/14 vs. BUF
- MOST PIM/GAME:** 12, 4/8/10 vs. VAN
- MOST SHOTS/GAME:** 9, 3/22/12 at PHX
- LONGEST GOAL STREAK:** 3 games (3X), Last 3/16/16 – 3/20/16
- LONGEST ASSIST STREAK:** 3 games (3X), Last 3/26/16 – 3/30/16
- LONGEST POINT STREAK:** 6 games, 11/27/15 – 12/7/15



# ALEX PETROVIC

6



**Position:** Defense

**Shoots:** Right

**Height:** 6'4"

**Weight:** 206

**Born:** March 3, 1992

**Birthplace:** Edmonton, AB

**Drafted:** 2010 - 2nd Round  
(36th overall) by Florida

**2016-17:** Posted an assist and a team-leading three hits, April 6 vs. STL...Recorded points in two consecutive games (0-2-2), March 16-17...Registered 27 PIM, March 11 at TBL...Recorded two assists, Feb. 15 at SJS...Registered an assist, Feb. 11 at NSH...Recorded an assist, Jan. 31 vs. OTT...Returned to lineup after missing 33 games due to lower-body injury, Jan. 26 vs. TBL...Scored first goal of the season, Nov. 15 at MTL...Recorded an assist and a plus-three rating, Oct. 30 at DET...Registered an assist, Oct. 22 vs. COL...Recorded first point of the season (assist), Oct. 13 vs. NJD.

**2015-16:** Recorded third straight game with a point (assist), game five ECQF, Apr. 22 vs. NYI...Earned second point in as many games (1-1-2) with game-winning goal in ECQF game four, Apr. 20 at NYI...Re-recorded an assist, three hits and two blocked shots in game three of ECQF, Apr. 17 at NYI...Made NHL playoff debut in game one of ECQF, recorded an assist, Apr. 14 vs. NYI...Led FLA in hits (157), ranked third in blocked shots (76)...Recorded an assist and led FLA with seven hits, April 7 at OTT...Led FLA with three hits, April 5 at MTL...Recorded points in career-high three consecutive games (0-3-3) March 24-26...Registered an assist and three hits, March 24 at BOS...Recorded an assist March 14 at NYI...Registered an assist March 7 vs. BOS...Logged season-high 24:22 TOI Feb. 18 vs. SJS...Recorded first career multi-point game (1-1-2), career-high plus-four rating and 29 PIM, three fighting majors, became first

player to record a Gordie Howe Hat Trick with three fights since A. Secord (1984), Feb. 9 at BUF...Recorded an assist Feb. 4 vs. DET...Scored first career goal, recorded two shots and two hits, Jan. 26 vs. TOR...Recorded three hits and 19:26 TOI Jan. 18 vs. EDM...Recorded 5 PIM, Jan. 10 at EDM...Recorded an assist and team-high four hits on Jan. 2 vs. NYR...Returned from injury after missing 12 games on Dec. 22 vs. OTT...Registered six hits Nov. 13 vs. BUF...Recorded an assist Oct. 31 vs. WSH...Posted season-high 6 hits Oct. 27 vs. COL...Recorded first point of the season (assist) Oct. 17 vs. DAL.

**2014-15:** Reached career-high 21:29 TOI March 28 at MTL...Registered second assist of the season with five hits March 7 vs. NYI...Recorded first point of the season (assist) in season debut with Florida Jan. 29 vs. CBJ...Recalled by Florida Jan. 28...Represented San Antonio at 2015 AHL All-Star Game, recording two assists...Recorded 19 points (3-16-19) and 57 PIM in 39 games played for San Antonio (AHL).

**2013-14:** Registered his first NHL point (assist), March 13 at TBL...Appeared in five games with Florida of after a recall on Dec. 26...Added an assist on the Rampage's first road power play goal in a 3-2 loss at Oklahoma City on Nov. 12...Had a three-game assist streak from Nov. 12-16...Prior to the Oct. 18 loss to Texas, he led all AHL players in shots with 20...Scored a goal and added an assist in a 4-2 win at Chicago on Oct. 13, good for the Third Star of the Game...Recorded an empty

net goal and seven shots in San Antonio's 3-1 win over Rockford on Oct. 5.

**2012-13:** Finished season with Florida and appeared in six games...Made his NHL debut on April 18, 2013 vs. the New York Rangers... Appeared in 55 AHL games and recorded four goals and 17 points in his rookie season... Recorded a season-high six points (one goal, five assists) and a plus-5 rating in the month of January...Earned Second Star of the Game honors in a two-point effort against Oklahoma City on Jan. 18...First multi-point game (two assists) in a 5-3 loss vs. Toronto on Nov. 10... Scored game-winning goal and named Second Star of the Game in a 2-0 win vs. Oklahoma City on Nov...Scored his first regular season point on a power-play assist in a win vs. Houston on Oct. 14.

**2011-12:** Scored first career AHL playoff goal on April 24 in a 3-2 loss to Chicago...Registered an assist in his first career AHL playoff game on April 19 in a 5-4 win over Chicago... Registered first professional and AHL point with an assist in a 4-3 overtime win vs. Texas on April 13...Made AHL debut in San Antonio's 4-2 win over Grand Rapids on March 22...Won Bill Hunter Trophy (Top WHL Defenseman)... Posted WHL career-high goals (12) with the Red Deer Rebels...Finished third in scoring on Red Deer (12-36-48).

**2010-11:** Led all Red Deer (WHL) defensemen with 50 assists and 57 points.

2009-10: Notched an assist in 100th career WHL game on Jan. 2 in a 2-1 win over the Edmonton Oil Kings.

## ▶ PETROVIC vs. NHL

Team	GP	G	A	PTS	PIM
Anaheim	5	0	0	0	7
Arizona	3	0	0	0	9
Boston	9	0	2	2	9
Buffalo	8	1	2	3	29
Calgary	3	0	1	1	0
Carolina	5	0	1	1	0
Chicago	4	0	0	0	7
Colorado	3	0	1	1	6
Columbus	4	0	3	3	5
Dallas	5	0	1	1	8
Detroit	7	0	2	2	12
Edmonton	3	0	0	0	5
Los Angeles	5	0	1	1	8
Minnesota	4	0	0	0	2
Montreal	10	1	0	1	7
Nashville	4	0	1	1	9
New Jersey	6	0	1	1	16
NY Islanders	5	0	2	2	4
NY Rangers	9	0	2	2	10
Ottawa	8	0	2	2	2
Philadelphia	4	0	0	0	8
Pittsburgh	6	0	1	1	4
San Jose	4	0	2	2	0
St. Louis	4	0	1	1	2
Tampa Bay	15	0	2	2	42
Toronto	10	1	2	3	23
Vancouver	1	0	0	0	0
Washington	5	0	2	2	0
Winnipeg	2	0	0	0	2



ALEX PETROVIC

**2008-09:** Recorded 13 points (5-8-13) in second WHL season with Red Deer.

**2007-08:** Made WHL debut on Jan. 27 in a 4-1 win over the Portland Winterhawks

## MILESTONES

**First NHL Game:** 4/18/13 at NYR

**First NHL Goal:** 1/26/16 vs. TOR

**Most Goals:** 1 (3X), Last: 11/15/16 vs. MTL

**Most Assists:** 2, 2/15/17 at SJS

**Most Points:** 2 (2X), Last: 2/15/17 at SJS

**Most PIM:** 29, 2/9/16 at BUF

**Most Shots:** 4, 3/7/17 vs. NYR

**Longest Goal Streak:** None

**Longest Assist Streak:** 3 Games, 3/24-3/29/16

**Longest Point Streak:** 3 games, 3/24-3/29/16



# ALEX PETROVIC

## REGULAR SEASON

SEASON	TEAM	LEAGUE	GP	G	A	P	+/-	PIM	PP	SH	GW
2007-08	Red Deer	WHL	10	1	0	1	-	2	-	-	-
2008-09	Red Deer	WHL	66	1	12	13	-	70	-	-	-
2009-10	Red Deer	WHL	57	8	19	27	-	87	-	-	-
2010-11	Red Deer	WHL	69	7	50	57	27	140	3	0	-
2011-12	Red Deer	WHL	68	12	36	48	-10	141	6	1	-
2011-12	San Antonio	AHL	5	0	1	1	-1	0	0	0	0
2012-13	Florida	NHL	6	0	0	0	-8	25	0	0	0
2012-13	San Antonio	AHL	55	4	13	17	8	102	1	0	2
2013-14	Florida	NHL	7	0	1	1	3	8	0	0	0
2013-14	San Antonio	AHL	43	2	11	13	3	79	0	0	0
2014-15	Florida	NHL	33	0	3	3	-4	34	0	0	0
2014-15	San Antonio	AHL	41	3	17	20	-2	59	1	0	0
2015-16	Florida	NHL	66	2	15	17	17	90	0	0	0
2016-17	Florida	NHL	49	1	13	14	-1	79	0	0	0
<b>NHL TOTALS</b>			<b>161</b>	<b>3</b>	<b>32</b>	<b>35</b>	<b>7</b>	<b>236</b>	<b>0</b>	<b>0</b>	<b>0</b>

## PLAYOFFS

SEASON	TEAM	LEAGUE	GP	G	A	P	PIM
2009-10	Red Deer	WHL	4	0	0	0	4
2010-11	Red Deer	WHL	9	0	6	6	23
2011-12	San Antonio	AHL	9	2	4	6	14
2014-15	San Antonio	AHL	3	0	1	1	0
2015-16	Florida	NHL	6	1	3	4	4
<b>NHL TOTALS</b>			<b>6</b>	<b>1</b>	<b>3</b>	<b>4</b>	<b>4</b>

## ACCOLADES

**2015 AHL All-Star Game**

**2012 WHL (East) First All-Star Team**


**2012 Bill Hunter Trophy (WHL, Top Defenseman)**

ALEX PETROVIC



# MARK PYSYK

# 13



**Position:** Defense

**Shoots:** Right

**Height:** 6'1"

**Weight:** 200

**Born:** January 11, 1992

**Birthplace:** Sherwood Park, AB

**Drafted:** 2010 - 1st round  
(23rd overall) by Buffalo

**How Acquired:** Traded from Buffalo with a 2016 2nd round pick and a 2016 3rd round pick in exchange for D Dmitry Kulikov and a 2016 2nd round pick

**2016-17:** Scored for second consecutive game, March 11 at TBL...Notched his first multi-point game with FLA (1-1-2), March 10 vs. MIN...Earned primary assist on game-winning goal, Feb. 20 at STL...Recorded points in two consecutive games, Feb. 11-15...Scored second goal of the season, Jan. 31 vs. OTT...Notched an assist, Dec. 16 at VAN...Recorded an assist and logged a season-high 24:40 TOI on Dec. 10 vs. VAN...Notched an assist, Dec. 5 at BOS...Recorded a franchise record 12 blocked shots and logged 22:53 TOI, Nov. 19 at OTT...Recorded assists in two consecutive games (0-2-2) Nov. 1-3...Earned a plus-three rating, Oct. 30 at DET...Scored first goal with FLA, Oct. 25 at PIT...Made regular season debut with FLA, Oct. 13 vs. NJD.

**2015-16:** Logged season-high 24:14 TOI, April 8 vs. CBJ...Set new career-highs in assists (9) and points (10) by posting an assist March 22 at CAR...Netted his first goal of the season on March 7 at TOR...Played in his 100th NHL game, Feb. 14 vs. COL...Missed 22 games (Nov.19 at STL - Jan. 5 vs. FLA) due to a broken bone in his foot...Tallied his first assist of the season Nov. 5 vs. VAN...Logged a season-high 18:25 TOI, Oct. 24 vs. NJD.

**2014-15:** Games missed due to injury: four - upper body (10/9-10/14)...Had two blocked shots in 19:58 of ice time in his season debut Dec. 21 at BOS...Scored his first NHL goal of the season and was a plus-2, Dec. 29 at OTT...Scored a goal and finished with

a career-high plus-3 rating Feb. 24 at CBJ...Appeared in 54 games for Rochester, tallying three goals and tying a career high with 14 assists in his third AHL season.

**2013-14:** Averaged 19:37 TOI per game, ranking fifth among NHL rookies...Scored the GWG in overtime and recorded five shots on goal vs. PHX, Dec.23...Notched two assists vs. TOR, Nov. 15...Logged a career-high 24:50 TOI at NYI, Oct. 15...Tallied his first point of the season with an assist at CHI, Oct. 14...Recorded 12 points (1-11-12) in 31 AHL regular-season games with Rochester; added 14 PIM in five playoff games.

**2012-13:** Recorded two assists at PIT April 23 for his first career multi-point game...Scored his first NHL goal vs. NYR, April 19...Logged a career-high 20:46 TOI at BOS, April 17...Tallied an assist in back-to-back games for his first and second NHL points (April 2 at PIT and April 5 vs. OTT)...Made his NHL debut at WSH (March 17), logging 14:55 TOI while registering one shot on goal and two blocked shots...Registered his first NHL point with an assist at PIT (April 2)...Recalled March 17 from Rochester (AHL)...Tied for lead among all Rochester Americans (AHL) skaters with a plus-8 rating...Registered his first pro assist against Grand Rapids (Oct. 19)...Scored his first professional goal in his AHL debut against Syracuse (Oct. 12)...Notched his first professional multi-point game with a goal and an assist against Toronto (Dec. 15)...Collected two PIM while appearing in all three playoff games for Rochester...Was plus-2 in his professional



playoff debut in Game 1 of the Western Conference Quarterfinals at Toronto (4/27).

**2011-12:** Completed his fourth season with the Edmonton Oil Kings (WHL), finishing second in scoring among team defensemen with 38 points (6-32-38) in 57 games...Added 11 points (3-8-11) in 20 postseason appearances, leading Edmonton to the Ed Chynoweth Cup as WHL champions...Became the second straight Buffalo Sabres defensive prospect to captain his team to a WHL title  
after Brayden McNabb guided Kootenay to the 2011 championship...Took the Oil Kings to the Memorial Cup tournament, where they finished in fourth place.

**2010-11:** Appeared in four postseason games in the 2011 WHL Playoffs...Posted his finest season of junior hockey, collecting career-highs in assists (34), points (40) and penalty minutes (88) in 63 games with the Oil Kings...Led all Edmonton defensemen in scoring for second straight season and ranked fifth overall among Oil Kings skaters in scoring...His plus/minus rating of plus-29 was also the second highest on the team and the best of his career...Named team captain before the start of the regular season... Captured bronze with Team Canada at the 2012 World Junior Championship in Alberta...

**2009-10:** Edmonton's top scoring defenseman with 24 points (7-17-24), despite just playing 48 games...Scored a career-high seven goals, including two on the power play, before suffering a broken foot that sidelined him the rest of the season ...Named Edmonton's team MVP at the close of the regular season.

**2008-09:** Dressed for 61 games for Edmonton, compiling 20 points (5-15-20) to finish second in scoring among Oil Kings blueliners...Three of his five goals were scored on the power

## MILESTONES

**First NHL Game:** March 17, 2013 @ WSH

**First NHL Goal:** April 19, 2013 vs. NYR

**Most Goals:** 1, (9x), Last: 3/11/17 @ TBL

**Most Assists:** 2 (2x), Last: 11/15/13 vs. TOR

**Most Points:** 2 (3x), Last: 3/10/17 vs. MIN

**Most PIM:** 4 (3x), Last: 4/5/16 @ NJD

## ▶ PYSYK vs. NHL

Team	GP	G	A	PTS	PIM
Anaheim	5	0	1	1	2
Arizona	4	1	0	1	0
Boston	11	0	3	3	2
Buffalo	4	0	0	0	0
Calgary	3	0	0	0	2
Carolina	5	0	1	1	2
Chicago	3	0	2	2	0
Colorado	5	0	1	1	0
Columbus	9	1	0	1	6
Dallas	4	0	0	0	4
Detroit	10	0	1	1	2
Edmonton	3	0	1	1	0
Florida	5	0	0	0	4
Los Angeles	5	0	0	0	0
Minnesota	5	1	1	2	2
Montreal	13	0	3	3	6
Nashville	3	0	1	1	0
New Jersey	8	0	1	1	6
NY Islanders	8	0	1	1	2
NY Rangers	9	1	1	2	6
Ottawa	13	2	1	3	4
Philadelphia	8	0	2	2	4
Pittsburgh	9	1	4	5	2
San Jose	5	0	1	1	0
St. Louis	3	0	1	1	0
Tampa Bay	13	1	0	1	0
Toronto	15	1	3	4	0
Vancouver	5	0	3	3	0
Washington	8	0	0	0	4
Winnipeg	6	0	1	1	0



play...Won a gold medal with Team Canada at the 2009 Ivan Hlinka Memorial Tournament in Slovakia.

**2007-08:** Finished his rookie season in Edmonton, recording three points (1-2-3) in 14 games...Began the campaign with his hometown Sherwood Park Crusaders (AJHL), appearing in one game

**Most Shots:** 5 (2x), Last: 11/1/16 vs. BOS

**Longest Goal Streak:** 2 games, 3/10-3/11/17

**Longest Assist Streak:** 2 games (3x), Last: 2/11-2/15/17

**Longest Point Streak:** 2 games (4x), Last: 3/10-3/11/17

MARK PYSYK

# 13 MARK PYSYK

## REGULAR SEASON

SEASON	TEAM	LEAGUE	GP	G	A	P	+/-	PIM	PP	SH	GW
2007-08	Sherwood Park	AMHL	34	10	10	20	-	60	-	-	-
	Edmonton	WHL	14	1	2	3	-8	8	0	0	-
2008-09	Edmonton	WHL	61	5	15	20	-5	27	3	0	-
2009-10	Edmonton	WHL	48	7	17	24	-19	47	2	0	-
2010-11	Edmonton	WHL	63	6	34	40	29	88	1	0	-
2011-12	Edmonton	WHL	57	6	32	38	15	83	1	0	-
2012-13	Rochester	AHL	57	4	14	18	8	20	0	0	0
	Buffalo	NHL	19	1	4	5	-7	0	1	0	0
2013-14	Rochester	AHL	31	1	11	12	5	28	1	0	0
	Buffalo	NHL	44	1	6	7	-11	16	0	0	1
2014-15	Rochester	AHL	54	3	14	17	-2	32	0	0	0
	Buffalo	NHL	7	2	1	3	4	2	0	0	1
2015-16	Buffalo	NHL	55	1	10	11	-1	32	0	0	0
	Rochester	AHL	3	0	1	1	0	2	0	0	0
2016-17	Florida	NHL	82	4	13	17	0	10	0	0	0
	<b>NHL Totals</b>		<b>145</b>	<b>6</b>	<b>23</b>	<b>29</b>	<b>0</b>	<b>52</b>	<b>0</b>	<b>0</b>	<b>0</b>

## PLAYOFFS

SEASON	TEAM	LEAGUE	GP	G	A	P	PIM
2007-08	Sherwood Park	AMHL	2	1	0	1	16
	Edmonton	WHL	1	4	1	2	3
2008-09	Edmonton	WHL	4	0	0	0	2
2010-11	Edmonton	WHL	4	0	0	0	6
2011-12	Edmonton	WHL	24	3	11	14	28
2012-13	Rochester	AHL	3	0	0	0	2
2013-14	Rochester	AHL	5	0	0	0	14
	<b>NHL Totals</b>		<b>--</b>	<b>-</b>	<b>-</b>	<b>-</b>	<b>-</b>

## **ACCOLADES**

**2012 IIHF World Junior Championship Bronze Medal**

**2012 Ed Chynoweth Cup (WHL)**

**2009 Ivan Hlinka Memorial Tournament Gold Medal**

**MARK PYSYK**



# JAMES REIMER

34



**Position:** Goaltender

**Catches:** Left

**Height:** 6'2"

**Weight:** 217

**Born:** March 15, 1988

**Birthplace:** Morweena, MB

**Drafted:** 2006 - 4th Round (99th overall) by Toronto

**How Acquired:** Signed as an unrestricted free agent on July 1, 2016

**2016-17:** Became first Panthers goalie to record shutouts in consecutive nights...Recorded a shutout on April 9 vs. WSH... Made 30 saves to register second shutout with FLA, 16th of his NHL career, April 8 vs. BUF...Made 25 saves to earn first shutout with FLA (15th of his career), March 25 vs. CHI...Made 28 saves to earn 13th win of the season, March 14 vs. TOR...Recorded five consecutive wins (Jan. 26-Feb.20)...Made 30 saves to earn seventh win of the season, Jan. 14 vs. CBJ...Turned aside 28/29 shots to earn second consecutive win, sixth of the season, Jan. 6 vs. NSH...Recorded 35 saves, allowing one goal to earn his fifth win of the season, Dec. 31 at DAL...Earned third win with 33 saves, 2/2 in shootout, Nov. 20 at NYR...Made 31 saves to earn first win at BB&T Center, Nov. 3 vs. NJD...Earned first win with FLA, stopping 34 shots, Oct. 30 at DET...Made FLA debut, making 25 saves and stopping 4 of 6 in shootout, Oct. 18 at TBL.

**2015-16:** Named TOR nominee for the Masterton Award by the PHWA...Made 29 saves for his third shutout with SJS on April 5 at MIN...Stopped 23 of 24 shots to earn the win on March 29 at VAN... Stopped all 25 shots he faced for his second shutout with SJS on 3/20 vs. ARI...Made 21 saves for the win, on his birthday, on March 15 vs. BOS...Stopped all 31 shots he faced for his first shutout with SJS on March 8 at EDM... Made his SJS debut on March 5 vs. VAN...At the time of the trade, ranked eighth in the NHL in even-strength SV% (.935%, min.

20 GP)...Traded to SJS with Jeremy Morin in exchange for Ben Smith, Alex Stalock and a conditional 2018 fourth round pick...Played his 200th NHL game Feb. 2 at BOS...Named NHL's Third star of the week on Nov. 16.

**2014-15:** Played 35 games for the Maple Leafs compiling a record of 9-16-1 with a 3.16 goals against average and a .907 save percentage. Made 45 saves on 47 shots and named First star Nov. 1 vs. CHI. Made 41 saves in 2-1 SO/W Dec. 10 at DET. Replaced Bernier and stopped all 18 shots on Jan. 19 vs. CAR. Made 31 saves on 32 shots and named 1st star Feb. 7 vs. EDM. Replaced Bernier and stopped all 11 shots on March 26 vs. FLA. Improved record to 11-3-1 against Ottawa after stopping 22 of 25 shots on March 28. Made 40 saves on 41 shots and was named the first star March 31 vs. TBL. Tied career-high and made season-high with 49 saves on April 4 at BOS. Went 2-1 in shootouts, stopping six of eight attempts (.750).

**2013-14:** Played 36 games for the Maple Leafs compiling a record of 12-16-1 with a 3.29 goals against average, a .911 save percentage and 1 shutout. Made 34 saves on 37 shots and named First star Oct. 1 at MTL. Made 36 saves on 37 shots and named 1st star Oct. 15 vs. MIN. Left game due to injury Oct. 17 vs. CAR. Made 37 saves on 38 shots and named First star Oct. 26 vs. PIT. Registered a 43-save shutout and named Second star Oct. 29 at EDM. Tied a career-high with 49 saves and

named First star Nov. 23 vs. WSH. Made 47 saves on 50 shots Dec. 7 at OTT. Made 34 saves on 35 shots in shootout win and named 1st star Dec. 19 vs. PHX. Replaced Bernier (INJ), stopped all 31 shots and named first star March 13 at LAK. Replaced Bernier (INJ) and made 10 saves on 11 shots April 3 vs. BOS. Shootout Stats: Stopped eight of 11 shots. Record in Shootout: 4W, 0L. Played 4 games for Canada at IIHF World Championship compiling a record of 3-0-1 with a 2.20 goals against average and a .911 save percentage.

**2012-13:** Played 33 games for the Maple Leafs compiling a record of 19-8-5 with a 2.46 goals against average, a .924 save percentage and 4 shutouts. Ranked sixth in NHL shutouts (tie) and seventh in save percentage. Set Maple Leafs mark for highest save percentage in a single season since NHL began recording stat in 1983-84. On Jan. 23 at PIT played in first game since Mar. 23, 2012 (at NJD) and made 28 saves on 30 shots to earn the win. Made 33 saves on 34 shots and named first star in losing effort Feb. 2 vs. BOS. Registered a 37-save shutout and named first star Feb. 9 at MTL. Missed 7 games (Feb. 14 - 25) due to knee injury. Made 28 saves on 30 shots and named first star Mar. 4 vs. NJD. Registered a career-high six consecutive wins in as many starts (Feb. 7 - Mar. 6). Made 31 saves on 33 shots and named first star Mar. 23 vs. BOS. Registered a 31-save shutout and named third star Mar. 30 at OTT. Made 27 saves on 28 shots and named first star Apr. 6 at NJD. Stopped 36-of-37 shots and named 3rd star Apr. 13 vs. MTL. Registered a 37-save shutout, collected second career assist and named first star Apr. 15 vs. NJD. Played 100th career NHL game April 18 vs. NYI. Made 49 saves (most by an NHL goaltender in a win this season) and named first star Apr. 20 at OTT... Registered a 34-save shutout and named second star April 25 at FLA. Shootout Stats: Stopped 15 of 24 shots. Record in Shootout: 0W, 5L. Won Maple Leafs' Molson Cup Award. Played seven playoff games for the Maple Leafs compiling a record of 3-4 with a 2.88 goals against average and a .923 save percentage. Made NHL playoff debut and registered 36 saves in GM#1 ECQF May 1 at BOS. Registered 1st playoff win, made 39 saves and named 2nd star in GM #2 of ECQF May 4 at BOS. Stopped 33 of 34 shots and named 1st star in GM #5 May 10 at BOS. Made 29 saves on 30 shots and named 1st star in GM

## ▶ REIMER vs. NHL

TEAM	GP	W	L	OTL	SV%	GAA	SO
Anaheim	2	2	0	0	0.966	1	0
Arizona	6	3	3	0	0.919	2.17	1
Boston	19	7	8	3	0.927	2.47	1
Buffalo	14	8	4	2	0.9	3.35	1
Calgary	3	1	2	0	0.854	4.05	0
Carolina	13	5	4	2	0.928	2.2	1
Chicago	6	2	4	0	0.886	3.72	1
Colorado	6	5	0	1	0.933	2	0
Columbus	7	2	5	0	0.884	3.56	0
Dallas	5	3	1	0	0.94	2.2	0
Detroit	8	2	3	1	0.914	2.69	0
Edmonton	9	5	2	1	0.926	2.35	2
Florida	8	1	5	0	0.865	3.72	1
Los Angeles	6	3	1	1	0.939	2.15	0
Minnesota	6	3	2	0	0.959	1.36	2
Montreal	12	5	4	2	0.918	2.79	2
Nashville	6	3	1	0	0.904	2.66	0
New Jersey	11	6	3	2	0.918	2.51	1
NY Islanders	10	4	2	1	0.899	3.27	0
NY Rangers	9	4	3	1	0.901	3.41	0
Ottawa	20	11	5	2	0.925	2.58	3
Philadelphia	11	3	4	3	0.916	2.56	0
Pittsburgh	8	4	2	2	0.917	2.57	1
San Jose	7	2	5	0	0.92	3.01	0
St. Louis	4	1	1	0	0.887	4.1	0
Tampa	12	4	7	1	0.917	2.71	0
Toronto	3	1	1	0	0.865	3.97	0
Vancouver	6	3	3	0	0.91	2.92	0
Washington	9	3	4	2	0.931	2.29	1
Winnipeg	12	3	5	1	0.904	3.24	0

#6 May 12 vs. BOS.

**2011-12:** Played 34 games for the Maple Leafs compiling a record of 14-14-4 with a 3.10 goals against average, a .900 save percentage and 3 shutouts. Registered a 32-save shutout Oct. 6 vs. MTL. Began the season with a (101:41) shut-out streak (Oct. 6 - 8), the 3rd longest streak to start a season in Maple Leafs franchise history. Missed 18 games due to injury (Oct. 24 - Nov. 30). Registered a 25-save shutout Feb. 1 vs. PIT. Made a career-high 49 saves and registered a shutout Feb. 4 at OTT. (Most saves by a Leaf goalie in a shutout since Mike Palmateer on Mar. 12, 1977 - 47 saves vs. DET). Named NHL's Third Star of the Week (Feb. 6), registering back-to-back shutouts (Feb. 1 & 4) with 74 saves in that span. Missed final 6 games of the season with an upper body injury (Mar. 27 - Apr. 7).

**2010-11:** Played 37 games for the Maple Leafs compiling a record of 20-10-5 with a 2.60 goals against average, a .921 save percentage and 3 shutouts. Played 15 games for the Toronto



JAMES REIMER



JAMES

# REIMER

Marlies (AHL) compiling a record of 9-5-1 with a 2.59 goals against average, a .920 save percentage and three shutouts. Ranked first among Leafs goaltenders in games played, wins, goals against average, save percentage and shutouts...Among NHL rookie goaltenders ranked second in save percentage, fourth in wins and sixth in goals against average. Recalled from the Marlies four times (Nov. 17, Dec. 5, Dec. 17, Jan. 23). Assigned to the Marlies three times (Dec. 1, Dec. 8, Jan. 14). Made NHL debut in 3rd period and stopped all four shots Dec. 20 vs. Atlanta. Made 1st career NHL start, earned first career NHL win and made 32 saves on 33 shots Jan. 1 at OTT. Made a season-high 41 saves on 44 shots Jan. 7 at Atlanta. Won four consecutive road games (Jan. 1 – 11) and made 143 saves on 151 shots in that span. Registered 1st NHL shutout with 27 saves Feb. 3 vs. CAR. Registered a shutout and made 22 saves Feb. 19 vs. OTT (SOL 0-1). Won a season-high five consecutive road games (Feb. 8 – March 3). Registered a shutout with 29 saves Mar. 22 at MIN. Won four consecutive games (March 16 – 24) stopping 122-of-128 shots in that span. Named NHL's Rookie of the Month for March with a 9-4-1 record, one shutout, a 2.87 goals against average and a .913 save percentage. Registered a record of 11-3-4 when making 30 or more saves in a game. Selected to play for Canada at IIHF World Championship. Played four games for Canada compiling a record of 3-0-0 with a 2.04 goals against average and a .920 save percentage.

**2009-10:** Played 26 games for the Marlies compiling a record of 14-8-2, with a 2.25 goals against average, a .925 save percentage and 1 shutout. Recalled from the Marlies Oct. 14. Assigned to the Marlies Oct. 25. Missed 34 games (Nov. 28 – Feb. 12) due to knee injury. Recorded first career AHL shutout Feb. 20 vs. Manitoba (31 saves).

**2008-09:** Played three games for the Marlies compiling a record of 1-2-0, with a 3.28 goals against average and a .882 save percentage...Made AHL debut and recorded first win Dec. 27 vs. Manitoba. Recalled from the Marlies Dec. 21. Played 22 games for Reading (ECHL), registering a 10-7-3 record with a 3.30 goals against average and .904 save percentage. Played 6 games for South Carolina (ECHL) and went undefeated with a 6-0-0 record, a 1.32 goals against average, a .961 save percentage and 2 shutouts. Played 8 playoff games for South Carolina recording four wins, three losses, a 2.17 goals against average, a .929 save percentage and one shutout. Won the Kelly Cup and was named ECHL playoffs MVP.

**2005-08:** Played 124 games for the Red Deer Rebels (WHL) compiling a record of 41-56-14 with a 2.72 goals against average and .912 save percentage...In 2007-08, ranked fifth (tied) in WHL save percentage (.916).

## MILESTONES

**First NHL Game:** March 17, 2013 @ WSH

**First NHL Goal:** April 19, 2013 vs. NYR

**Most Goals:** 1, (9x), Last: 3/11/17 @ TBL

**Most Assists:** 2 (2x), Last: 11/15/13 vs. TOR

**Most Points:** 2 (3x), Last: 3/10/17 vs. MIN

**Most Shots:** 5 (2x), Last: 11/1/16 vs. BOS

**Longest Goal Streak:** 2 games, 3/10-3/11/17

**Longest Assist Streak:** 2 games (3x), Last: 2/11-2/15/17

**Longest Point Streak:** 2 games (4x), Last: 3/10-3/11/17

## REGULAR SEASON

SEASON	TEAM	LEAGUE	GP	MINS	W	L	OT	GA	SO	AVG
2005-06	Red Deer	WHL	34	1709	7	18	3	80	0	2.81
2006-07	Red Deer	WHL	60	3339	26	23	7	148	3	2.66
2007-08	Red Deer	WHL	30	1668	8	15	4	76	1	2.73
2008-09	Toronto	AHL	3	183	1	2	0	10	0	3.28
2009-10	Toronto	AHL	26	1520	14	8	2	57	1	2.25
2010-11	Toronto	AHL	15	858	9	5	1	37	3	2.59
2011-12	Toronto	NHL	34	1879	14	14	4	97	3	3.1
2012-13	Toronto	NHL	33	1856	19	8	5	76	4	2.46
2013-14	Toronto	NHL	36	1785	12	16	1	98	1	3.29
2014-15	Toronto	NHL	35	1767	9	16	1	93	0	2.9
2015-16	Toronto	NHL	32	1810	11	12	0	75	0	2.49
2016-17	Florida	NHL	43	2325	18	16	5	98	2	0.92
	<b>NHL TOTALS</b>		<b>258</b>	<b>13982</b>	<b>109</b>	<b>94</b>	<b>28</b>	<b>542</b>	<b>14</b>	<b>2.79</b>

## PLAYOFFS

SEASON	TEAM	LEAGUE	GP	MINS	W	L	OT	SO	AVG
2006-07	Red Deer	WHL	7	417	3	4	27	0	3.88
2012-13	Toronto	NHL	7	438	3	4	21	0	2.88
2015-16	San Jose	NHL	1	30	0	0	1	0	2.07
	<b>NHL TOTALS</b>		<b>8</b>	<b>438</b>	<b>3</b>	<b>4</b>	<b>22</b>	<b>0</b>	<b>2.82</b>

## ACCOLADES

**2009 Kelly Cup (ECHL)**

**2009 Kelly Cup MVP (ECHL)**

JAMES REIMER



# COLTON SCEVIOUR

7



**Position:** Right Wing

**Shoots:** Right

**Height:** 6'0"

**Weight:** 195

**Born:** April 20, 1989

**Birthplace:** Red Deer, AB

**Drafted:** 2007 - 4th Round  
(112th overall) by Dallas

**How Acquired:** Signed as an  
unrestricted free agent on July 1, 2016

**2016-17:** Recorded two assists, March 25 vs. CHI...Scored third shorthanded goal of the season, March 14 vs. TOR...Recorded eight goal of the season, Feb. 22 vs. EDM...Scored seventh goal of the season, Feb. 17 at ANA...Led FLA (tied) with four shots, Jan. 20 at VAN...Returned to lineup after missing two games with injury, Jan. 6 vs. NSH...Logged season-high 20:30 TOI, Dec. 5 at BOS...Recorded an assist, Nov. 3 vs. NJD...Registered first career hat trick (3-1-4), scoring EV, PP and SH goal, Oct. 30 at DET... Recorded first assist of the season, Oct. 25 at PIT...Scored for second consecutive game (SHG), Oct. 18 at TBL...Scored first goal with FLA (GWG), Oct. 15 vs. DET...Made regular season debut with FLA, Oct. 13 vs. NJD.

**2015-16:** Scored a career-high 11 goals... Logged career-highs with a +6 rating and 21 penalty minutes...Finished third among Stars forwards with 52 blocked shots Seventh amongst team forwards with 71 hits...Was an even-or-plus skater in 57 of 71 games...The Stars posted a 11-3-3 record in games in which he recorded a point...Scored career-best 11th goal of the season on April 7 vs. COL...Registered fifth multi-point game of the season (1-1-2) on March 22 at CHI...Recorded a goal and an assist on March 4 vs. NJD... Scored goals in back-to-back games (Feb. 27-29)...Recorded two assists on Jan. 3 at NYL... Scored goals in two consecutive games Dec. 22-26...Registered a goal and an assist, on Nov. 12 vs. WPG...Notched two assists Nov. 6 at CAR...Recorded first point

of the season (assist) on Oct. 15 at TBL.

**2014-15:** Recorded 26 points (9-17-26) in 71 games in his first full NHL season ... Tied for fifth on the team with two game-winning goals ... Finished seventh among Dallas forwards with 17 assists ... Recorded three multi-point games ... Posted a careerlong four-game point streak (2-2-4) from Dec. 27 - Jan. 3 ... Tallied an assist (0-1-1) and posted a career-high +3 plus/minus rating on Oct. 14 at CBJ ...Established a new career-high with six shots on goal on Feb. 7 at BUF ... Logged a season-best 18:31 of ice time on Feb. 14 at COL.

**2013-14:** Split the season between Dallas and the Texas Stars of the American Hockey League (AHL) ... Recorded 12 points (8-4-12) in 26 regular-season games with Dallas ... The Stars posted a 9-1-0 record in games that he tallied at least one point ... Shared sixth on the team with two GWG ... Was one of seven Stars players to record multiple power play (2) and GWG (2) ... Scored goals in three of his first four games of the season ... Spent the majority of the season with Texas (AHL), skating in 54 games ... Shared first on the club with 32 goals and finished third on the team with 63 points (32-31-63), posting new professional career highs in both categories ... Finished sixth on Texas with 31 assists ... Shared sixth in the AHL and ranked second on Texas with a professional career-high 13 PPG



... Shared fourth in the League with six GWG ... Scored his first career NHL goal (1-0-1) in his NHL season debut on Dec. 14 at WPG ... Scored the first GWG (1-0-1) of his NHL career on Dec. 17 vs. COL ... Notched back-to-back multi-point games (3-1-4) on March 28 vs. NSH and March 29 at STL ... Scored two goals (2-0-2) on March 29 at St. Louis for his first career NHL multi-goal game.

**2012-13:** Appeared in one NHL contest with Dallas on Jan. 26 vs. STL and recorded an assist (0-1-1) for his first career NHL point ... Spent the majority of the season with Texas (AHL), registering 52 points (21-31-52) in 62 regular-season games ... Led the team in points (52), while ranking second in assists (31) ... Paced the Stars with a professional career-high +21 rating... Ranked second in the AHL with four shorthanded goals ... Also led Texas with 207 SOG ... Recorded 10 points (3-7-10) during a five-game point streak from March 2-15 ... Wrapped up the regular season with a season-long nine-game point streak (3-6-9) from March 30 - April 19

**2011-12:** Ranked third on Texas (AHL) with 53 points (21-32-53) in 75 games ... Finished second on the team with 21 goals and a professional career-high 32 assists ... Shared ninth in the AHL with a professional career-high six GWG ... Ranked fifth in the League and second amongst the Stars with 246 SOG

**2010-11:** Appeared in one NHL contest with Dallas, making his NHL debut on Feb. 5 at PHI ... Spent the majority of the season with Texas (AHL) ... Finished third on the team with 41 points (16-25-41) in 77 regular-season contests ... Ranked fourth on Texas in goals (16) and assists (25) ... Led the Stars with two SHG ... Was the only player on Texas to register multiple power play, shorthanded and game-winning goals

**2009-10:** Skated in his first professional season, registering 31 points (9-22-31) in 80 regular-season contests with Texas... Was one of two Stars skaters to appear in all 80 regular-season tilts ... Ranked sixth on the team with a +11 rating ... Made his AHL debut on Oct. 2 at San Antonio... Tallied an assist for his first career AHL point (0-1-1) on Oct. 3 vs. San Antonio... Notched two points (1-1-2),

## ▶ SCEVIOUR vs. NHL

Team	GP	G	A	PTS	PIM
Anaheim	7	1	0	1	0
Arizona	9	2	4	6	9
Boston	8	0	2	2	2
Buffalo	8	0	0	0	4
Calgary	8	0	0	0	0
Carolina	8	0	2	2	0
Chicago	11	2	4	6	0
Colorado	11	3	1	4	2
Columbus	7	1	1	2	0
Dallas	1	0	0	0	0
Detroit	8	6	2	8	4
Edmonton	7	1	1	2	2
Florida	5	0	0	0	0
Los Angeles	6	0	1	1	0
Minnesota	11	1	1	2	7
Montreal	9	0	1	1	0
Nashville	14	2	4	6	2
New Jersey	7	2	3	5	0
NY Islanders	6	0	3	3	2
NY Rangers	6	1	2	3	2
Ottawa	9	2	3	5	2
Philadelphia	8	0	2	2	6
Pittsburgh	7	0	1	1	0
San Jose	9	1	0	1	0
St. Louis	14	4	3	7	0
Tampa Bay	9	1	3	4	2
Toronto	8	1	0	1	9
Vancouver	8	2	1	3	2
Washington	8	1	2	3	0
Winnipeg	13	3	2	5	6

including his first career AHL goal, on Oct. 17 at Houston.

**2008-09:** In his final WHL season, he led Lethbridge in assists (51) and points (80) in 69 games played...Finished second among Hurricanes skaters in goals (29)...Recorded seven points (4-3-7) in 11 WHL playoff games.

**2007-08:** Recorded 10 points (2-8-10) in 17 games with Portland until being traded to Lethbridge...Finished the season ranking fourth in points among all Lethbridge skaters, recording 54 points (31-23-54) in 52 games...Registered 13 points (3-10-13) in 19 WHL playoff games.

**2006-07:** Registered 38 points (12-26-38) in 49 games with Portland.

**2005-06:** Recorded nine points (3-6-9) in 58 games with Portland in his first full WHL season...Notched one assist in 12 WHL playoff games.



COLTON SCEVIOUR



# COLTON SCEVIOUR

## MILESTONES

**First NHL Game:** 2/5/11 at PHI

**First NHL Goal:** 12/14/13 at WPG

**Most Goals:** 3, 10/30/16 at DET

**Most Assists:** 2 (4X), Last: 3/25/17 vs. CHI

**Most Points:** 4, 10/30/16 at DET

**Most PIM:** 5, 3/28/17 at TOR

**Most Shots:** 7, 2/17/17 at ANA

**Longest Goal Streak:** 2 games (7X), Last: 10/15-10/18/16

**Longest Assist Streak:** 2 games (7X), Last: 3/23-3/25/17

**Longest Point Streak:** 4 games, 12/27/14-1/3/15

**2004-05:** Made WHL debut on Jan. 15 vs. Kootenay...  
Scored first WHL goal on March 16 at Spokane...  
Finished season with one goal in six games...Made  
WHL playoff debut on March 25 vs. Everett...Skated  
in four WHL playoff games.

## REGULAR SEASON

SEASON	TEAM	LEAGUE	GP	G	A	P	PIM	+/-	PP	SH	GW
2004-05	Red Deer	AMHL	36	15	22	37	32	-	-	-	-
	Portland	WHL	6	1	0	1	6	2	0	0	-
2005-06	Portland	WHL	58	3	6	9	25	-19	1	0	-
2006-07	Portland	WHL	49	12	26	38	38	-17	5	0	2
2007-08	Portland	WHL	17	2	8	10	9	-8	0	1	-
	Lethbridge	WHL	52	31	23	54	36	28	9	1	-
2008-09	Lethbridge	WHL	69	29	51	80	48	5	7	2	-
2009-10	Texas	AHL	80	9	22	31	19	11	1	1	4
2010-11	Dallas	NHL	1	0	0	0	0	-1	0	0	0
	Texas	AHL	77	16	25	41	17	4	2	2	2
2011-12	Texas	AHL	75	21	32	53	25	-8	5	1	6
2012-13	Dallas	NHL	1	0	1	1	0	-1	0	0	0
	Texas	AHL	62	21	31	52	20	21	4	4	4
2013-14	Dallas	NHL	26	8	4	12	4	-3	2	0	2
	Texas	AHL	54	32	31	63	31	11	13	1	6
2014-15	Dallas	NHL	71	9	17	26	13	1	0	0	2
2015-16	Dallas	NHL	71	11	17	23	21	6	0	0	0
2016-17	Florida	NHL	80	9	15	24	-16	25	1	3	1
	<b>NHL TOTALS</b>		<b>250</b>	<b>37</b>	<b>49</b>	<b>86</b>	<b>-14</b>	<b>63</b>	<b>4</b>	<b>3</b>	<b>6</b>

## PLAYOFFS

SEASON	TEAM	LEAGUE	GP	G	A	P	PIM
2004-05	Portland	WHL	4	0	0	0	0
2005-06	Portland	WHL	12	0	1	1	4
2007-08	Lethbridge	WHL	19	3	10	13	15
2008-09	Lethbridge	WHL	11	4	3	7	12
2009-10	Texas	AHL	24	1	7	8	12
2010-11	Texas	AHL	6	1	0	1	0
2012-13	Texas	AHL	9	1	3	4	4
2013-14	Dallas	NHL	6	1	2	3	0
2015-16	Dallas	NHL	11	2	3	5	0
	<b>NHL TOTALS</b>		<b>17</b>	<b>3</b>	<b>5</b>	<b>8</b>	<b>0</b>


## ACCOLADES

2014 AHL All-Star Game



# VINCENT TROCHECK

21



**Position:** Center

**Shoots:** Right

**Height:** 5'10"

**Weight:** 182

**Born:** July 11, 1993

**Birthplace:** Pittsburgh, PA

**Drafted:** 2011 - 3rd round (64th overall) by Florida

**2016-17:** Registered two straight multi-point games (0-4-4), March 7-10...Scored with 4.6 seconds remaining to set franchise record for latest goal scored in regulation to win, Feb. 20 at STL...Tied season-high six-game point streak (3-5-8), Feb. 9-20...Recorded three points (2-1-3), reached 20 goals, Feb. 11 at NSH...Made NHL All-Star Game debut, recorded four points (1-3-4), Jan. 29... Recorded points in career-high six consecutive games (6-4-10), Jan. 9-18...Named to 2017 NHL All-Star Game, Jan. 10... Recorded multi-point game (1-1-2), third consecutive game with a goal, Dec. 31 at DAL... Scored two goals, including first career OT-GWG, Nov. 3 vs. NJD...Recorded first multi-point game of season (1-1-2), Oct. 30 at DET...Scored first goal of the season, Oct. 15 vs. DET.

**2015-16:** Recorded first career playoff point (assist) in game six of ECQF, Apr. 24 at NYI...Made NHL playoff debut in game five of ECQF, leading FLA with seven hits Apr. 22 vs. NYI... Recorded first career postseason point (assist) in game six of ECQF, April 24 at NYI...Made NHL playoff debut in game five of ECQF, April 22 vs. NYI...Scored goals in career-high (tied) four consecutive games March 19-26...Recorded a goal and an assist, March 15 at MTL... Named NHL Second Star of the Week, for week ending March 13...Points in three consecutive games (1-5-6) Mar. 7-12...Tied career-high for points in a game (1-3-4) Mar. 10 vs. OTT...Recorded an assist and logged career-high

24:15 TOI Mar. 7 vs. BOS...Recorded goals in two consecutive games Feb. 25-27...Named NHL's Third Star of the Week for the week ending Feb. 7...Recorded points in five consecutive games (5-4-9) Jan. 23-Feb. 6...Scored his 13th goal of the season, Jan. 23 vs. TBL...Played in 100th career game Dec. 12 at BOS...Recorded points in three consecutive games (2-1-3, Nov. 10 - Nov. 14)... Registered three points (2-1-3), including 2 PPG and GWG Oct. 27 vs. COL...Recorded a career-high four-point night (1-3-4) Oct. 10 vs. PHI.

**2014-15:** Recorded points (1-1-2) in two consecutive games Feb. 22-24...Recorded an assist Feb. 22 at PIT...Recalled from San Antonio Feb. 22...Reassigned to San Antonio Jan. 20...Recorded a goal Jan. 4 at WSH...Scored a goal in his hometown debut Dec. 20 at PIT...Scored shootout game-winner Dec. 13 at DET... Recorded his first three-point game of his NHL career Dec. 2 at DET (1-2-3)...Recorded his second multi-point game of the season (0-2-2) Nov. 28 vs. OTT...Recorded points in five consecutive games (1-5-6) Nov. 8-Nov. 18...Recorded an assist and a season-high seven shots Nov. 18 at LAK...Scored his first goal of the season Nov. 16 at ANA...Notched two assists for his first career multi-point game Nov. 14 vs. NYI... Recorded his first point of the season (assist) Nov. 8 vs. CGY...Made his regular season debut with the Panthers on Nov. 1 vs. PHI...Recalled from San Antonio on Oct. 31...Recorded six points (2-4-6) in eight games played with the Rampage.

**2013-14:** Recorded first professional point (1a, PP) on Oct. 4 in San Antonio's 2-1 loss to Chicago...Scored first two professional goals in a 4-2 win at Chicago on Oct. 13, earning First Star of the Game...Scored the game-winning goal at Chicago on Oct. 13...Had a two-point night (1g, 1a) in a 5-4 loss to Oklahoma City on Oct. 25... Scored two goals and added an assist in a 4-2 win over Oklahoma City on Oct. 26, earning First Star of the Game...Netted the game-winning goal in a 4-2 win over Oklahoma City on Oct. 26...Had a two-point night (2a) on Nov. 2 in a 5-3 win over Charlotte...Scored the game-tying goal and earned First Star of the Game in a 3-2 shootout win over Oklahoma City on Nov. 9... Scored two goals in a 4-2 loss at Rockford on Nov. 16, a performance that earned him the Second Star of the Game...Scored a goal and added two assists in a 6-1 win over Oklahoma City on Nov. 19, earning the First Star of the Game...Had a three-game point streak (3g, 3a) from Nov. 15-19...Scored a shorthanded goal and added an assist, earning the Third Star of the Game, in a 4-2 loss at Abbotsford on Dec. 6...Was named Third Star in a 5-4 shootout loss at Toronto on Feb. 5 with two assists...Earned the First Star with the game-winning goal and an assist in a 4-1 win at Lake Erie on Feb. 7... Earned the Third Star in a 3-0 win at Utica on Feb. 26, recording three assists for his first three-assist game of his professional career... Recalled by the Florida Panthers on March 5, and notched his first NHL goal in a 5-3 win over New Jersey...Reassigned to San Antonio on April 13, after putting up five goals and eight points in 20 games with Florida...Recorded his 50th professional point (1a) in a 3-1 loss to Abbotsford on April 17.

**2012-13:** Won gold at the 2013 IIHF U-20 World Junior Championship with Team USA, recording six points (three goals, three assists) in seven games...Recorded 59 points (26 goals, 33 assists) with the OHL's Plymouth Whalers, and 50 points (24 goals, 26 assists) with the Saginaw Spirit for a league-leading total of 109 points on the season...Named to the OHL's First All-Star Team...Awarded the Eddie Powers Memorial Trophy for accumulating the most points in the OHL...Recognized as the OHL's most outstanding player with the Red Tilson Award.

**2011-12:** Put up 85 points (29 goals, 56 assists) in 65 games with Saginaw...Led Saginaw in

## ▶ TROCHECK vs. NHL

Team	GP	G	A	PTS	PIM
Anaheim	6	1	2	3	2
Arizona	6	2	0	2	6
Boston	13	1	3	4	4
Buffalo	13	1	2	3	2
Calgary	7	4	1	5	4
Carolina	9	3	2	5	10
Chicago	6	2	2	4	8
Colorado	4	3	1	4	2
Columbus	9	4	2	6	6
Dallas	6	1	3	4	0
Detroit	11	6	4	10	2
Edmonton	4	1	0	1	0
Los Angeles	6	0	3	3	4
Minnesota	4	0	2	2	2
Montreal	11	2	3	5	8
Nashville	5	2	2	4	5
New Jersey	8	4	4	8	2
NY Islanders	9	2	6	8	6
NY Rangers	7	2	4	6	4
Ottawa	11	3	7	10	6
Philadelphia	9	1	5	6	6
Pittsburgh	9	1	2	3	4
San Jose	7	1	3	4	2
St. Louis	5	2	0	2	4
Tampa Bay	13	3	3	6	4
Toronto	12	2	6	8	4
Vancouver	6	3	0	3	2
Washington	7	2	3	5	2
Winnipeg	5	1	2	3	6

points and assists.

**2010-11:** Drafted 64th overall by the Florida Panthers in the 2011 NHL Entry Draft. Played in 68 games with Saginaw recording 62 points (26-36-62), ranked third points.

**2009-10:** Appeared in 68 games with Saginaw, tallying 43 points (15 goals, 28 assists) in his rookie season.

## MILESTONES

**First NHL Game:** 3/7/14 vs. BUF

**First NHL Goal:** 3/14/14 vs. NJD

**Most Goals:** 2 (6X), Last: 2/11/17 at NSH

**Most Assists:** 3 (2X), Last: 3/10/16 vs. OTT

**Most Points:** 4 (2X), Last: 3/10/16 vs. OTT

**Most PIM:** 5, 2/11 at NSH

**Most Shots:** 7 (2X) Last: 12/22/16 vs. BOS

**Longest Goal Streak:** 4 Games (2X), Last: 1/13-1/18/17

**Longest Assist Streak:** 5 Games, 2/9-2/18/17

**Longest Point Streak:** 6 Games, 2/9-2/20/17



VINCENT TROCHECK

# 21 VINCENT TROCHECK

## REGULAR SEASON

SEASON	TEAM	LEAGUE	GP	G	A	P	+/-	PIM	PP	SH	GW
2008-09	Detroit Little Caesars	T1EHL	44	27	19	46	-	32	-	-	-
2009-10	Saginaw	OHL	68	15	28	43	5	56	5	0	-
2010-11	Saginaw	OHL	68	26	36	62	14	60	8	5	-
2011-12	Saginaw	OHL	65	29	56	85	15	65	9	4	-
2012-13	Saginaw	OHL	35	24	26	50	18	34	4	3	-
2012-13	Plymouth	OHL	28	26	33	59	31	24	6	2	-
2013-14	Florida	NHL	20	5	3	8	-11	6	1	1	0
2013-14	San Antonio	AHL	55	16	26	42	-5	32	4	1	3
2014-15	Florida	NHL	50	7	15	22	9	24	1	0	0
2014-15	San Antonio	AHL	23	8	11	19	1	19	2	1	0
2015-16	Florida	NHL	76	25	28	53	15	44	4	1	4
2016-17	Florida	NHL	82	23	31	54	-13	43	2	0	0
	<b>NHL TOTALS</b>		<b>228</b>	<b>60</b>	<b>77</b>	<b>137</b>	<b>0</b>	<b>117</b>	<b>8</b>	<b>2</b>	<b>4</b>

## PLAYOFFS

SEASON	TEAM	LEAGUE	GP	G	A	P	PIM
2008-09	Detroit Little Caesars	T1EHL	7	1	4	5	0
2009-10	Saginaw	OHL	6	2	2	4	2
2010-11	Saginaw	OHL	12	6	5	11	4
2011-12	Saginaw	OHL	12	5	6	11	10-
2012-13	Plymouth	OHL	15	10	14	24	8
2014-15	San Antonio	AHL	3	1	1	2	2
2015-16	Florida	NHL	2	0	1	1	0
	<b>NHL TOTALS</b>		<b>2</b>	<b>0</b>	<b>1</b>	<b>1</b>	<b>0</b>

## **ACCOLADES**


- 2017 NHL All-Star Game**
- 2013 IIHF U20 World Junior Championship Gold Medal**
- 2013 Eddie Powers Trophy (OHL), Most Points**
- 2013 Red Tilson Trophy (OHL), Most Outstanding Player**
- 2013 First All-Star Team**
- 2013 OHL Best Plus/Minus (+49)**

VINCENT TROCHECK



# RADIM VRBATA

71



**Position:** Right Wing

**Shoots:** Right

**Height:** 6'1"

**Weight:** 194

**Born:** June 13, 1981

**Birthplace:** Mlada Boleslav, Czech Rep.

**Drafted:** 1999 - 7th round  
(212th overall) by Colorado

**How Acquired:** Signed as an  
unrestricted free agent on July 1, 2017

**2016-17:** Completed 15th NHL season, seventh with ARI/PHX... Finished the season as ARI's leader in goals (20), assists (35) and points (55) and one of only three Coyotes players to play 80 or more games (81)... Scored twice including a PPG and GWG, April 6 vs. VAN... Posted career-high 10-game point streak (4-8-12), Feb. 11-28... Registered season-high four-point game (1-3-4), Jan. 21 vs. TBL... Posted five-game point streak (2-3-5), Nov. 25-Dec. 3... Scored two goals, Oct. 23 at NYR... Posted an assist in season debut on Oct. 15 vs. PHI.

**2015-16:** Completed 14th NHL season, second with VAN... Registered 13-14-27 and 12 PIM in 63 games with VAN... Scored five PPGs... Finished fifth on the team in goals and tied for second in PPGs... Ranked second on VAN with 199 shots... Totaled five multi-point games... Collected 1-1-2 vs. WSH, Oct. 22... Scored a goal vs. MTL, Oct. 27... Recorded a four-game point streak (2-2-4) from Oct. 27 - Nov. 2... Scored two goals at MIN, Nov. 25... Posted a four-game point streak (3-2-5) from Nov. 16 - 27... Registered a hat trick (3-0-3) vs. BUF, Dec. 7... Played in his 900th career NHL game at CHI, Dec. 13... Had a goal and an assist at DET, Dec. 18... Scored a goal at WSH, Jan. 14... Tallied two assists vs. NSH, Mar. 12.

**2014-15:** Completed 13th NHL season, first with VAN... Recorded four points (2-2-4) in six games vs. CGY in WCQF... Recorded 63 points (31-32-63) in 79 games

in his first season in VAN... His 31 goals marked the second-highest single-season goal total of his career... Set a new career high for assists and points in a season... Led the Canucks in goals, ranked third in assists and points... Scored a team-high 12 PPGs and led VAN with seven GWGs... Notched 17 multi-point games... Scored a goal in the first game of the season at CGY, Oct. 8... Posted 1-1-2 in back-to-back games vs. EDM, Oct. 11 and at EDM, Oct. 17... Registered a five-game point streak (2-4-6) from Oct. 21 - 28... Scored two goals at EDM, Nov. 19... Tallied a point in eight straight games (3-6-9) from Jan. 30 - Feb. 13... Netted two goals at SJS, Mar. 7... Collected 2-1-3 vs. WPG, Mar. 24... Posted 1-1-2 in consecutive games vs. DAL, Mar. 28 and at STL, Mar. 30.

**2013-14:** Completed 12th NHL season, sixth with PHX... Skated in 80 games with the Coyotes, totaling 20-31-51 and 22 PIM... Scored 10 PPGs and 21 power-play points... Netted two GWGs... Ranked tied for second on the team in points, third in goals and tied for third in assists... Finished tied for the team lead in PPGs... Led PHX with 263 shots... Had 10 multi-point games... Scored a hat trick (3-0-3) on opening night vs. NYR, Oct. 3... Scored his 200th career NHL goal vs. CGY, Oct. 22... Collected three assists vs. EDM, Oct. 26 and vs. TBL, Nov. 16... Scored two goals at MIN, Nov. 27... Played in his 400th career game with PHX vs. BUF, Jan. 30... Scored twice vs. MTL, Mar. 6... Had three points (1-2-3) at FLA, Mar. 11.





## ► VRBATA vs. NHL

Team	GP	G	A	PTS	PIM
Anaheim	6	1	2	3	2
Arizona	6	2	0	2	6
Boston	13	1	3	4	4
Buffalo	13	1	2	3	2
Calgary	7	4	1	5	4
Carolina	9	3	2	5	10
Chicago	6	2	2	4	8
Colorado	4	3	1	4	2
Columbus	9	4	2	6	6
Dallas	6	1	3	4	0
Detroit	11	6	4	10	2
Edmonton	4	1	0	1	0
Los Angeles	6	0	3	3	4
Minnesota	4	0	2	2	2
Montreal	11	2	3	5	8
Nashville	5	2	2	4	5
New Jersey	8	4	4	8	2
NY Islanders	9	2	6	8	6
NY Rangers	7	2	4	6	4
Ottawa	11	3	7	10	6
Philadelphia	9	1	5	6	6
Pittsburgh	9	1	2	3	4
San Jose	7	1	3	4	2
St. Louis	5	2	0	2	4
Tampa Bay	13	3	3	6	4
Toronto	12	2	6	8	4
Vancouver	6	3	0	3	2
Washington	7	2	3	5	2
Winnipeg	5	1	2	3	6

**2012-13:** Completed 11th NHL season, fifth with PHX...Recorded 28 points (12-16-28) in 34 games to rank second on the team in scoring... Ranked tied for second on the team in plus-minus (+6), third in shots (106) and tied for third in goals (12)...Had five multi-point games... Recorded his fourth career hat trick, including the GWG and a SHG, and matched a career high in points (3-1-4) at ANA, Apr. 27...Scored a goal at STL, Apr. 18 and at CHI, Apr. 20...Notched two assists vs. COL, Apr. 6...Played in his 700th NHL game vs. LAK, Apr. 2...Scored a goal at SJS, Mar. 30...Registered three points (2-1-3) to reach 400 career points at NSH, Mar. 28...Missed 14 games with an injury (Feb. 18 - March 18)... Scored a goal vs. CBJ, Feb. 16...Recorded a five-game assist streak (1-5-6) from Jan. 24-Feb. 1... Registered 1-1-2 at DAL, Feb. 1...Recorded three points (2-1-3) in season opener Jan. 19 at DAL.

**2011-12:** Completed 10th NHL season, fourth with PHX...Recorded 2-3-5 in 16 postseason games...Second on the team in postseason shots (43)...Played in all five games of the WCF against LAK and had one assist...Scored a goal in Games 1 and 2 of the WCSF vs. NSH, Apr. 27 and 29...Appeared in all six games of the WCQF against CHI, collecting an assist. Posted career highs in goals (35) and points (62)...Tied for first in the NHL in GWGs (12)... Eighth in the NHL in road goals (21)...Second on the team in plus-minus (plus-24) and ranked 12th in the NHL...Led the team in shots (232) and PPGs (9)...Had 15 multi-point games... Coyotes went 21-4-3 when he scored a goal... Scored his career-high 12th GWG at STL, Apr. 6...Had 1-1-2 in a 4-0 win vs. ANA, Mar. 31... Picked up his seventh two-goal game of the season, including his 11th GWG, in a 2-0 victory vs. SJS, Mar. 29...Collected his 200th career NHL assist at PIT, Mar. 5...Scored his 30th goal of the season and had 2-1-3 vs. LAK, Feb. 21...Established a new career high with his 28th goal vs. DAL, Feb. 18...Posted a career-best seven-game point streak Jan. 24-Feb. 11 (4-5-9)...Scored the GWG and had an assist at DAL, Feb. 7...Had a five-game point streak from Jan. 7-Jan. 16 (3-3-6)...Scored his 20th goal of the season at NYR, Jan. 10...Had five goals in a three-game span from Nov. 19-23...Netted two goals vs. ANA, Nov. 23...Scored a SHG at WSH, Nov. 21... Netted two goals at BUF, Nov. 19...Recorded two goals, including the GWG, at COL, Nov. 2...

Posted 2-1-3 vs. LAK, Oct. 29...Scored the GWG at DAL, Oct. 10.

**2010-11:** Completed ninth NHL season, third with PHX...Tied for the team lead in scoring in the playoffs with 2-3-5 in four games vs. DET in the WCQF...Recorded 1-1-2 in Game 2 of the WCQF at DET, Apr.16...Scored a goal in Game 1 of the series at DET, Apr. 13...Ranked fourth on the team in scoring with 19-29-48...Led the team in shots (240)...Second on the team in PPGs (10)...Tied for second in goals (19)...Was 7-for-11 in shootouts...Posted 14 multi-point games...Posted a four-game point streak (2-4-6) from Mar. 13-18...Recorded 1-1-2 at EDM, Mar. 17...Recorded 2-0-2 vs. COL, Feb. 7...Had three assists at COL, Jan. 6...Recorded two assists at MIN, Jan. 2...Recorded 1-1-2 at NYI, Dec. 18... Recorded 1-2-3 at EDM, Nov. 19 and vs. STL, Nov. 13...Scored two goals in the season opener against BOS, Oct. 9 in his home country (Czech Republic).

**2009-10:** Completed eighth NHL season, second with PHX...Appeared in all seven playoff

RADIM VRBATA



# RADIM VRBATA

games vs. DET, recording 2-2-4 to finish tied for fourth on the team in playoff scoring...Tallied a goal and an assist for his first career playoff points in Game 3 win at DET, Apr. 18...Scored the GWG in Game 6 at DET, Apr. 25...Recorded 24-19-43 in 82 games in his second stint with PHX...Ranked second on the Coyotes in goals and fifth in points...One of four players to appear in all 82 games...Went 8 for 18 in shootouts with two shootout-deciding goals...Netted the SDG vs. CHI, Mar. 20...Scored the game-tying goal with 1:00 remaining in third period before also recording the SDG in 4-3 win at FLA, Mar. 18, and finished with a career-high 10 shots on goal...Recorded his 20th goal of the season and added an assist in a 3-2 win at MIN, Feb. 10...Appeared in his 500th career NHL game, Feb. 8 vs. EDM...Notched the Coyotes' only regulation goal in a 2-1 SO win at CHI, Feb. 5...Compiled a five-game point streak (3-2-5) from Jan. 9-18...Scored a goal in four straight games from Dec. 10-16...Had a goal and an assist in 3-0 win at PIT, Oct. 7...Scored two goals at LAK, Oct. 3, his first game with PHX since Apr. 11, 2007.

**2008-09:** Completed seventh NHL season, first with TBL...Appeared in 18 games for TBL, recording 3-3-6...Was reassigned by the Lightning to Mlada Boleslav of the Czech Extraliga on Dec. 9...Registered eight points (5-3-8) in 11 games for Mlada Boleslav before joining Liberec...Recorded nine points (7-2-9) in seven games for Liberec...Compiled a three-game point streak (1-2-3) from Nov. 13-18 for TBL...Scored his first goal as a member of the Lightning vs. FLA, Nov. 18.

**2007-08:** Completed sixth NHL season, first with PHX...Established new career highs in goals (27), assists (29), points (56), PPGs (7), SHGs (3), GWGs (5) and plus-minus (plus-6) in his first season as a member of the Coyotes...Led the team in shots (246) and ranked second in goals and points while tying for the team lead in GWGs...

Finished with 16 multi-point games...Set new career high by recording his 28th assist of the season vs. ANA, Mar. 22...Had a goal and two assists while playing in his 400th career NHL game in win at LAK, Feb. 18...Recorded three points on a SHG and two assists vs. DAL, Feb. 14...Scored the game-tying and overtime game-winner at COL, Feb. 4...Recorded his third career hat trick and added an assist for a four-point night in win vs. NSH, Jan. 24...Had a goal and an assist to reach 200 points for his NHL career at COL, Jan. 2...Registered four consecutive two-point games (5-3-8) from Dec. 29-Jan. 3...Registered two goals and an assist – the 100th of his career – at ANA, Nov. 23...Made his Coyotes debut and collected an assist in win vs. STL, Oct. 4.

**2006-07:** Completed fifth NHL season, second with CHI...Appeared in 77 games for CHI, tallying 14-27-41...Ranked second on the team in points (41), third in assists (27), sixth in goals (14)...Set career highs in points, assists and PIM (26)...Missed five games throughout the season due to an upper-body injury...Tallied two goals in regulation and scored the shootout-deciding goal while logging a season-high 22:12 TOI in a 4-3 win over OTT, Mar. 4...Had a three-game assist streak (0-3-3) from Dec. 29-Jan. 2...Played his 300th career NHL game vs. NSH, Dec. 20...Registered a pair of PPGs, including the GWG, in a 3-1 win over STL, Nov. 10...Recorded 11 points (3-8-11) in the first eight games of the season...Began the season with a five-game point streak (2-5-7) from Oct. 5-16...Tied his career high with three assists at DAL, Oct. 20...Scored the GWG in 8-6 season-opening win at NSH, Oct. 5. 2005-06: Completed fourth NHL season, first with CHI, third with CAR...Appeared in 45 games with the Blackhawks, registering 13-21-34 and a plus-4 rating...Totaled 15-24-39 in 61 games with CAR and CHI...Tied for second on the team with six PPGs...Ended the season with a four-game point streak (3-3-6)...Had eight multi-point games...Had a career-high four points (2-2-4) vs. SJS, Mar. 26...Registered a career-high three assists in a 4-2 win vs. COL, Jan. 19...Scored a goal in four straight games from Jan. 10-15...Tallied his first goal as a Blackhawk on the power play in a 4-3 OT win at WSH, Jan. 10...Recorded his first point as a Blackhawk with an assist vs. VAN, Jan. 5...Made his Blackhawks debut at CGY, Jan. 2...Traded from CAR for future considerations on Dec. 30...Appeared in 16 games for CAR, recording 2-3-5...Had a pair of assists vs. NYR, Nov.

17...Registered a goal and an assist vs. NJD, Oct. 15...Scored CAR's first goal of the season at TBL, Oct. 5.

**2004-05:** Led HC Bili Tygri Liberec in goals (18), assists (21) and points (39), playing in 45 of Liberec's 52 regular season games...Tied for 14th in the Czech Republic Extraleague in points.

**2003-04:** Completed his third NHL season and second with CAR...Recorded 12-13-25 in 80 games...Ranked tied for fifth on the team in goals...Had a goal and an assist at TBL, Mar. 13...Scored the eventual game winner on the powerplay at EDM, Dec. 9...Notched his second career hat trick and first with the Hurricanes vs. PIT, Nov. 29...Tallied his first points of the season with a goal and an assist at PHI, Oct. 25 – the assist was his first with CAR.

**2002-03:** Completed his second NHL season, first with CAR, second with COL...Recorded 16-19-35 in 76 games with COL and CAR...Scored two goals vs. OTT, Mar. 18...Scored the extra-at-tacker, tying goal with 10 seconds remaining in regulation and became the fifth Hurricane player to score in his franchise debut at BUF, Mar. 12...Acquired by CAR from COL in exchange for Bates Battaglia on Mar. 11...Scored fourth consecutive game-winner at CHI, Feb. 17... Scored the OT game-winner vs. MTL, Dec. 6... Scored a goal and notched an assist vs. OTT, Nov. 6...Scored COL's first goal of the season vs. DAL, Oct. 9.

**2001-02:** Completed first NHL season, first with COL...Appeared in nine playoff games for COL... Made NHL playoff debut in Game 1 vs. LAK... Completed his rookie season in the NHL with COL, recording 18-12-30 in 52 games...Finished seventh among NHL rookies in scoring...Ranked tied for third among all rookies in goals...Began the season with Hershey (AHL), recalled on Nov. 20...Remained with COL for the club's final 61 games...Named NHL's Rookie of the Month for February...Recorded a three-game goal-scoring

streak (3-0-3) from Feb. 11-26...Recorded his first hat trick at MIN, Feb. 8, scoring on all three of his shots...Recorded a five-game point streak (3-3-6), the second-longest by a rookie, from Dec. 1-8...Tallied first career NHL goal at NYI, Nov. 21...Had a three-game point/assist streak (1-5-6) from Nov. 20-24 to begin NHL career... Recorded two power-play assists in NHL debut at NYR.

**2000-01:** Led Shawinigan (QMJHL) with 56 goals and ranked second on the team with 120 points...Ranked sixth among all QMJHL players in goals and points...His plus-48 rating was third on the club and seventh overall in the league... Recorded four hat tricks in his first 13 games... Held the longest point streak in the league at 31 games from Nov. 11-March 11...Named QMJHL Offensive Player of the Month for September and October...Played in one playoff game for Hershey (AHL), notching his first professional point (assist) in his first professional game.

**1999-00:** Finished third in scoring with Hull (QMJHL), tallying 29-45-74 in 58 games.

**1998-99:** Was a first round selection (18th overall) in the 1998 CHL Import Draft...Tallied 22-38-60 in 54 games with Hull of the QMJHL.

**INTERNATIONAL:** 2013: Recorded three points (2-1-3) for the Czech Republic in eight games of the IIHF World Championship in Stockholm, Sweden and Helsinki, Finland. 2008: Recorded 5-2-7 in seven games while playing for the Czech Republic at the IIHF World Championship in Halifax and Quebec City...Ranked tied for second on the team in goals and tied for third in points. 2005: Played for the Czech Republic at the IIHF World Championship in Austria, recording an assist in three games. 2003: Produced six points (3-3-6) for Czech Republic at the World Championship in Tampere and Helsinki, Finland. 2001: Won a gold medal with Czech Republic at WJC in Moscow and Podolsk, Russia, posting three points (1-2-3) in seven games.

# RADIM VRBATA

## MILESTONES

**First NHL Game:** 3/7/14 vs. BUF

**First NHL Goal:** 3/14/14 vs. NJD

**Most Goals:** 2 (6X), Last: 2/11/17 at NSH

**Most Assists:** 3 (2X), Last: 3/10/16 vs. OTT

**Most Points:** 4 (2X), Last: 3/10/16 vs. OTT

**Most PIM:** 5, 2/11 at NSH

**Most Shots:** 7 (2X) Last: 12/22/16 vs. BOS

**Longest Goal Streak:** 4 Games (2X), Last: 1/13-1/18/17

**Longest Assist Streak:** 5 Games, 2/9-2/18/17

**Longest Point Streak:** 6 Games, 2/9-2/20/17

## REGULAR SEASON

SEASON	TEAM	LEAGUE	GP	G	A	P	+/-	PIM	PP	SH	GW
1997-98	Auto Skoda Jr.	Czech Jr.	35	42	31	73	--	4	--	--	--
1998-99	Hull Olympiques	QMJHL	54	22	38	60	4	16	--	--	--
1999-00	Hull Olympiques	QMJHL	58	29	45	74	4	2	--	--	--
2000-01	Shawinigan	QMJHL	55	56	64	120	48	67	--	--	--
2001-02	Hershey	AHL	20	8	14	22	5	8	--	--	--
2001-02	Colorado	NHL	52	18	12	30	7	14	6	0	3
2002-03	Colorado	NHL	66	11	19	30	0	16	3	0	4
	Carolina	NHL	10	5	0	5	-7	2	3	0	0
2003-04	Carolina	NHL	80	12	13	25	-10	24	4	0	2
2005-06	Carolina	NHL	16	2	3	5	0	6	1	0	0
	Chicago	NHL	45	13	21	34	4	16	5	0	0
2006-07	Chicago	NHL	77	14	27	41	-4	26	5	0	2
2007-08	Phoenix	NHL	76	27	29	56	6	14	7	3	5
2008-09	Tampa Bay	NHL	18	3	3	6	-1	8	1	0	0
2009-10	Phoenix	NHL	82	24	19	43	6	24	7	0	4
2010-11	Phoenix	NHL	79	19	29	48	5	20	10	0	2
2011-12	Phoenix	NHL	77	35	27	62	24	24	9	1	12
2012-13	Phoenix	NHL	34	12	16	28	6	14	2	1	1
2013-14	Phoenix	NHL	80	20	31	51	-6	22	10	0	2
2014-15	Vancouver	NHL	79	31	32	63	6	20	12	0	7
2015-16	Vancouver	NHL	63	13	14	27	-30	12	5	0	0
2016-17	Arizona	NHL	81	20	35	55	-18	16	4	0	4
	<b>NHL Totals</b>		<b>1015</b>	<b>279</b>	<b>330</b>	<b>609</b>	<b>-12</b>	<b>278</b>	<b>94</b>	<b>5</b>	<b>48</b>

## PLAYOFFS

SEASON	TEAM	LEAGUE	GP	G	A	P	+/-	PIM	PP	SH
2001-02	Colorado	NHL	9	0	0	0	-5	0	0	0
2009-10	Phoenix	NHL	7	2	2	4	-2	4	1	0
2010-11	Phoenix	NHL	4	2	3	5	-5	0	1	0
2011-12	Phoenix	NHL	16	2	3	5	-3	8	1	0
2014-15	Vancouver	NHL	6	2	2	4	-2	0	1	0
	<b>NHL Totals</b>		<b>42</b>	<b>8</b>	<b>10</b>	<b>18</b>	<b>-17</b>	<b>12</b>	<b>4</b>	<b>0</b>

## ACCOLADES

**2015 NHL All-Star Game**

**2011-12 NHL Most Game-Winning Goals (12)**

**2005 IIHF World Championship Gold Medal**

**2001 IIHF World Junior Championship Gold Medal**

RADIM VRBATA



# MACKENZIE WEEGAR

52



**Position:** Defense

**Shoots:** Right

**Height:** 6'0"

**Weight:** 212

**Born:** January 7, 1994

**Birthplace:** Ottawa, ON

**Drafted:** 2013 - 7th round  
(206th overall) by Florida

**2016-17:** Led SPR defensemen in scoring with 36 points (14-22-36) in 60 games...Became the first SPR player in franchise history to play in the AHL All-Star Classic... Logged 18:44 TOI, April 8 vs. BUF...Made his NHL debut on March 3 vs. MTL...Recalled by FLA on April 3...Recalled by FLA on March 13...Registered three-game point streak (2-2-4) with SPR, (Feb.17-19)...Posted two points (1-1-2), Feb. 7 at BRI... Scored goals in two consecutive games (2G), Jan. 4-6...Scored two goals for the first time in pro career after returning from injury, Dec. 27 @WBS...Recorded two points (1-1-2), Oct. 16 at BRI...Made SPR debut, Oct. 15 at LV.

**2015-16:** Made Calder Cup Playoffs debut on April 23, 2016... Played in first full AHL season, posting 24 points (7-17-24) in 62 games...Finished the season tied for second among POR defensemen in goals (7) and ranked second in points 24.

**2014-15:** Played in his first professional season, split between SAR (AHL) and CIN (ECHL)...Played in 31 games with SAR, posting 10 points (2-8-10)...Scored his first AHL goal on Dec. 12 at IA...Posted first AHL point (assist), Oct. 25 at HAM...Made AHL debut on Oct. 10 vs. IA...Posted 13 points (1-12-13) in 21 games with CIN...Posted first ECHL point (goal) on Jan. 14 vs. EVN...Made ECHL debut on Jan. 10 at KAL.

**2013-14:** Won 2014 Memorial Cup and QMJHL Championship with

HFX...Posted 22 points (5-17-22) in 16 postseason games...Led all HFX defensemen during the regular season with 59 points (12-47-59)...Led QMJHL with a plus-55 rating.

**2012-13:** Played in first QMJHL season...Posted five assists over 17 playoff games...Produced 44 points (8-36-44) over 62 games, leading all HFX defensemen in goals.

## MILESTONES

**First NHL Game:** 4/3/17 vs. MTL

## ▶ WEEGAR vs. NHL

Team	GP	G	A	PTS	PIM
Buffalo	1	0	0	0	0
Montreal	1	0	0	0	0
Washington	1	0	0	0	2



## REGULAR SEASON

SEASON	TEAM	LGE	GP	G	A	PTS	PIM
2010-11	Nepean	CCHL	5	0	2	2	0
2011-12	Nepean	CCHL	5	0	2	2	0
2012-13	Nepean	CCHL	53	13	37	50	61
2013-14	Halifax	QMJHL	62	8	36	44	58
2014-15	Halifax	QMJHL	61	12	47	59	97
2014-15	San Antonio	AHL	31	2	8	10	40
2015-16	Cincinnati	ECHL	21	1	12	13	13
2016-17	Portland	AHL	62	7	17	24	60
2016-17	Springfield	AHL	60	14	22	36	70
	<b>Florida</b>	<b>NHL</b>	<b>3</b>	<b>0</b>	<b>0</b>	<b>0</b>	<b>4</b>

## PLAYOFFS

SEASON	TEAM	LGE	GP	G	A	PTS	PIM
2010-11	Nepean	CCHL	--	--	--	--	--
2011-12	Nepean	CCHL	18	2	4	6	24
2012-13	Halifax	QMJHL	17	0	5	5	10
2013-14	Halifax	QMJHL	16	5	17	22	14
2014-15	San Antonio	AHL	--	--	--	--	--
2014-15	Cincinnati	ECHL	--	--	--	--	--
2015-16	Portland	AHL	1	0	0	0	0
2016-17	Springfield	AHL	--	--	--	--	--
	<b>Florida</b>	<b>NHL</b>	<b>--</b>	<b>--</b>	<b>--</b>	<b>--</b>	<b>--</b>

## ACCOLADES

- 2014 QMJHL Second All-Star Team
- 2013 CHL Memorial Cup Champion
- 2013 QMJHL Champion
- 2013 QMJHL Best Plus/Minus (+55)
- 2013 QMJHL All-Rookie Team

MACKENZIE WEEGAR



# KEITH YANDLE

3



**Position:** Defense

**Shoots:** Left

**Height:** 6'1"

**Weight:** 196

**Born:** September 9, 1986

**Birthplace:** Boston, MA

**Drafted:** 2005 - 4th Round (105th overall) by Phoenix

**How Acquired:** Rights traded by NY Rangers in exchange for a 2016 6th round pick and a conditional 2017 4th round pick, signed as an unrestricted free agent on June 24, 2016

**2016-17:** Played in his 631st consecutive game, passing A. Heberton for 8th all-time on April 6 vs. STL...Recorded a goal and an assist, March 14 vs. TOR...Registered two points (0-2-2) to reach his 400th NHL point, Feb. 22 vs. EDM...Played in his 600th consecutive game, Jan. 23 at ARI...Registered points in three consecutive games (0-3-3, Dec. 28-31)... Played in his 581st consecutive game passing J. Wilson (9th all-time), Dec. 13 at MIN...Played in his 577th consecutive NHL game (10th longest consecutive game streak), Dec. 5 at BOS...Extended point streak to three games (1-2-3), Nov. 19-22...Scored first goal with FLA, Nov. 20 at NYR... Three-game point streak (0-3-3), Oct. 30-Nov. 4...Recorded first point with FLA (assist), Oct. 20 vs. WSH...Made regular season debut with FLA, Oct. 13 vs. NJD.

**2015-16:** Led NHL defensemen in power-play assists (13) and power-play points (14) from the All-Star break to the end of the regular season... The first NY Rangers defenseman to register at least 40 assists in one season since B. Leetch (2001-02)... Became one of three NHL defensemen who have recorded at least 40 assists in each of the last three seasons (along with Erik Karlsson and P.K. Subban)...Is One of 23 players - and one of two defensemen - who have played at least 500 consecutive games in NHL history...Ranked fifth among NHL defensemen in primary assists (24), tied for fifth in power-play assists (20), and ranked eighth in assists (42)...Tied for third among NHL defensemen

in games with an assist (38)... Led NYR in assists and power-play assists, tied for the team lead in power-play points (22), ranked second in primary assists, tied for second in even strength assists (22), and ranked fourth in points (47)...Was one of two NYR - and the only defenseman - who skated in each of the team's 82 games...Recorded two assists in back-to-back games (3/23-3/26)...Scored power-play goal on March 4 at WSH...Tied season-high five-game point streak (1-4-5, March 4 -March 13)...Recorded season-high five-game point streak (0-5-5, February 10 - February 18)...Scored third goal of the season on Jan. 22 at CAR... Scored second goal of the season on Jan. 5 vs. DAL...Recorded two assists Dec. 15 vs. EDM...Scored first goal of the season on Oct. 22 vs. ARI...Registered two assists on Oct. 10 at CBJ...Recorded an assist in season debut Oct. 7 at CHI.

**2014-15:** Established a career-high in games played (84); is one of nine players who have skated in at least 84 games in one season since 1995-96 ... Tied for the NHL lead in games played, ranked second in power play assists (27), and tied for 10th in power play points (29) ... Led all NHL defensemen in assists (46) and power play assists, ranked third in power play points, ranked sixth in shots on goal (232), and tied for ninth in points (52) ... Registered three shots on goal, was credited with one hit, and recorded one takeaway in 19:41 of ice time while making his Rangers debut on March 2 vs. NSH ... Tallied his first goal/point as a



Ranger by recording the game-winning goal on March 14 at BUF; became the first Ranger to tally a game-winning goal as his first goal with the team since Mike Rupp (Oct. 18, 2011 at VAN) ... Tied single-game career-highs with three assists/points on March 22 vs. ANA; notched his first assist as a Ranger ... Registered two points (one goal, one assist), including the game-winning goal, on April 4 vs. NJD ... Tied single-game career-highs with three assists/points, and recorded an assist on the game-winning goal in overtime, on Oct. 11 vs. LAK ... Notched two points (one goal, one assist) and tied a single-game career-high with nine shots on goal while skating in his 500th career NHL game on Oct. 21 at NSH ... Tied a single-game career-high with three points (one goal, two assists) on Nov. 14 at VAN ... Registered 12 points (two goals, 10 assists) in a 17-game span from Nov. 23 at ANA to Jan. 3 vs. CBJ ... Notched an assist/point in 12 of 14 games from Jan. 15 vs. CGY to Feb. 13 vs. SJS (14 assists over the span) ... Recorded his 300th career NHL point with an assist on Jan. 20 at CHI ... Registered a seven-game assist/point streak from Jan. 29 at TOR to Feb. 9 at CHI (nine assists) ... Established playoff career-highs in games played (19), assists (nine), points (11), plus/minus rating (plus-seven), and shots on goal (32), and tied playoff career-highs in goals (two), power play assists (four), and power play points (four) ... Tied for sixth in the NHL in plus/minus rating and tied for eighth in power play assists in the playoffs ... Ranked third among NHL defensemen in plus/minus rating, tied for third among NHL defensemen in assists and points, tied for fourth in power play assists, tied for fifth in power play points, and tied for sixth in goals ... Tied for the team lead in assists, ranked second on the Rangers in power play assists, ranked third in plus/minus rating, tied for third in power play points, and ranked fourth in points ... Led team defensemen in assists, points, and plus/minus rating, ranked second in power play assists and power play points, tied for second in shots on goal, and ranked third in goals ... Tallied an assist on the game-winning goal while skating in his first playoff contest as a member of the Rangers in Game 1 of the First Round vs. PIT on April 16 ... Posted two consecutive multi-point games in Game 3 of the Eastern Conference Final at TBL on May 20 and Game 4 at TBL on May 22 (one goal, four assists over the span); became the first Blueshirts defenseman to

## ➤ YANDLE vs. NHL

Team	GP	G	A	PTS	PIM
Anaheim	41	8	24	32	45
Arizona	4	1	1	2	2
Boston	18	1	12	13	2
Buffalo	17	2	7	9	4
Calgary	35	7	12	19	20
Carolina	17	2	5	7	12
Chicago	32	3	13	16	26
Colorado	30	1	13	14	18
Columbus	33	3	19	22	15
Dallas	42	4	15	19	30
Detroit	31	5	12	17	20
Edmonton	36	6	20	26	25
Florida	12	0	8	8	6
Los Angeles	46	5	20	25	26
Minnesota	31	2	10	12	29
Montreal	15	0	7	7	2
Nashville	32	6	19	25	12
New Jersey	16	1	11	12	6
NY Islanders	16	2	10	12	14
NY Rangers	14	1	3	4	6
Ottawa	18	1	9	10	8
Philadelphia	18	3	7	10	2
Pittsburgh	13	0	3	3	8
San Jose	44	2	10	12	20
St. Louis	31	3	10	13	28
Tampa Bay	17	1	7	8	33
Toronto	16	2	13	15	6
Vancouver	33	4	12	16	20
Washington	19	1	11	12	4
Winnipeg	16	0	10	10	10



tally two assists in two consecutive playoff games since Game 1 and Game 2 of the Eastern Conference Quarterfinals against ATL in 2007 (Fedor Tyutin) ... Tied a single-game playoff career-high with three points (one goal, two assists) and registered his first playoff goal as a Ranger in Game 4 at TBL on May 22 ... Tallied two points (one goal, one assist) and posted a plus-two rating in Game 6 at TBL on May 26; became the first Rangers defenseman to post at least three multi-point games in a four-game span during the playoffs since 1995 (Brian Leetch – five in six games).

**2013- 14:** Established career-highs in power play assists (28), power play points (31), and shots on goal (241) ... Ranked third in the NHL in power play assists and tied for fifth in power play points ... Led all NHL defensemen in power play assists, tied for first among NHL defensemen in power play points, ranked third in assists (45), ranked fourth in shots on goal, and tied for sixth in points (53) ... Led the Coyotes in assists and points, tied for first in games

KEITH YANDLE



# KEITH YANDLE

played (82), ranked second in average ice time (24:08) and shots on goal, and tied for fifth in game-winning goals (two) ... Skated in all of Phoenix's games for the fifth consecutive season ... Recorded a five-game assist/point streak from Oct. 22 vs. CGY to Oct. 31 vs. NSH, and posted four multi-point games over the five contests (one goal, eight assists).

**2012-13:** Established a career-high in game-winning goals (three) and tied a career-high in power play goals (five) ... Ranked second among NHL defensemen in shots on goal (130), tied for second among NHL defensemen in game-winning goals, tied for third in goals (10), and tied for fourth in points (30) and power play goals ... Led the Coyotes in points, power play goals, and shots on goal, tied for the team lead in game-winning goals and games played (48), ranked second in assists (20), power play points (10), and average ice time (22:14), ranked third in power play assists (five), and ranked fifth in goals ... Tallied his 200th career NHL point on Mar. 4 vs. ANA.

**2011-12:** Led the Coyotes in average ice time (22:20), tied for the team lead in games played (82), ranked second in assists (32) and power play assists (11), ranked third in shots on goal (196), and tied for fourth in power play points (11) ... Led Phoenix defensemen in assists, points (43), power play assists, power play points, and shots on goal, tied for first in game-winning goals (two), and ranked second in goals (11) ... Represented the Coyotes in the NHL All-Star Game for the second consecutive season ... Tied for fourth among NHL defensemen in assists (eight) and tied for fifth among NHL defensemen in points (nine) in the playoffs ... Led the Coyotes in assists and plus/minus rating (plus-five), tied for first in power play assists (three), and tied for second in points and power play points (three).

**2010-11:** Established career-highs in assists (48), points (59), and average ice time (24:22) ... Ranked second among NHL defensemen in assists, ranked third in points, tied for fifth in power play assists (23), and ranked eighth in power play points (26) ... Led the Coyotes in assists and average ice time, tied for the team lead in power play assists and power play points, ranked second in points, ranked third in plus/minus rating (plus-12), and tied for third in shots on goal (199) ... Recorded the most assists and points by a Jets/Coyotes defenseman in one season since the franchise moved to Phoenix prior to the 1996-97 season ... Was selected to his first NHL All-Star Game ... Posted a career-high 10-game point streak from Jan. 11 at CBJ to Feb. 1 at SJS, including a career-high nine-game assist streak from Jan. 11 at CBJ to Jan. 26 at COL ... Led Phoenix in assists (five), power play assists (four), and average ice time (25:50), and tied for the team lead in points (five) and power play points (four) in the playoffs.

**2009-10:** Established career-highs in games played (82), goals (12), plus/minus rating (plus-16), and power play goals (five) ... Led the Coyotes in plus/minus rating, tied for the team lead in power play points (16), tied for second in power play goals and power play assists (11), ranked third in assists (29), ranked fourth in points (41), and tied for fifth in game-winning goals (two) ... Established single-game career-highs with three assists/points on Oct. 28 at CBJ ... Established a single-game career-high with two goals on Jan. 26 at DET ... Established a playoff career-high in goals (two) ... Tied for the team lead in power play goals (one), power play assists (three), and power play points (four) ... Tallied his first career NHL playoff goal/assist/point as part of a two-point effort (one goal, one assist) while making his NHL playoff debut in Game 1 of the Western Conference Quarterfinals vs. DET on Apr. 14.

**2008-09:** Tied for second on the Coyotes in power play assists (12) and ranked fourth in assists (26) and power play points (13) ... Recorded an assist while skating in his 100th career NHL game on Feb. 19 vs. ATL.

**2007-08:** Tallied his first career NHL goal on Dec. 18 at PHI ...

**2006-07:** Made his NHL debut on Oct. 11 at DET ... Notched his first career NHL assist/ point on Oct. 14 at NSH...

**2007-08:** Recorded 15 points (one goal, 14 assists) in 30 games with San Antonio ... Skated in five playoff games.

**2006-07:** Led San Antonio defensemen in assists (27) and points (33)...

**2005-06:** Registered 84 points (25 goals, 59 assists) and posted a plus-50 rating in 66 games with the Moncton Wildcats ... Received the "Emile Bouchard Trophy" as QMJHL Defenseman of the Year, and was also named CHL Defenseman of the Year ... Tallied 20 points (six goals, 14 assists) in 21 playoff games to help Moncton win the QMJHL Championship ... Registered three goals/points in five Memorial Cup contests.

## MILESTONES

**First NHL Game:** 10/11/06 at DET

**First NHL Goal:** 12/18/07 at PHI

**Most Goals:** 2 (3X), Last: 12/31/13 at EDM

**Most Assists:** 3 (8X), Last: 3/22/15 at ANA

**Most Points:** 3 (14X), Last: 3/22/15 vs. ANA

**Most PIM:** 17, 10/31/09 vs. ANA

**Most Shots:** 9 (3X), Last: 10/21/14 at NSH

**Longest Goal Streak:** 2 Games (6X), Last: 12/3-12/14/13

**Longest Assist Streak:** 9 Games, 1/11-1/26/11

**Longest Point Streak:** 10 Games, 1/11-2/1/11

KEITH YANDLE



# KEITH YANDLE

## REGULAR SEASON

SEASON	TEAM	LEAGUE	GP	G	A	P	+/-	PIM	PPG	SHG	GWG
2004-05	Cushing Academy	High-MA	34	14	40	54	--	52	--	--	--
2005-06	Moncton	QMJHL	66	25	59	84	50	109	15	0	3
2006-07	Phoenix	NHL	7	0	2	2	0	8	0	0	0
	San Antonio	AHL	69	6	27	33	-15	97	3	0	1
2007-08	Phoenix	NHL	43	5	7	12	-12	14	4	0	0
	San Antonio	AHL	30	1	14	15	3	80	1	0	--
2008-09	Phoenix	NHL	69	4	26	30	-4	37	1	0	0
2009-10	Phoenix	NHL	82	12	29	41	16	45	5	0	2
2010-11	Phoenix	NHL	82	11	48	59	12	68	3	0	0
2011-12	Phoenix	NHL	82	11	32	43	5	51	0	0	2
2012-13	Phoenix	NHL	48	10	20	30	4	54	5	0	3
2013-14	Phoenix	NHL	82	8	45	53	-23	63	3	0	2
2014-15	Arizona	NHL	63	4	37	41	-32	32	2	0	0
	NY Rangers	NHL	21	2	9	11	6	8	0	0	2
2015-16	NY Rangers	NHL	82	5	42	47	-4	40	2	0	1
	<b>NHL TOTALS</b>		<b>661</b>	<b>72</b>	<b>297</b>	<b>369</b>	<b>-32</b>	<b>420</b>	<b>25</b>	<b>0</b>	<b>12</b>

## PLAYOFFS

SEASON	TEAM	LEAGUE	GP	G	A	P	+/-	PIM	PPG	SHG	GWG
2005-06	Moncton	QMJHL	21	6	14	20	10	36	3	1	1
	Moncton	QMJHL	5	3	0	3	--	12	1	0	0
2007-08	San Antonio	AHL	5	0	0	0	-4	8	0	0	--
2009-10	Phoenix	NHL	7	2	3	5	-1	4	1	0	0
2010-11	Phoenix	NHL	4	0	5	5	-5	0	0	0	0
2011-12	Phoenix	NHL	16	1	8	9	5	10	0	0	0
2014-15	NY Rangers	NHL	19	2	9	11	7	10	0	0	0
2015-16	NY Rangers	NHL	5	1	0	1	-4	2	0	0	0
	<b>NHL TOTALS</b>		<b>51</b>	<b>6</b>	<b>25</b>	<b>31</b>	<b>2</b>	<b>26</b>	<b>1</b>	<b>0</b>	<b>0</b>

## ACCOLADES

**Eighth All-Time in Consecutive NHL Games Played**

**2012 NHL All-Star Game**

**2011 NHL All-Star Game**

**2008 AHL All-Star Game**

**2006 QMJHL Championship**

**2006 CHL Defenseman of the Year**

**2006 CHL First All-Star Team**

**2006 Emile Bouchard Trophy (QMJHL)**

**2006 Telus Cup (QMJHL)**

**2006 QMJHL First All-Star Team**

KEITH YANDLE



# PROSPECTS

// IN THE SYSTEM



## JONATHAN ANG

CENTER | Shoots Right | 5-11, 165 lbs. | Born 1/31/98 in Markham, ON

**DRAFTED:** Selected by Florida in the fourth round (94th overall) of the 2016 NHL Draft

### REGULAR SEASON

	Team	Lge	GP	G	A	Pts	PIM
2013-14	Whitby Fury	OJHL	1	0	0	0	0
2014-15	Peterborough	OHL	59	10	10	20	18
2015-16	Peterborough	OHL	68	21	28	49	44
2016-17	Peterborough	OHL	67	27	32	59	75

### PLAYOFFS

	Team	Lge	GP	G	A	Pts	PIM
2013-14	Whitby	OJHL	-	-	-	-	-
2014-15	Peterborough	OHL	5	0	1	1	4
2015-16	Peterborough	OHL	7	3	6	9	2
2016-17	Peterborough	OHL	12	7	4	11	6



## KARCH BACHMAN

LEFT WING | Shoots Left | 5-11, 179 lbs | Born 3/10/97 in Fort Wayne, IN

**HOW ACQUIRED:** Selected by Florida in the fifth round (132nd overall) of the 2015 NHL Draft

### REGULAR SEASON

	Team	Lge	GP	G	A	Pts	PIM
2012-13	Culver Academy	High-IN	25	14	14	28	10
2013-14	Culver Academy	High-IN	41	36	15	51	28
2013-14	Tri-City	USHL	2	0	0	0	0
2015-16	Green Bay	USHL	5	1	1	2	0
2015-16	Chicago	USHL	24	11	4	15	8
2015-16	Cedar Rapids	USHL	6	2	3	5	2
2016-17	Miami University	NCHC	34	2	4	6	14

### PLAYOFFS

	Team	Lge	GP	G	A	Pts	PIM
2012-13	Culver Academy	High-IN	--	--	--	--	--
2013-14	Culver Academy	High-IN	--	--	--	--	--
2013-14	Tri-City	USHL	--	--	--	--	--
2015-16	Green Bay	USHL	--	--	--	--	--
2015-16	Chicago	USHL	--	--	--	--	--
2015-16	Cedar Rapids	USHL	--	--	--	--	--
2016-17	Miami University	NCHC	--	--	--	--	--



# CHASE BALISY

CENTER | Shoots Left | 5-11, 180 lbs | Born 2/2/92 in Fullerton, CA  
HOW ACQUIRED: Signed by Florida as a free agent on June 1, 2015

## REGULAR SEASON

	Team	Lge	GP	G	A	Pts	PIM
2008-09	USNTDP U-18	NAHL	42	8	14	22	8
2009-10	U.S. National U-18	USHL	26	5	5	10	6
2009-10	U.S. National U-17	USHL	2	0	1	1	2
2010-11	Western Mich.	CCHA	42	12	18	30	12
2011-12	Western Mich.	CCHA	41	13	24	37	35
2012-13	Western Mich.	CCHA	38	11	14	25	12
2013-14	Western Mich.	NCHC	40	13	24	37	14
2014-15	St. John's	AHL	73	21	23	44	30
2015-16	Portland	AHL	69	9	17	26	12
2016-17	Springfield	AHL	76	17	28	45	26

## PLAYOFFS

	Team	Lge	GP	G	A	Pts	PIM
2008-09	USNTDP U-18	NAHL	--	--	--	--	--
2009-10	U.S. National U-18	USHL	--	--	--	--	--
2009-10	U.S. National U-17	USHL	--	--	--	--	--
2010-11	Western Mich.	CCHA	--	--	--	--	--
2011-12	Western Mich.	CCHA	--	--	--	--	--
2012-13	Western Mich.	CCHA	--	--	--	--	--
2013-14	Western Mich.	NCHC	--	--	--	--	--
2014-15	St. John's	AHL	--	--	--	--	--
2015-16	Portland	AHL	2	0	1	1	0
2016-17	Springfield	AHL	--	--	--	--	--



# RYAN BEDNARD

GOALTENDER | Catches Left | 6-4, 179 lbs | Born 3/31/97 in Macomb, Michigan HOW  
ACQUIRED: Selected by Florida in the seventh round (206th overall) of the 2015 NHL Draft

## REGULAR SEASON

	Team	Lge	GP	W	L	T	SO	GAA	Pct
2014-15	Johnstown	NAHL	37	16	16	5	1	2.66	0.913
2014-15	Youngstown	USHL	1	0	1	0	0	4.08	0.889
2015-16	Youngstown	USHL	39	22	8	5	2	2.38	0.918
2016-17	Bowling Green	WCHA	7	4	3	0	1	2.70	0.882

## PLAYOFFS

	Team	Lge	GP	W	L	T	SO	GAA	Pct
2014-15	Johnstown	NAHL	--	--	--	--	--	--	--
2014-15	Youngstown	USHL	--	--	--	--	--	--	--
2015-16	Youngstown	USHL	--	--	--	--	--	--	--
2016-17	Bowling Green	WCHA	--	--	--	--	--	--	--



## HENRIK BORGSTROM

CENTER | Shoots Left | 6-3, 176 lbs. | Born on 8/6/97 in Helsinki, Finland HOW ACQUIRED: Selected by Florida in the first round (23rd overall) of the 2016 NHL Draft

### REGULAR SEASON

	Team	Lge	GP	G	A	Pts	PIM
2013-14	HIFK U18	Finland U18	30	8	12	20	6
2014-15	HIFK U18	Finland U18	21	12	25	37	4
2015-16	HIFK Jr.	Finland Jr.	40	29	26	55	20
2016-17	U. of Denver	NCHC	37	22	21	43	16

### PLAYOFFS

	Team	Lge	GP	G	A	Pts	PIM
2013-14	HIFK U18	Finland U18	5	1	0	1	0
2014-15	HIFK U18	Finland U18	12	7	8	15	2
2015-16	HIFK Jr.	Finland Jr.	4	4	2	6	0
2016-17	U. of Denver	NCHC	--	--	--	--	--



## CONNOR BRICKLEY

LEFT WING | 6-0, 203 lbs. | Born 2/25/92 in Everett, MA HOW ACQUIRED: Signed by Florida as an unrestricted free agent on July 1, 2017.

### REGULAR SEASON

	Team	Lge	GP	G	A	Pts	PIM
2009-10	Des Moines	USHL	52	22	21	43	68
2010-11	U. of Vermont	H-East	35	4	9	13	33
2011-12	U. of Vermont	H-East	23	9	3	12	16
2012-13	U. of Vermont	H-East	24	3	5	8	31
2013-14	U. of Vermont	H-East	35	5	10	15	49
2013-14	San Antonio	AHL	8	1	1	2	4
2014-15	San Antonio	AHL	73	22	25	47	66
2015-16	Florida	NHL	23	1	4	5	14
2015-16	Portland	AHL	45	12	15	27	26
2016-17	Charlotte	AHL	69	15	11	26	57

### PLAYOFFS

	Team	Lge	GP	G	A	Pts	PIM
2009-10	Des Moines	USHL	--	--	--	--	--
2010-11	U. of Vermont	H-East	--	--	--	--	--
2011-12	U. of Vermont	H-East	--	--	--	--	--
2012-13	U. of Vermont	H-East	--	--	--	--	--
2013-14	U. of Vermont	H-East	--	--	--	--	--
2013-14	San Antonio	AHL	--	--	--	--	--
2014-15	San Antonio	AHL	3	1	1	2	0
2015-16	Florida	NHL	--	--	--	--	--
2015-16	Portland	AHL	2	5	0	1	1
2016-17	Charlotte	AHL	8	5	2	2	4





## JOSH BROWN

DEFENSE | Shoots Right | 6-5, 213 lbs. | Born 1/21/94 in London, ON

HOW ACQUIRED: Selected by Florida in the sixth round (152nd overall) of the 2013 NHL Draft

### REGULAR SEASON

	Team	Lge	GP	G	A	Pts	PIM
2010-11	Whitby	OJHL	35	6	4	10	59
2011-12	Oshawa	OHL	46	0	4	4	49
2012-13	Oshawa	OHL	68	0	16	16	79
2013-14	Oshawa	OHL	56	2	10	12	83
2014-15	Oshawa	OHL	60	4	17	21	92
2015-16	Portland	AHL	10	0	1	1	7
2015-16	Manchester	ECHL	54	1	11	12	80
2016-17	Springfield	AHL	72	3	10	13	96

### PLAYOFFS

	Team	Lge	GP	G	A	Pts	PIM
2010-11	Whitby	OJHL	--	--	--	--	--
2011-12	Oshawa	OHL	2	0	0	0	0
2012-13	Oshawa	OHL	9	1	4	5	11
2013-14	Oshawa	OHL	9	0	0	0	18
2014-15	Oshawa	OHL	21	2	2	4	30
2015-16	Portland	AHL	--	--	--	--	--
2015-16	Manchester	ECHL	5	0	0	0	4
2016-17	Springfield	AHL	--	--	--	--	--



# ALEXANDER DELNOV

LEFT WING | Shoots Left | 6-0, 189 lbs. | Born 1/14/94 in Moscow, Russia

HOW ACQUIRED: Selected by Florida in the fourth round (114th overall) of the 2012 NHL Draft

## REGULAR SEASON

	Team	Lge	GP	G	A	Pts	PIM
2011-12	Mytischii Jr.	MHL	47	11	11	22	16
2012-13	Seattle	WHL	69	20	29	49	33
2012-13	San Antonio	AHL	6	0	0	0	0
2013-14	Seattle	WHL	71	29	34	63	42
2014-15	Yugra	KHL	2	0	0	0	2
2014-15	Yugry	MHL	42	15	33	48	39
2015-16	Khabarovsk	KHL	8	0	0	0	6
2015-16	Zvedza	VHL	4	0	1	1	2
2015-16	Penza	VHL	20	10	4	14	2
2016-17	Sochi HC	KHL	20	1	1	2	6

## PLAYOFFS

	Team	Lge	GP	G	A	Pts	PIM
2011-12	Mytischii Jr.	MHL	--	--	--	--	--
2012-13	Seattle	WHL	7	2	2	4	0
2012-13	San Antonio	AHL	--	--	--	--	--
2013-14	Seattle	WHL	9	4	0	4	8
2014-15	Yugra	KHL	--	--	--	--	--
2014-15	Yugry	MHL	9	6	7	13	2
2015-16	Khabarovsk	KHL	--	--	--	--	--
2015-16	Zvedza	VHL	--	--	--	--	--
2015-16	Penza	VHL	--	--	--	--	--
2016-17	Sochi HC	KHL	--	--	--	--	--



# MICHAEL DOWNING

DEFENSE | Shoots Left | 6-2, 200 lbs. | Born 5/19/95 in Canton, MI

HOW ACQUIRED: Selected by Florida in the fourth round (97th overall) of the 2013 NHL Draft

## REGULAR SEASON

	Team	Lge	GP	G	A	Pts	PIM
2011-12	Dubuque	USHL	54	4	10	14	68
2012-13	Dubuque	USHL	52	3	20	23	107
2013-14	U. of Michigan	Big-10	34	2	10	12	60
2014-15	U. of Michigan	Big-10	36	6	16	22	76
2015-16	U. of Michigan	Big-10	35	3	17	20	66
2015-16	Portland	AHL	1	0	0	0	4
2016-17	Springfield	AHL	67	2	11	13	65

## PLAYOFFS

	Team	Lge	GP	G	A	Pts	PIM
2011-12	Dubuque	USHL	5	1	1	2	4
2012-13	Dubuque	USHL	11	0	3	3	6
2013-14	U. of Michigan	Big-10	--	--	--	--	--
2014-15	U. of Michigan	Big-10	--	--	--	--	--
2015-16	U. of Michigan	Big-10	--	--	--	--	--
2015-16	Portland	AHL	--	--	--	--	--
2016-17	Springfield	AHL	--	--	--	--	--



# MIGUEL FIDLER

LEFT WING | Shoots Left | 6-1, 200 lbs. | Born 3/17/96 in Edina, MN

HOW ACQUIRED: Selected in the fifth round (143rd overall) of the 2014 NHL Draft

## REGULAR SEASON

	Team	Lge	GP	G	A	Pts	PIM
2011-12	Edina	High-MN	25	2	9	11	42
2012-13	Edina	High-MN	23	5	6	11	28
2013-14	Team Southwest	UMHSEL	20	5	4	9	32
2013-14	Edina	High-MN	25	16	25	41	24
2014-15	Lincoln	USHL	45	5	16	21	55
2014-15	Madison	USHL	15	2	4	6	8
2015-16	Ohio State	Big-10	20	3	4	7	14
2016-17	Ohio State	Big-10	34	4	6	10	26

## PLAYOFFS

	Team	Lge	GP	G	A	Pts	PIM
2011-12	Edina	High-MN	5	4	3	7	0
2012-13	Edina	High-MN	6	3	1	4	4
2013-14	Team Southwest	UMHSEL	3	3	4	7	10
2013-14	Edina	High-MN	5	4	5	9	4
2014-15	Lincoln	USHL	--	--	--	--	--
2014-15	Madison	USHL	--	--	--	--	--
2015-16	Ohio State	Big-10	--	--	--	--	--
2016-17	Ohio State	Big-10	--	--	--	--	--



## BENJAMIN FINKELSTEIN

DEFENSE | Shoots Right | 5-9, 195 lbs. | Born 10/1/97 in South Burlington, VT  
HOW ACQUIRED: Selected by Florida in the seventh round (195th overall) of the 2016 NHL Draft

### REGULAR SEASON

	Team	Lge	GP	G	A	Pts	PIM
2013-14	Kimball Union	USHS	37	7	18	25	
2013-14	Boston Jr. U18	MHSL U18	8	1	3	4	0
2014-15	Kimball Union	USHS	28	7	19	26	
2015-16	Kimball Union	USHS	35	24	46	70	
2015-16	Boston Jr. U18	MHSL U18	11	8	16	24	2
2016-17	St. Lawrence	ECAC	37	5	18	23	14

### PLAYOFFS

	Team	Lge	GP	G	A	Pts	PIM
2013-14	Kimball Union	USHS	--	--	--	--	--
2013-14	Boston Jr. U18	MHSL U18	--	--	--	--	--
2014-15	Kimball Union	USHS	--	--	--	--	--
2015-16	Kimball Union	USHS	--	--	--	--	--
2015-16	Boston Jr. U18	MHSL U18	--	--	--	--	--
2016-17	St. Lawrence	ECAC	--	--	--	--	--



## MAX GILDON


DEFENSE | Shoots Left | 6-3, 191 lbs. | Born 5/17/99 in Plano, TX  
HOW ACQUIRED: Selected by Florida in the 3rd round (66th overall) in the 2017 NHL Draft

### REGULAR SEASON

	Team	Lge	GP	G	A	Pts	PIM
2015-16	U.S. National Under-17 Team	USHL	35	0	7	7	34
2016-17	U.S. National Under-18 Team	USHL	26	5	9	14	28

### PLAYOFFS

	Team	Lge	GP	G	A	Pts	PIM
2015-16	U.S. National Under-17 Team	USHL	--	--	--	--	--
2016-17	U.S. National Under-18 Team	USHL	--	--	--	--	--



# ALEXANDRE GRENIER

RIGHT WING | 6-5, 200 lbs. | Born 9/5/91 in Laval, QC

HOW ACQUIRED: Signed by Florida as a free agent on July 3, 2017

## REGULAR SEASON

	Team	Lge	GP	G	A	Pts	PIM
2009-10	St. Jerome	QJHL	51	26	28	54	63
2010-11	Quebec	QMJHL	31	9	15	24	6
2011-12	Halifax	QMJHL	64	25	39	64	42
2012-13	Salzburg EC	Austria	25	5	8	13	21
2012-13	Chicago Wolves	AHL	4	0	0	0	2
2012-13	Kalamazoo Wings	ECHL	37	10	21	31	51
2013-14	Utica Comets	AHL	68	17	22	39	56
2014-15	Utica Comets	AHL	67	17	26	43	71
2015-16	Utica Comets	AHL	69	16	32	48	43
2015-16	Vancouver	NHL	6	0	0	0	2
2016-17	Utica Comets	AHL	69	17	28	45	52
2016-17	Vancouver	NHL	3	0	0	0	0

## PLAYOFFS

	Team	Lge	GP	G	A	Pts	PIM
2009-10	St. Jerome	QJHL	--	--	--	--	--
2010-11	Quebec	QMJHL	15	8	8	16	4
2011-12	Halifax	QMJHL	17	4	12	16	19
2012-13	Salzburg EC	Austria	--	--	--	--	--
2012-13	Chicago Wolves	AHL	--	--	--	--	--
2012-13	Kalamazoo Wings	ECHL	--	--	--	--	--
2013-14	Utica Comets	AHL	--	--	--	--	--
2014-15	Utica Comets	AHL	23	6	9	15	25
2015-16	Utica Comets	AHL	4	2	1	3	2
2015-16	Vancouver	NHL	--	--	--	--	--
2016-17	Utica Comets	AHL	--	--	--	--	--
2016-17	Vancouver	NHL	--	--	--	--	--



# JAYCE HAWRYLUK

CENTER | Shoots Right | 5-10, 188 lbs. | Born 1/1/96 in Yorkton, SK

HOW ACQUIRED: Selected by Florida in the second round (32nd overall) of the 2014 NHL Draft

## REGULAR SEASON

	Team	Lge	GP	G	A	Pts	PIM
2012-13	Brandon Wheat Kings	WHL	61	18	25	43	46
2013-14	Brandon Wheat Kings	WHL	59	24	40	64	44
2014-15	Brandon Wheat Kings	WHL	54	30	35	65	69
2015-16	Brandon Wheat Kings	WHL	58	47	59	106	101
2016-17	Springfield Thunderbirds	AHL	47	9	17	26	47

## PLAYOFFS

	Team	Lge	GP	G	A	Pts	PIM
2012-13	Brandon Wheat Kings	WHL	--	--	--	--	--
2013-14	Brandon Wheat Kings	WHL	8	5	7	12	14
2014-15	Brandon Wheat Kings	WHL	16	10	9	19	24
2015-16	Brandon Wheat Kings	WHL	21	7	22	29	39
2016-17	Springfield Thunderbirds	AHL	--	--	--	--	--



## ALEKSI HEPONIEMI

CENTER | Shoots Left | 5-10, 147 lbs. | Born 1/9/99 in Tampere, Finland  
HOW ACQUIRED: Selected by Florida in the second round (40th overall) of the 2017 NHL Draft

### REGULAR SEASON

	Team	Lge	GP	G	A	Pts	PIM
2016-17	Swift Current Broncos	WHL	72	28	58	86	18

### PLAYOFFS

	Team	Lge	GP	G	A	Pts	PIM
2016-17	Swift Current Broncos	WHL	14	0	8	8	8



## LINUS HULTSTROM

DEFENSE | Shoots Right | 5-11, 180 lbs. | Born 12/9/92 in Vimmerby, Sweden  
HOW ACQUIRED: Signed as a free agent on May 3, 2016

### REGULAR SEASON

	Team	Lge	GP	G	A	Pts	PIM
2009-10	Linkopings HC	SEL	1	0	0	0	0
2011-12	Linkopings HC	SEL	5	0	0	0	4
2011-12	Oskarshamn IK	Swe-1	47	5	12	17	26
2012-13	Linkopings HC	SEL	55	5	3	8	32
2013-14	Linkopings HC	SweHL	31	1	1	2	8
2013-14	Oskarshamn IK	Swe-1	23	2	9	11	6
2014-15	Linkopings HC	SHL	5	0	0	0	0
2014-15	Leksands IF	SHL	48	10	23	33	20
2015-16	Djurgardens IF	SHL	52	12	19	31	16
2016-17	Djurgardens IF	SweHL	44	7	13	20	24

### PLAYOFFS

	Team	Lge	GP	G	A	Pts	PIM
2009-10	Linkopings HC	SEL	--	--	--	--	--
2011-12	Linkopings HC	SEL	--	--	--	--	--
2011-12	Oskarshamn IK	Swe-1	--	--	--	--	--
2012-13	Linkopings HC	SEL	10	0	2	2	2
2013-14	Linkopings HC	SweHL	10	0	3	3	4
2013-14	Oskarshamn IK	Swe-1	--	--	--	--	--
2014-15	Linkopings HC	SHL	--	--	--	--	--
2014-15	Leksands IF	SHL	--	--	--	--	--
2015-16	Djurgardens IF	SHL	8	3	9	12	6
2016-17	Djurgardens IF	SweHL	3	0	1	1	2



## DRYDEN HUNT

LEFT WING | Shoots Left | 6-0, 201 lbs. | Born 11/24/95 in Nelson, BC  
HOW ACQUIRED: Signed as a free agent on March 2, 2016

### REGULAR SEASON

	Team	Lge	GP	G	A	Pts	PIM
2010-11	Trail	BCHL	4	0	0	0	0
2011-12	Regina	WHL	62	5	5	10	28
2012-13	Regina	WHL	2	0	0	0	0
2013-14	Regina	WHL	62	21	19	40	64
2014-15	Regina	WHL	37	14	33	47	32
2014-15	Medicine Hat	WHL	34	19	17	36	18
2015-16	Moose Jaw	WHL	72	58	58	116	48
2016-17	Springfield Thunderbirds	AHL	70	13	18	31	65
2016-17	Manchester Monarchs	ECHL	2	2	0	2	0

### PLAYOFFS

	Team	Lge	GP	G	A	Pts	PIM
2010-11	Trail	BCHL	--	--	--	--	--
2011-12	Regina	WHL	3	0	0	0	0
2012-13	Regina	WHL	--	--	--	--	--
2013-14	Regina	WHL	4	4	1	5	4
2014-15	Regina	WHL	--	--	--	--	--
2014-15	Medicine Hat	WHL	10	5	2	7	6
2015-16	Moose Jaw	WHL	10	7	9	16	8
2016-17	Springfield Thunderbirds	AHL	--	--	--	--	--
2016-17	Manchester Monarchs	ECHL	--	--	--	--	--



## TYLER INAMOTO

DEFENSE | Shoots Left | 6-2, 194 lbs. | Born 5/6/99 in Barrington, IL  
HOW ACQUIRED: Selected by Florida in the fifth round (133rd overall) in the 2017 NHL Draft

### REGULAR SEASON

	Team	Lge	GP	G	A	Pts	PIM
2015-16	U.S. National Under-17	USHL	14	0	1	1	37
2016-17	U.S. National Under-18	USHL	17	2	5	7	49

### PLAYOFFS

	Team	Lge	GP	G	A	Pts	PIM
2015-16	U.S. National Under-17	USHL	--	--	--	--	--
2016-17	U.S. National Under-18	USHL	--	--	--	--	--



## YAROSLAV KOSOV

LEFT WING | Shoots Left | 6-3, 220 lbs. | Born 7/5/93 in Magnitogorsk, Russia

HOW ACQUIRED: Selected by Florida in the fifth round (124th overall) of the 2011 NHL Draft

### REGULAR SEASON

	Team	Lge	GP	G	A	Pts	PIM
2010-11	Magnitogorsk Jr.	MHL	42	11	10	21	22
2011-12	Magnitogorsk Jr.	MHL	12	6	4	10	6
2011-12	Magnitogorsk	KHL	27	4	5	9	6
2012-13	Magnitogorsk	KHL	40	4	3	7	10
2013-14	Magnitogorsk	KHL	32	2	2	4	0
2013-14	Magnitogorsk Jr.	MHL	2	1	2	3	0
2013-14	Orsk	VHL	2	1	1	2	2
2014-15	Magnitogorsk	KHL	52	4	5	9	14
2015-16	Magnitogorsk	KHL	53	4	1	5	28
2016-17	Magnitogorsk	KHL	41	3	2	5	27

### PLAYOFFS

	Team	Lge	GP	G	A	Pts	PIM
2010-11	Magnitogorsk Jr.	MHL	17	6	1	7	0
2011-12	Magnitogorsk Jr.	MHL	6	0	0	0	0
2011-12	Magnitogorsk	KHL	7	0	0	0	0
2012-13	Magnitogorsk	KHL	5	0	0	0	0
2013-14	Magnitogorsk	KHL	21	2	1	3	0
2013-14	Magnitogorsk Jr.	MHL	--	--	--	--	--
2013-14	Orsk	VHL	--	--	--	--	--
2014-15	Magnitogorsk	KHL	5	0	0	0	4
2015-16	Magnitogorsk	KHL	23	4	3	7	6
2016-17	Magnitogorsk	KHL	18	4	2	6	8





## JUHO LAMMIKKO

RIGHT WING | Shoots Left | 6-3, 203 lbs. | Born 1/29/96 in Noormarkku, Finland  
HOW ACQUIRED: Selected in the third round (65th overall) of the 2014 NHL Draft

### REGULAR SEASON

	Team	Lge	GP	G	A	Pts	PIM
2011-12	Assat U-18	FIN U-18	2	0	1	1	0
2011-12	Assat Jr.	FIN Jr.	2	0	1	1	0
2012-13	Assat U-18	FIN U-18	31	21	32	53	22
2012-13	Assat Jr.	FIN Jr.	15	0	1	1	10
2013-14	Assat Jr.	FIN Jr.	37	17	25	42	32
2013-14	Assat	SM-liiga	20	0	1	1	0
2014-15	Kingston	OHL	64	18	26	44	36
2015-16	Portland	AHL	1	0	0	0	2
2015-16	Assat	SM-liiga	5	2	0	2	4
2015-16	Kingston	OHL	59	22	33	55	51
2016-17	Springfield	AHL	47	6	5	11	24

### PLAYOFFS

	Team	Lge	GP	G	A	Pts	PIM
2011-12	Assat U-18	FIN U-18	--	--	--	--	--
2011-12	Assat Jr.	FIN Jr.	--	--	--	--	--
2012-13	Assat U-18	FIN U-18	9	5	6	11	12
2012-13	Assat Jr.	FIN Jr.	--	--	--	--	--
2013-14	Assat Jr.	FIN Jr.	11	3	5	8	28
2013-14	Assat	SM-liiga	--	--	--	--	--
2014-15	Kingston	OHL	4	1	1	2	8
2015-16	Portland	AHL	--	--	--	--	--
2015-16	Assat	SM-liiga	--	--	--	--	--
2015-16	Kingston	OHL	9	3	4	7	6
2016-17	Springfield	AHL	--	--	--	--	--



## MAXIM MAMIN

CENTER | Shoots Left | 6-0, 170 lbs. | Born 1/13/95 in Moscow, Russia  
HOW ACQUIRED: Selected by Florida in the sixth round (175th overall) of the 2016 NHL Draft

### REGULAR SEASON

	Team	Lge	GP	G	A	Pts	PIM
2014-15	CSKA Moscow	KHL	39	5	5	10	10
2015-16	CSKA Moscow	KHL	48	4	3	7	67
2016-17	CSKA Moscow	KHL	42	12	13	25	15

### PLAYOFFS

	Team	Lge	GP	G	A	Pts	PIM
2014-15	CSKA Moscow	KHL	14	0	0	0	27
2015-16	CSKA Moscow	KHL	19	1	1	2	14
2016-17	CSKA Moscow	KHL	9	2	1	3	2



## ADAM MASCHERIN

LEFT WING | Shoots Left | 5-9, 193 lbs. | Born 6/6/98 in Maple, Ontario  
HOW ACQUIRED: Selected by Florida in the second round (38th overall) of the 2016 NHL Draft

### REGULAR SEASON

	Team	Lge	GP	G	A	Pts	PIM
2013-14	Georgetown	OJHL	5	5	7	12	0
2014-15	Kitchener	OHL	62	12	17	29	18
2015-16	Kitchener	OHL	65	35	46	81	16
2016-17	Kitchener	OHL	65	35	65	100	20

### PLAYOFFS

	Team	Lge	GP	G	A	Pts	PIM
2013-14	Georgetown	OJHL	11	6	2	8	0
2014-15	Kitchener	OHL	6	1	1	2	4
2015-16	Kitchener	OHL	9	6	6	12	0
2016-17	Kitchener	OHL	5	1	3	4	2



## SAMUEL MONTEMBEAULT

GOALTENDER | Catches Left | 6-3, 180 lbs. | Born 10/30/96 in Becancour, QC  
HOW ACQUIRED: Selected by Florida in the third round (77th overall) of the 2015 NHL Draft

### REGULAR SEASON

	Team	Lge	GP	W	L	T	OT	SO	Sv%	GAA
2013-14	Blainville-Boisbriand	QMJHL	14	9	1	1		0	.898	2.35
2014-15	Blainville-Boisbriand	QMJHL	52	33	11	7		3	.891	2.59
2015-16	Blainville-Boisbriand	QMJHL	47	17	27			3	0.901	2.63
2016-17	Blainville-Boisbriand	QMJHL	41	28	9	0		6	.907	2.40

### PLAYOFFS

	Team	Lge	GP	W	L	SO	Sv%	GAA
2013-14	Blainville-Boisbriand	QMJHL	1	1	0	0	0.824	3.4
2014-15	Blainville-Boisbriand	QMJHL	6	2	4	0	0.878	2.38
2015-16	Blainville-Boisbriand	QMJHL	11	5	6	1	0.925	2.45
2016-17	Blainville-Boisbriand	QMJHL	18	12	6	0	0.91	2.35



# LINUS NASSEN

DEFENSEMAN | Shoots Left | 6-0, 167 lbs. | Born 5/10/98 in Norrtälje, Sweden  
HOW ACQUIRED: Selected by Florida in the third round (89th overall) of the 2016 NHL Draft

## REGULAR SEASON

	Team	Lge	GP	G	A	Pts	PIM
2013-14	SDE HF U18	Sweden U18	29	6	7	13	8
2014-15	Lulea U18	Sweden U18	39	8	19	27	32
2014-15	Lulea Jr.	Sweden Jr.	5	0	0	0	0
2015-16	Lulea U18	Sweden U18	2	0	0	0	2
2015-16	Lulea Jr.	Sweden Jr.	42	5	16	21	22
2015-16	Lulea	SHL	10	0	0	0	0
2016-17	Lulea HF	SweHL	21	1	1	2	2
2016-17	AIK	Swe-1	4	0	0	0	2

## PLAYOFFS

	Team	Lge	GP	G	A	Pts	PIM
2013-14	SDE HF U18	Sweden U18	6	1	1	2	2
2014-15	Lulea U18	Sweden U18	--	--	--	--	--
2014-15	Lulea Jr.	Sweden Jr.	--	--	--	--	--
2015-16	Lulea U18	Sweden U18	--	--	--	--	--
2015-16	Lulea Jr.	Sweden Jr.	2	0	0	0	2
2015-16	Lulea	SHL	--	--	--	--	--
2016-17	Lulea HF	SweHL	--	--	--	--	--
2016-17	AIK	Swe-1	--	--	--	--	--



# SEBASTIAN REPO

RIGHT WING | Shoots Right | 6-3 189 lbs. | Born 6/23/96 in Lahti, Finland  
HOW ACQUIRED: Selected by Florida in the sixth round (184th overall) of the 2017 NHL Draft

## REGULAR SEASON

	Team	Lge	GP	G	A	Pts	PIM
2014-15	Peliitat Heinola	Mestis	4	0	0	0	2
2014-15	Pelicans	SM-liiga	10	0	0	0	2
2014-15	Sioux City	USHL	25	6	9	15	20
2015-16	Pelicans	SM-liiga	50	15	13	28	14
2015-16	Peliitat Heinola	Mestis	1	1	2	3	0
2016-17	Pelicans	SM-liiga	8	0	3	3	2
2016-17	Peliitat Heinola	Mestis	4	2	2	4	4
2016-17	Tappara Tampere	SM-liiga	46	11	21	32	78

## PLAYOFFS

	Team	Lge	GP	G	A	Pts	PIM
2014-15	Peliitat Heinola	Mestis	--	--	--	--	--
2014-15	Pelicans	SM-liiga	--	--	--	--	--
2014-15	Sioux City	USHL	5	0	0	0	2
2015-16	Pelicans	SM-liiga	6	0	2	2	4
2015-16	Peliitat Heinola	Mestis	--	--	--	--	--
2016-17	Pelicans	SM-liiga	--	--	--	--	--
2016-17	Peliitat Heinola	Mestis	--	--	--	--	--
2016-17	Tappara Tampere	SM-liiga	18	6	1	7	16



# HARRI SATERI

GOALTENDER | 6-1, 205 lbs. | Born 12/29/89 in Toijala, FIN

HOW ACQUIRED: Signed by Florida as a free agent on July 1, 2017

## REGULAR SEASON

	Team	Lge	GP	W	L	T	OT	SO	GAA	Sv%
2008-09	Tappara Tampere	SM-liiga	22	6	12	3		2	2.30	.921
2009-10	Tappara Tampere	SM-liiga	49	21	22	4		2	2.73	.915
2010-11	Worcester	AHL	7	1	3	1		0	2.56	.918
2011-12	Worcester	AHL	38	15	20	1		2	2.86	.908
2012-13	Worcester	AHL	39	14	21	3		1	2.89	.903
2013-14	Worcester	AHL	45	18	24	2		1	2.95	.894
2014-15	Chekhov Vityaz	KHL	45	17	21	5		3	2.95	.911
2015-16	Chekhov Vityaz	KHL	45	15	23	6		4	2.43	.929
2016-17	Chekhov Vityaz	KHL	42	20	16	5		2	2.5	0.929

## PLAYOFFS

	Team	Lge	GP	W	L	T	OT	SO	GAA	Sv%
2008-09	Tappara Tampere	SM-liiga	--	--	--	--	--	--	--	--
2009-10	Tappara Tampere	SM-liiga	--	--	--	--	--	--	--	--
2010-11	Worcester Sharks	AHL	--	--	--	--	--	--	--	--
2011-12	Worcester Sharks	AHL	--	--	--	--	--	--	--	--
2012-13	Worcester Sharks	AHL	--	--	--	--	--	--	--	--
2013-14	Worcester Sharks	AHL	--	--	--	--	--	--	--	--
2014-15	Chekhov Vityaz	KHL	--	--	--	--	--	--	--	--
2015-16	Chekhov Vityaz	KHL	--	--	--	--	--	--	--	--
2016-17	Chekhov Vityaz	KHL	4	0	4	0			5.56	0.875



# REECE SCARLETT

DEFENSE | 6-1, 175 lbs. | Born 3/31/93 in Edmonton, AB

HOW ACQUIRED: Traded to Florida from New Jersey in exchange for Shane Harper on March 1, 2017

## REGULAR SEASON

	Team	Lge	GP	G	A	Pts	PIM
2008-09	Swift Current	WHL	1	0	0	0	0
2009-10	Swift Current	WHL	65	1	9	10	49
2010-11	Swift Current	WHL	72	6	18	24	59
2011-12	Swift Current	WHL	71	9	40	49	74
2012-13	Swift Current	WHL	67	9	40	49	66
2013-14	Albany	AHL	48	6	14	20	18
2014-15	Albany	AHL	57	2	23	25	27
2015-16	Albany	AHL	60	4	22	26	64
2016-17	Albany	AHL	50	4	17	21	53
2016-17	Springfield	AHL	1	1	0	1	0

## PLAYOFFS

	Team	Lge	GP	G	A	Pts	PIM
2008-09	Swift Current	WHL	--	--	--	--	--
2009-10	Swift Current	WHL	4	0	2	2	4
2010-11	Swift Current	WHL	--	--	--	--	--
2011-12	Swift Current	WHL	--	--	--	--	--
2012-13	Swift Current	WHL	5	0	3	3	10
2013-14	Albany	AHL	--	--	--	--	--
2014-15	Albany	AHL	--	--	--	--	--
2015-16	Albany	AHL	10	0	0	0	0
2016-17	Albany	AHL	--	--	--	--	--
2016-17	Springfield	AHL	--	--	--	--	--



## THOMAS SCHEMITSCH

DEFENSE | Shoots Right | 6-4, 206 lbs. | Born 10/26/96 in Thornhill, ON  
HOW ACQUIRED: Selected by Florida in the third round (88th overall) of the 2015 NHL Draft

### REGULAR SEASON

	Team	Lge	GP	G	A	Pts	PIM
2012-13	Toronto Lakeshore	OJHL	4	0	0	0	0
2013-14	Owen Sound	OHL	63	6	11	17	26
2014-15	Owen Sound	OHL	68	14	35	49	36
2015-16	Owen Sound	OHL	51	9	22	31	22
2016-17	Springfield	AHL	37	1	3	4	4
2016-17	Manchester	ECHL	17	1	7	8	6

### PLAYOFFS

	Team	Lge	GP	G	A	Pts	PIM
2012-13	Toronto Lakeshore	OJHL	1	0	0	0	0
2013-14	Owen Sound	OHL	5	1	0	1	2
2014-15	Owen Sound	OHL	5	0	2	2	2
2015-16	Owen Sound	OHL	6	0	4	4	2
2016-17	Springfield	AHL	--	--	--	--	--
2016-17	Manchester	ECHL	16	0	6	6	8



## PATRICK SHEA

CENTER | Shoots Right | 5-11, 186 lbs. | Born 3/25/97 in Marshfield, MA  
HOW ACQUIRED: Selected by Florida in the seventh round (192nd overall) of the 2015 NHL Draft

### REGULAR SEASON

	Team	Lge	GP	G	A	Pts	PIM
2014-15	Boston Jr. Bruins	Minor-MA	11	5	7	12	20
2014-15	Kimball Union	High-NH	33	19	20	39	
2015-16	Boston Jr. Bruins	T118U-MA	11	6	9	15	50
2015-16	Kimball Union	High-NH	35	26	45	71	
2016-17	U. of Maine	H-East	33	5	11	16	12

### PLAYOFFS

	Team	Lge	GP	G	A	Pts	PIM
2014-15	Boston Jr. Bruins	Minor-MA	--	--	--	--	--
2014-15	Kimball Union	High-NH	--	--	--	--	--
2015-16	Boston Jr. Bruins	T118U-MA	--	--	--	--	--
2015-16	Kimball Union	High-NH	--	--	--	--	--
2016-17	U. of Maine	H-East	--	--	--	--	--



## RILEY STILLMAN

DEFENSEMAN | Shoots Left | 6-1, 180 lbs. | Born 3/9/98 in Peterborough, Ontario  
HOW ACQUIRED: Selected by Florida in the fourth round (114th overall) of the 2016 NHL Draft

### REGULAR SEASON

	Team	Lge	GP	G	A	Pts	PIM
2014-15	Cobourg	OJHL	46	5	19	24	53
2014-15	Oshawa	OHL	9	0	0	0	5
2015-16	Oshawa	OHL	62	6	15	21	69
2016-17	Oshawa	OHL	62	11	22	33	76

### PLAYOFFS

	Team	Lge	GP	G	A	Pts	PIM
2014-15	Cobourg	OJHL	9	1	1	2	16
2014-15	Oshawa	OHL	--	--	--	--	--
2015-16	Oshawa	OHL	5	0	0	0	2
2016-17	Oshawa	OHL	11	1	9	10	8



## OWEN TIPPETT

RIGHT WING | Shoots Right | 6-0, 200 lbs | Born 2/16/99 in Peterborough, ONT  
HOW ACQUIRED: Selected by Florida in the first round (10th overall) of the 2017 NHL draft

### REGULAR SEASON

	Team	Lge	GP	G	A	Pts	PIM
2014-15	Toronto Jr. Canadiens	OJHL	6	2	1	3	2
2015-16	Mississauga	OHL	48	15	5	20	10
2016-17	Mississauga	OHL	60	44	31	75	36

### PLAYOFFS

	Team	Lge	GP	G	A	Pts	PIM
2014-15	Toronto Jr. Canadiens	OJHL	--	--	--	--	--
2015-16	Mississauga	OHL	7	1	2	3	4
2016-17	Mississauga	OHL	20	10	9	19	14



# CHRIS WILKIE

RIGHT WING | Shoots Right | 6-0, 199 lbs. | Born 7/10/96 in Omaha, NE  
HOW ACQUIRED: Selected by Florida in the sixth round (162nd overall) of the 2015 NHL Draft

## REGULAR SEASON

	Team	Lge	GP	G	A	Pts	PIM
2011-12	Lincoln	USHL	1	0	0	0	0
2012-13	U.S. National Development Team	USHL	38	7	7	14	38
2013-14	Tri-City	USHL	57	17	19	36	39
2014-15	Tri-City	USHL	59	35	20	55	66
2015-16	U. of North Dakota	NCHC	32	5	4	9	14
2016-17	U. of North Dakota	NCHC	30	1	9	10	18

## PLAYOFFS

	Team	Lge	GP	G	A	Pts	PIM
2011-12	Lincoln	USHL	--	--	--	--	--
2012-13	U.S. National Development Team	USHL	--	--	--	--	--
2013-14	Tri-City	USHL	--	--	--	--	--
2014-15	Tri-City	USHL	7	3	3	6	22
2015-16	U. of North Dakota	NCHC	--	--	--	--	--
2016-17	U. of North Dakota	NCHC	--	--	--	--	--





## CURTIS VALK

CENTER | 5-9, 170 lbs. | Born 2/8/93 in Medicine Hat, AB  
HOW ACQUIRED: Signed by Florida as a free agent on July 1, 2017

### REGULAR SEASON

	Team	Lge	GP	G	A	Pts	PIM
2009-10	Brooks Bandits	AJHL	2	0	0	0	0
2009-10	Medicine Hat	WHL	4	0	0	0	2
2010-11	Medicine Hat	WHL	56	8	9	17	19
2011-12	Medicine Hat	WHL	67	24	31	55	35
2012-13	Medicine Hat	WHL	71	46	45	91	54
2013-14	Medicine Hat	WHL	72	47	45	92	36
2014-15	Kalamazoo	ECHL	31	11	19	30	12
2014-15	Utica	AHL	1	0	0	0	0
2015-16	Utica	AHL	12	2	4	6	2
2015-16	Kalamazoo	ECHL	30	16	17	33	14
2016-17	Utica	AHL	75	16	30	46	49

### PLAYOFFS

	Team	Lge	GP	G	A	Pts	PIM
2009-10	Brooks Bandits	AJHL	--	--	--	--	--
2009-10	Medicine Hat	WHL	--	--	--	--	--
2010-11	Medicine Hat	WHL	15	1	4	5	6
2011-12	Medicine Hat	WHL	8	6	4	10	4
2012-13	Medicine Hat	WHL	8	3	2	5	4
2013-14	Medicine Hat	WHL	--	18	12	9	21
2014-15	Kalamazoo	ECHL	--	--	--	--	--
2014-15	Utica	AHL	--	--	--	--	--
2015-16	Utica	AHL	--	--	--	--	--
2015-16	Kalamazoo	ECHL	--	--	--	--	--
2016-17	Utica	AHL	--	--	--	--	--



# AHL AFFILIATE


// **SPRINGFIELD THUNDERBIRDS**



Springfield Thunderbirds  
MassMutual Center  
1277 Main St  
Springfield, MA 01103  
(413) 787-6610



**GEORDIE KINNEAR**  
Head Coach



**DOUG JANIK**  
Assistant Coach



**MIKE RYAN**  
Assistant Coach



**LEO LUONGO**  
Goaltending Coach

## **EASTERN CONFERENCE**

Bridgeport Sound Tigers  
Charlotte Checkers  
Hartford Wolf Pack  
Hershey Bears  
Lehigh Valley Phantoms  
Providence Bruins  
Springfield Thunderbirds  
Wilkes-Barre/Scranton  
Penguins  
Belleville Senators

Binghamton Devils  
Laval Rocket  
Rochester Americans  
Syracuse Crunch  
Toronto Marlies  
Utica Comets

## **WESTERN CONFERENCE**

Chicago Wolves  
Cleveland Monsters  
Grand Rapids Griffins  
Iowa Wild  
Manitoba Moose  
Milwaukee Admirals  
Rockford Ice Hogs  
Bakersfield Condors  
Ontario Reign  
San Antonio Rampage

San Diego Gulls  
San Jose Barracuda  
Stockton Heat  
Texas Stars  
Tucson Roadrunners



# AHL SCHEDULE

## // SPRINGFIELD THUNDERBIRDS

DATE	TIME	OPPONENT	DATE	TIME	OPPONENT
Sat. 10/7/17	7:05 PM	@Providence	Fri. 1/12/18	7:05 PM	@Lehigh Valley
Fri. 10/13/17	7:05 PM	@Providence	Sun. 1/14/18	3:05 PM	@Providence
Sat. 10/14/17	7:05 PM	Hartford	Mon. 1/15/18	1:05 PM	Hartford
Sun. 10/15/17	3:05 PM	Toronto	Wed. 1/17/18	7:05 PM	Hershey
Fri. 10/20/17	7:05 PM	Providence	Fri. 1/19/18	7:05 PM	Binghamton
Sat. 10/21/17	7:05 PM	@Syracuse	Sun. 1/21/18	3:05 PM	@Providence
Sun. 10/22/17	3:05 PM	Belleville	Wed. 1/24/18	7:00 PM	@Bridgeport
Wed. 10/25/17	7:05 PM	@Lehigh Valley	Fri. 1/26/18	7:05 PM	Bridgeport
Fri. 10/27/17	7:05 PM	Lehigh Valley	Sat. 1/27/18	7:05 PM	Providence
Sat. 10/28/17	7:05 PM	@Binghamton	Fri. 2/2/18	7:00 PM	@Bridgeport
Fri. 11/3/17	7:05 PM	Hartford	Wed. 2/7/18	7:05 PM	Wilkes-Barre Scranton
Sat. 11/4/17	7:00 PM	@Bridgeport	Fri. 2/9/18	7:15 PM	@Charlotte
Sun. 11/5/17	5:00 PM	@Hartford	Sat. 2/10/18	6:00 PM	@Charlotte
Wed. 11/8/17	7:05 PM	Hershey	Fri. 2/16/18	7:05 PM	Lehigh Valley
Sat. 11/11/17	7:05 PM	Laval	Sat. 2/17/18	7:05 PM	Providence
Sun. 11/12/17	3:05 PM	Providence	Sun. 2/18/18	3:05 PM	@Providence
Wed. 11/15/17	10:30 AM	Charlotte	Fri. 2/23/18	7:05 PM	Charlotte
Fri. 11/17/17	7:05 PM	Charlotte	Sat. 2/24/18	7:05 PM	@Utica
Sun. 11/19/17	3:00 PM	@Bridgeport	Fri. 3/2/18	7:05 PM	Hartford
Wed. 11/22/17	7:00 PM	@Hershey	Sat. 3/3/18	7:05 PM	Charlotte
Fri. 11/24/17	7:05 PM	Lehigh Valley	Sun. 3/4/18	3:05 PM	@Providence
Sun. 11/26/17	3:05 PM	Hartford	Fri. 3/9/18	7:05 PM	@Utica
Wed. 11/29/17	7:00 PM	@Hartford	Sat. 3/10/18	7:05 PM	Utica
Fri. 12/1/17	7:15 PM	@Charlotte	Sun. 3/11/18	3:00 PM	@Bridgeport
Sun. 12/3/17	1:00 PM	@Charlotte	Fri. 3/16/18	7:05 PM	Syracuse
Fri. 12/8/17	7:05 PM	Rochester	Sat. 3/17/18	7:00 PM	@Hershey
Sat. 12/9/17	7:05 PM	Bridgeport	Sun. 3/18/18	3:05 PM	@Lehigh Valley
Sun. 12/10/17	5:00 PM	@Hartford	Sat. 3/24/18	7:05 PM	@Rochester
Wed. 12/13/17	7:05 PM	@Wilkes-Barre Scranton	Sun. 3/25/18	4:00 PM	@Toronto
Fri. 12/15/17	7:05 PM	Bridgeport	Wed. 3/28/18	7:00 PM	@Hartford
Sat. 12/16/17	7:05 PM	Hartford	Fri. 3/30/18	7:05 PM	Bridgeport
Fri. 12/22/17	7:05 PM	Bridgeport	Sat. 3/31/18	7:05 PM	Utica
Sat. 12/23/17	7:05 PM	Providence	Wed. 4/4/18	7:00 PM	@Belleville
Fri. 12/29/17	7:05 PM	Hershey	Fri. 4/6/18	7:30 PM	@Laval
Sat. 12/30/17	7:00 PM	@Hartford	Sun. 4/8/18	5:00 PM	@Hartford
Fri. 1/5/18	7:05 PM	@Wilkes-Barre Scranton	Fri. 4/13/18	7:05 PM	Wilkes-Barre Scranton
Sat. 1/6/18	7:05 PM	Providence	Sat. 4/14/18	7:05 PM	Providence
Wed. 1/10/18	7:05 PM	@Hershey	Sun. 4/15/18	3:05 PM	@Providence



# DRAFT HISTORY

// THROUGH THE YEARS

EXPANSION DRAFT

## ► 1993 NHL Expansion Draft

June 24, 1993, Le Colisee, Quebec, Canada

PLAYER	POSITION	ROUND	OVERALL PICK	DRAFTED FROM
John Vanbiesbrouck.....	G.....	1.....	1.....	Vancouver
Mark Fitzpatrick.....	G.....	2.....	4.....	Quebec
*Daren Puppa.....	G.....	3.....	5.....	Toronto
Milan Tichy.....	D.....	4.....	7.....	Chicago
Paul Laus.....	D.....	5.....	10.....	Pittsburgh
Joe Cirella.....	D.....	6.....	12.....	NY Rangers
Alexander Godnynyuk.....	D.....	7.....	13.....	Calgary
Gord Murphy.....	D.....	8.....	15.....	Dallas
Steve Bancroft.....	D.....	9.....	18.....	Winnipeg
Stephane Richer.....	D.....	10.....	20.....	Boston
Gord Hynes.....	D.....	11.....	21.....	Philadelphia
Tom Fitzgerald.....	C/RW.....	12.....	24.....	NY Islanders
Jesse Belanger.....	C.....	13.....	25.....	Montreal
Scott Levins.....	C.....	14.....	27.....	Winnipeg
Scott Mellanby.....	RW.....	15.....	30.....	Edmonton
Brian Skrudland.....	C.....	16.....	32.....	Calgary
Mike Hough.....	LW.....	17.....	33.....	Washington
Dave Lowry.....	LW.....	18.....	35.....	St. Louis
Bill Lindsay.....	LW.....	19.....	38.....	Quebec
Andrei Lomakin.....	RW.....	20.....	40.....	Philadelphia
Randy Gilhen.....	C.....	21.....	41.....	Tampa Bay
Doug Barrault.....	LW.....	22.....	43.....	Dallas
Marc Labelle.....	LW.....	23.....	46.....	Ottawa
Pete Stauber.....	LW.....	24.....	48.....	Detroit

\*Drafted by Tampa Bay in Phase 2 of the Expansion Draft, June 25, 1993.

## ► 1993 NHL Entry Draft

June 26, 1993, Le Colisee, Quebec, Canada

## ► 1994 NHL Entry Draft

June 28-29, 1994, Hartford Civic Center, Hartford, CT

Player	POS	RD	OVERALL PICK	'92-93 CLUB
Rob Niedermayer	C	1	5	Medicine Hat
Kevin Weekes	G	2	41	Owen Sound
Chris Armstrong	D	3	57	Moose Jaw
Mikael Tjallden	D	3	67	MoDo Jr.
Steve Washburn	C	3	78	Ottawa
Bill McCauley	C	4	83	Detroit
Todd MacDonald	G	5	109	Tacoma
Alain Nasreddine	D	6	135	Drummondville
Trevor Doyle	D	7	161	Kingston
Briane Thompson	D	8	187	S.S. Marie
Chad Cabana	LW	9	213	Tri-City
John Demarco	D	10	239	Arch. Williams
Eric Montreuil	C	11	265	Chicoutimi
<b>SUPPLEMENTAL DRAFT</b>				
Chris Imes	D	1	4	U. Maine

PLAYER	POS.	RD.	OVERALL PICK	'93-94 CLUB
Ed Jovanovski	D	1	1	Windsor
Rhett Warrener	D	2	27	Saskatoon
Jason Podollan	C	2	31	Spokane
Ryan Johnson	C	2	36	Thunder Bay Jr. A
David Nemirovsky	RW	4	84	Ottawa
David Geris	D	5	105	Windsor
Matt O'Dette	D	7	157	Kitchener
Jason Boudrias	C	8	183	Laval
Tero Lehtera	LW	10	235	Espoo
Per Gustafsson	D	11	261	HV 71
<b>SUPPLEMENTAL DRAFT</b>				
Sean McCann	D	1	1	Harvard



## » 1995 NHL Entry Draft

July 8, 1995, Northlands Coliseum, Edmonton, Alberta

PLAYER	PS.	RD.	OVERALL	'94-95
			PICK	CLUB
Radek Dvorak	RW	1	10	Budejovice
Aaron MacDonald	G	2	36	Swift Current
Mike O'Grady	D	3	62	Saskatoon/Lethbridge
Dave Duerden	LW	4	80	Peterborough
Daniel Tjarnqvist	D	4	88	Rogle/Angelholm
Francois Cloutier	LW	5	144	Hull
Peter Worrell	LW	7	166	Hull
Filip Kuba	D	8	192	Vitkovice
David Lemanowicz	G	9	218	Spokane

## » 1996 NHL Entry Draft

June 22, 1996, Kiel Center, St. Louis, MO

PLAYER	PS.	RD.	OVERALL	'95-96
			PICK	CLUB
Marcus Nilson	C	1	20	Djurgarden
Chris Allen	D	3	60	Kingston
Oleg Kvasha	RW	3	65	CSKA Moscow
Joey Tetarenko	D	4	82	Portland
Andrew Long	RW	5	129	Guelph
Gaetan Poirier	LW	6	56	Merrimack
Alexandre Couture	D	7	183	Victoriaville
Denis Khloptonov	G	8	209	CSKA Moscow
Russell Smith	D	9	235	Hull

## » 1997 NHL Entry Draft

June 21, 1997, Civic Arena, Pittsburgh, PA

PLAYER	POS.	RD.	OVERALL	'96-97
			PICK	CLUB
Mike Brown	C	1	20	Red Deer
Kristian Huselius	LW	2	47	Farjestads BK
Farjestad Vratislav	D	3	56	Kitchener
Nick Smith	C	3	74	Barrie
Ivan Novoseltsev	RW	4	95	Krylja Sovetov
Pat Parthenais	D	5	127	Detroit
Keith Delaney	C	6	155	Barrie
Tyler Palmer	D	7	183	Lake Superior
Doug Schueller	D	8	211	Twin Cities
Benoit Cote	C	9	237	Shawinigan

## » 1998 NHL Entry Draft

June 27, 1998, Marine Midland Arena, Buffalo, NY

PLAYER	POS.	RD.	OVERALL	'97-98
			PICK	CLUB
Kyle Rossiter	D	2	30	Spokane
Joe DiPenta	D	3	61	Boston Univ.
Lance Ward	D	3	63	Red Deer
Ryan Jardine	LW	4	89	Sault Ste. Marie
Jaroslav Spacek	D	5	117	Farjestad
Chris Ovington	D	6	148	Red Deer
B.J. Ketcheson	D	7	176	Peterborough
Ian Jacobs	RW	8	203	Ottawa
Adrian Wichser	C	9	231	Kloten

## » 1999 NHL Entry Draft

June 26, 1999, FleetCenter, Boston, MA

PLAYER	POS.	RD.	OVERALL	'98-99
			PICK	CLUB
Denis Shvidki	RW	1	12	Barrie
Alexander Auld	G	2	40	North Bay
Niklas Hagman	LW	3	70	IFK, Jr.
Jean-Francois Laniel	G	3	80	Shawinigan
Morgan McCormick	RW	4	103	Kingston
Rod Sarich	D	4	109	Calgary
Brad Woods	D	6	169	Brampton
Travis Eagles	RW	7	198	PrinceGeorge
Jonathon Charron	G	8	227	Val Dor

## » 2000 NHL Entry Draft

June 24-25, 2000, Saddledome, Calgary, Alberta

PLAYER	PS.	RD.	OVERALL	'99-00
			PICK	CLUB
Vladimir SapozhnikovD		2	58	Novokuznetsk
Rob Fried	RW	3	77	Deerfield Academy
Sean O'Connor	RW	3	82	Moose Jaw
Chris Eade	D	4	115	North Bay
Davis Parley	G	4	120	Kamloops
Josh Olson	LW	6	190	Omaha
Janis Sprukts	C	8	234	Lukku Rauma Jr.
Matt Sommerfeld	LW	8	253	Swift Current



# DRAFT HISTORY

// THROUGH THE YEARS

## ► 2001 NHL Entry Draft

June 23-24, 2001, National Car Rental Center, Sunrise, FL

PLAYER	POS.	RD.	OVERALL PICK	'00-01 CLUB
Stephen Weiss	C	1	4	Plymouth
Lukas Krajcek	D	1	24	Peterborough
Greg Watson	C	2	34	Prince Albert
Tomas Malec	D	3	64	Rimouski
Grant McNeill	D	3	68	Prince Albert
Michael Woodford	RW	4	117	Cushing Academy
Billy Thompson	G	5	136	Prince George
Dustin Johner	C	6	169	Seattle
Toni Koivisto	LW	7	200	Lukko Rauma Jr.
Kyle Bruce	RW	8	231	Prince Albert
Jan Blanar	D	9	263	Dukla Trencin Jr.
Ivan Majesky	D	9	267	Ilves Tampere

## ► 2002 NHL Entry Draft


June 22-23, 2002, Air Canada Centre, Toronto, Ontario

PLAYER	POS.	RD.	OVERALL PICK	'01-02 CLUB
Jay Bouwmeester	D	1	3	Medicine Hat
Petr Taticek	C	1	9	Sault Ste. Marie
Rob Globke	C	2	40	Notre Dame
Gregory Campbell	LW	3	67	Plymouth
Toopi Jaakola	D	5	134	Karpat
Vince Bellissimo	C	5	158	Topeka
Jeremy Swanson	D	6	169	Barrie
Mikael Vuurio	G	6	196	Lukko Rauma
Denis Yachmenev	LW	7	200	North Bay
Peter Hafner	D	8		232 Taft H.S.

## ► 2003 NHL Entry Draft

June 21-22, 2003, Gaylord Entertainment Center, Nashville, TN

PLAYER	POS.	RD.	OVERALL PICK	'02-03 CLUB
Nathan Horton	C	1	3	Oshawa
Anthony Stewart	RW	1	25	Kingston
Kamil Kreps	C	2	38	Brampton
Stefan Meyer	LW	2	55	Medicine Hat
Martin Lojek	D	4	105	Brampton
James Pemberton	D	4	124	Providence Coll.
Dan Travis	RW	5	141	Deerfield Academy
Martin Tuma	D	5	162	Litvinov Jr.
Denis Stasyuk	C	6	171	Novokuznetsk
Dany Roussin	C	7	223	Rimouski
Petr Kadlec	D	8	234	Slavia
John Hecimovic	RW	9	264	Sarnia
Tanner Glass	LW	9	265	Nanaimo





## » 2004 NHL Entry Draft

June 26-27, 2004, RBC Center, Raleigh, NC

PLAYER	POS.	RD.	OVERALL		'03-04 CLUB
			PICK		
Rostislav Olesz	C	1	7		Vitkovice
David Shantz	G	2	37		Mississauga
David Booth	LW	3	53		Michigan State
Evan Schafer	D	4	10		Prince Albert
Bret Nasby	D	5	152		Oshawa
Spencer Dillon	D	6	257		Salmon Arm
Luke Beaverson	D	7	283		Green Bay

## » 2005 NHL Entry Draft

July 30, 2005, Westin Hotel, Ottawa, Canada

PLAYER	POS.	RD.	OVERALL		'04-05 CLUB
			PICK		
Kennndal McArdle	LW	1	20		Moose Jaw
Tyler Plante	G	2	32		Brandon
Dan Collins	RW	3	90		Plymouth
Olivier Legault	D	4	93		Lewiston
Matt Duffy	D	4	104		New Hampshire
Brian Foster	G	5	161		New Hampshire
Roman Derlyuk	D	6	164		Sparta
Zach Bearson	RW	7	224		Waterloo

## » 2006 NHL Entry Draft

June 24-25, 2006, GM Place, Vancouver, British Columbia

PLAYER	PS.	RD.	OVERALL		'05-06 CLUB
			PICK		
Michael Frolik	C/W	1	10		HC Kladno
Brady Calla	RW	3	73		Everett
Michael Caruso	D	4	103		Guelph
Derrick LaPoint	D	4	116		Eau Claire North
Peter Aston	D	6	155		Windsor
Marc Cheverie	G	7	193		Nanaimo

## » 2007 NHL Entry Draft

June 24-25, 2006, GM Place, Vancouver, British Columbia

PLAYER	PS.	RD.	OVERALL		'05-06 CLUB
			PICK		
Michael Frolik	C/W	1	10		HC Kladno
Brady Calla	RW	3	73		Everett
Michael Caruso	D	4	103		Guelph
Derrick LaPoint	D	4	116		Eau Claire North
Peter Aston	D	6	155		Windsor
Marc Cheverie	G	7	193		Nanaimo

## » 2008 NHL Entry Draft

June 20-21, 2008, ScotiaBank Place, Ottawa, Ontario

PLAYER	PS.	RD.	OVERALL		'07-08 CLUB
			PICK		
Jacob Markstrom	G	2	31		Brynas
Colby Robak	D	2	46		Brandon
Adam Comrie	D	3	80		Saginaw
A.J. Jenks	LW	4	100		Plymouth
Matt Bartkowski	D	7	190		Lincoln

## » 2009 NHL Entry Draft

June 26-27, 2009, Bell Centre, Montreal, Quebec

PLAYER	POS.	RD.	OVERALL		'08-09 CLUB
			PICK		
Dmitry Kulikov	D	1	14		Drummondville
Drew Shore	C	2	44		USA U-18
Josh Birkholz	RW	3	67		Fargo
Garrett Wilson	LW	4	107		Owen Sound
Corban Knight	C	5	135		Okotoks
Wade Megan	C	5	138		S. Kent School
Scott Timmins	C	6	165		Windsor



# DRAFT HISTORY

// THROUGH THE YEARS

## » 2010 NHL Entry Draft

June 25-26, 2010, Staples Center, Los Angeles, CA

PLAYER	PS.	RD.	OVERALL PICK	'09-10 CLUB
Erik Gudbranson	D	1	3	Kingston
Nick Bjugstad	C	1	19	Blaine
Quinton Howden	C	1	25	Moose Jaw
John McFarland	LW	2	33	Sudbury
Alexander Petrovic	D	2	36	Red Deer
Connor Brickley	C	2	50	Des Moines
Joe Basaraba	RW	3	69	Shattuck St. Mary's
Sam Brittain	G	4	92	Canmore
Benjamin Gallacher	D	4	93	Camrose
Joonas Donskoi	RW	4	99	Karpat Jr.
Zach Hyman	C	5	123	Hamilton
Corey Durocher	LW	6	153	Kingston
R.J. Boyd	D	7	183	Cushing Academy

## » 2011 NHL Entry Draft

June 24-25, 2011, Xcel Energy Center, St. Paul, MN

PLAYER	POS.	RD.	OVERALL PICK	'10-11 CLUB
Jonathan Huberdeau	C	1	3	Saint John
Rocco Grimaldi	C	2	33	US NTDP
Rasmus Bengtsson	D	2	59	Rogle BK
Vincent Trocheck	C	3	64	Saginaw
Logan Shaw	RW	3	76	Cape Breton
Jonathan Racine	D	3	87	Shawinigan
Kyle Rau	C	3	91	Eden Prairie
Yaroslav Kosov	F	5	124	Magnitogorsk 2
Edward Wittchow	D	6	154	Burnsville
Iiro Pakarinen	RW	7	184	KalPa

## » 2012 NHL Entry Draft

June 22-23, 2012, Consol Energy Center, Pittsburgh, PA

PLAYER	PS.	RD.	OVERALL PICK	'11-12 CLUB
Michael Matheson	D	1	23	Dubuque
Steven Hodges	C	3	84	Victoria
Alexander Delnov	LW	4	11	Mytisch
Francis Beauvillier	C/LW	6	174	Rimouski
Jonatan Nielsen	D	7	194	Linkopings

## » 2013 NHL Entry Draft

June 30, 2013, Prudential Center, Newark, NJ

PLAYER	POS.	RD.	OVERALL PICK	'12-13 CLUB
Aleksander Barkov	C	1	2	Tappara
Ian McCoshen	D	2	31	Waterloo
Evan Cowley	G	4	92	Wichita Falls
Michael Downing	D	4	97	Dubuque
Matt Buckles	C	4	98	St. Michaels
Chris Clapperton	LW	5	122	Blainville-Boisbriand
Joshua Brown	D	6	152	Oshawa
MacKenzie Weegar	D	7	206	Halifax

## » 2014 NHL Entry Draft

June 27-28, 2014, Wells Fargo Center, Philadelphia, PA

PLAYER	POS.	RD.	OVERALL PICK	'13-14 CLUB
Aaron Ekblad	D	1	1	Barrie
Jayce Hawryluk	RW	2	32	Brandon
Juho Lammiko	RW	3	65	Assat
Joe Wegwerth	RW	4	92	USA U-18
Miguel Fidler	LW	6	143	Edina High
Hugo Fagerblom	G	7	182	Frolunda





## » 2015 NHL Entry Draft

June 26-27, 2015, BB&T Center, Sunrise, FL

PLAYER	PS.	RD.	OVERALL PICK	'14-15 CLUB
Lawson Crouse	LW	1	11	Kingston
Sam Montembeault	G	3	77	Blainville-Boisbriand
Thomas Schemitsch	D	3	88	Owen Sound
Denis Malgin	C	4	102	Zurich
Karch Bachman	LW	5	132	Culver Academy
Christopher Wilkie	RW	6	162	Tri-City
Patrick Shea	C	7	192	Kimball Union
Ryan Bednard	G	7	206	Johnstown

## » 2016 NHL Entry Draft

June 24-25, 2016, First Niagara Center, Buffalo, NY

PLAYER	POS.	RD.	OVERALL PICK	'15-16 CLUB
Henrik Borgstrom	C	1	23	HIFK Jr. Finland
Adam Mascherin	LW	2	38	Kitchener
Linus Nassen	D	3	89	Lulea
Jonathan Ang	C	4	94	Petersborough
Riley Stillman	D	4	114	Oshawa
Maxim Mamin	C/RW	6	175	CSKA Moscow
Ben Finkelstein	D	7	195	Kimball Union

## » 2017 NHL Entry Draft

June 22-24, 2017, United Center, Chicago, IL

PLAYER	POS.	RD.	OVERALL PICK	'16-17 CLUB
Owen Tippett	RW	1	10	Mississauga
Alexi Heponiemi	C	2	40	Swift Current
Max Gildon	D	3	66	USNTDP
Tyler Inamoto	D	5	133	USNTDP
Sebastian Repo	C	6	184	Tappara Tampere







2016-17

# YEAR IN REVIEW



# NHL STANDINGS/STATS

## ATLANTIC DIVISION

	GP	W	L	OT	PTS	ROW	GF	GA	DIFF	HOME	AWAY
y-Montreal	82	47	26	9	103	44	226	200	26	24-12-5	23-14-4
x-Ottawa	82	44	28	10	98	38	212	214	-2	22-11-8	22-17-2
x-Boston	82	44	31	7	95	42	234	212	22	23-17-1	21-14-6
x-Toronto	82	40	27	15	95	39	251	242	9	21-13-7	19-14-8
Tampa Bay	82	42	30	10	94	38	234	227	7	23-14-4	19-16-6
Florida	82	35	36	11	81	30	210	237	-27	19-19-3	16-17-8
Detroit	82	33	36	13	79	24	207	244	-37	17-17-7	16-19-6
Buffalo	82	33	37	12	78	31	201	237	-36	20-15-6	13-22-6

## METROPOLITAN DIVISION

	GP	W	L	OT	PTS	ROW	GF	GA	DIFF	HOME	AWAY
p-Washington	82	55	19	8	118	53	263	182	81	32-7-2	23-12-6
x-Pittsburgh	82	50	21	11	111	46	282	234	48	31-6-4	19-15-7
x-Columbus	82	50	24	8	108	48	249	195	54	28-12-1	22-12-7
x-NY Rangers	82	48	28	6	102	45	256	220	36	21-16-4	27-12-2
NY Islanders	82	41	29	12	94	39	241	242	-1	22-12-7	19-17-5
Philadelphia	82	39	33	10	88	32	219	236	-17	25-11-5	14-22-5
Carolina	82	36	31	15	87	33	215	236	-21	23-12-6	13-19-9
New Jersey	82	28	40	14	70	25	183	244	-61	16-17-8	12-23-6

## LEAGUE LEADERS

<b>POINTS</b>	Connor McDavid	100 points
<b>GOALS</b>	Sidney Crosby	44 goals
<b>ASSISTS</b>	Connor McDavid	70 assists
<b>PLUS/MINUS</b>	Jason Zucker	34
<b>PIM</b>	Mark Borowiecki	154 PIM
<b>POWER-PLAY POINTS</b>	Nicklas Backstrom	35 PPP
<b>SHORT-HANDED GOALS</b>	Viktor Arvidsson	5 SHG
<b>SHORT-HANDED POINTS</b>	Viktor Arvidsson	7 SHP
<b>GAME-WINNING GOALS</b>	Rickard Rakell	10 GWG
<b>OVERTIME GOALS</b>	Alex Galchenyuk	5 OTG
<b>SHOTS</b>	Brent Burns	320 shots
<b>SHOOTING PERCENTAGE</b>	T.J. Oshie	23.1
<b>TIME ON ICE</b>	Dustin Byfuglien	27:26



## CENTRAL DIVISION

	GP	W	L	OT	PTS	ROW	GF	GA	DIFF	HOME	AWAY
z-Chicago	82	50	23	9	109	46	244	213	31	26-10-5	24-13-4
x-Minnesota	82	49	25	8	106	46	266	208	58	27-12-2	22-13-6
x-St. Louis	82	46	29	7	99	44	235	218	17	24-12-5	22-17-2
x-Nashville	82	41	29	12	94	39	240	224	16	24-9-8	17-20-4
Winnipeg	82	40	35	7	87	37	249	256	-7	22-18-1	18-17-6
Dallas	82	34	37	11	79	33	223	262	-39	22-13-6	12-24-5
Colorado	82	22	56	4	48	21	166	278	-112	13-26-2	9-30-2

## PACIFIC DIVISION

	GP	W	L	OT	PTS	ROW	GF	GA	DIFF	HOME	AWAY
y-Anaheim	82	46	23	13	105	43	223	200	23	29-8-4	17-15-9
x-Edmonton	82	47	26	9	103	43	247	212	35	25-12-4	22-14-5
x-San Jose	82	46	29	7	99	44	221	201	20	26-11-4	20-18-3
x-Calgary	82	45	33	4	94	41	226	221	5	24-17-0	21-16-4
Los Angeles	82	39	35	8	86	37	201	205	-4	23-16-2	16-19-6
Arizona	82	30	42	10	70	24	197	260	-63	18-18-5	12-24-5
Vancouver	82	30	43	9	69	26	182	243	-61	18-17-6	12-26-3

## GOALTENDERS

<b>WINS</b>	Braden Holtby	42 wins
<b>SAVES</b>	Cam Talbot	1946 saves
<b>SAVE PERCENTAGE</b>	Sergei Bobrovsky	0.931
<b>GOALS AGAINST AVERAGE</b>	Sergei Bobrovsky	2.06
<b>SHUTOUTS</b>	Braden Holtby	9





# GAME-BY-GAME RESULTS

// 2016-17 SEASON

#	DATE	TEAM	W-L-OT	RECORD	GF-GA	SCORERS	W	GOAL	PP	PK	SF-SA	W-L GLTDR.	ATTEND.
1	10/13/2016	NJD	W*	01-00-00	2-1	81,16	16	0-3	2-2	34-24	1 / 35	17128+	
2	10/15/2016	DET	W	02-00-00	4-1	21,716,81	7	0-2	2-2	38-22	1 / 34	16868	
3	10/18/2016	@ TBL	O**	02-00-01	3-4	7S,21,19	21	0-3	3-3	31-28	30 / 34	19092+	
4	10/20/2016	WSH	L	02-01-01	2-4	19,68P	8	1-4	1-1	28-29	70 / 1	12440	
5	10/22/2016	COL	W	03-01-01	5-2	5P,38,81,38,21	81	1-6	2-3	38-28	1 / 1	14326	
6	10/25/2016	@ PIT	L	03-02-01	2-3	18P,13	16	1-4	1-2	22-22	29 / 34	18434+	
7	10/27/2016	@ TOR	L	03-03-01	2-3	81,81P	42	1-3	2-2	31-28	31 / 1	18979+	
8	10/29/2016	@ BUF	L	03-04-01	0-3		22	0-4	2-4	33-25	31 / 1	18261	
9	10/30/2016	@ DET	W	04-04-01	5-2	7P,7,81,21,7S	81	1-4	3-5	24-36	34 / 34	20027	
10	11/01/2016	BOS	L	04-05-01	1-2	62	28	0-7	3-3	34-26	40 / 1	13808	
11	11/03/2016	NJD	W*	05-05-01	4-3	5P,62P,21,21	21	2-3	3-4	31-34	34 / 35	11597	
12	11/05/2016	@ WSH	L	05-06-01	2-4	90,18P	77	1-2	4-4	24-36	70 / 1	18506+	
13	11/07/2016	TBL	W	06-06-01	3-1	81P,18,17	18	1-3	2-2	32-35	1 / 30	11703	
14	11/10/2016	SJS	L	06-07-01	2-4	55,55	57	0-1	2-2	24-29	31 / 34	11703	
15	11/12/2016	NYI	W*	07-07-01	3-2	92,81,62	62	0-5	5-6	43-21	1 / 41	15828	
16	11/15/2016	@ MTL	W*	08-07-01	4-3	6,92,62,5	5	0-3	2-3	24-37	1 / 31	21288+	
17	11/17/2016	@ TOR	L	08-08-01	1-6	5	12	0-4	4-4	27-30	31 / 34	18931+	
18	11/19/2016	@ OTT	W	09-08-01	4-1	68,36,81,17	36	0-0	2-2	23-40	1 / 41	14132	
19	11/20/2016	@ NYR	W**	10-08-01	3-2	3P,5	21	1-4	3-3	30-35	34 / 30	18006+	
20	11/22/2016	PHI	L	10-09-01	1-3	18	22	0-4	0-2	39-28	35 / 1	15515	
21	11/26/2016	CBJ	W**	11-09-01	2-1	68	16	0-2	2-2	23-37	1 / 72	13573	
22	11/27/2016	@ CAR	L	11-10-01	2-3	81P,5	33	1-4	2-3	33-27	32 / 34	8124	
23	11/29/2016	@ CHI	O**	11-10-02	1-2	68P	72	1-3	2-2	39-33	50 / 1	21475+	
24	12/01/2016	@ DET	W*	12-10-02	2-1	55,16	16	0-6	4-4	30-21	1 / 34	20027	
25	12/03/2016	@ OTT	L	12-11-02	0-2		65	0-4	7-7	24-21	1 / 1	15149	
26	12/05/2016	@ BOS	O*	12-11-03	3-4	68,16,55	88	0-3	3-3	30-36	40 / 1	17565+	
27	12/06/2016	@ PHI	O*	12-11-04	2-3	16,36	93	0-2	3-4	44-25	35 / 34	18999	
28	12/08/2016	PIT	L	12-12-04	1-5	68P	43	1-3	3-3	29-30	30 / 1	14068	
29	12/10/2016	VAN	W	13-12-04	4-2	16,17,5,21	5	0-2	3-4	42-39	1 / 25	17585+	
30	12/13/2016	@ MIN	L	13-13-04	1-5	8	56	0-5	1-1	30-22	40 / 1	18754+	
31	12/15/2016	@ WPG	O**	13-13-05	3-4	16P,18P,21P	85	3-3	2-2	44-32	37 / 1	15294+	
32	12/16/2016	@ COL	W	14-13-05	3-1	55,18S,19	18	0-2	6-6	23-31	34 / 31	14679	
33	12/20/2016	BUF	W**	15-13-05	4-3	16,3P,27	21	1-4	2-3	39-36	1 / 40	14265	
34	12/22/2016	BOS	L	15-14-05	1-3	16	37	0-3	2-3	30-33	40 / 34	14462	
35	12/23/2016	DET	O**	15-14-06	3-4	18P,55,17	51	1-6	5-5	34-39	31 / 1	15374	
36	12/28/2016	TOR	O**	15-14-07	2-3	81,21	16	0-4	2-3	47-40	31 / 1	16965	
37	12/29/2016	MTL	O*	15-14-08	2-3	55,21P	24	1-3	1-2	33-41	35 / 34	17489+	
38	12/31/2016	@ DAL	W	16-14-08	3-1	21,36P,68P	36	2-2	3-4	38-36	34 / 31	18532+	
39	01/04/2017	WPG	L	16-15-08	1-4	41	29	0-4	1-1	32-39	37 / 1	13607	
40	01/06/2017	NSH	W	17-15-08	2-1	41,81	81	0-4	5-5	34-29	34 / 74	14003	
41	01/07/2017	BOS	L	17-16-08	0-4		63	0-3	5-6	25-37	40 / 34	16630	
42	01/09/2017	@ NJD	W	18-16-08	3-0	18P,36,21	18	1-6	2-2	29-28	1 / 35	12834	



#	DATE	TEAM	W-L-OT	RECORD	GF-GA	SCORERS	W	GOAL	PK	SF-SA	W-L GLTDR.	ATTEND.
43	01/11/2017	@ NYI	W	19-16-08	2-1	3,55	55	0-1	0-0	24-30	1 / 1	13529
44	01/13/2017	NYI	L	19-17-08	2-5	21,18p	2	1-3	6-6	29-42	1 / 1	14352
45	01/14/2017	CBJ	W	20-17-08	4-3	22,21,81,68	68	0-3	2-3	32-33	34 / 70	14795
46	01/17/2017	@ CGY	L	20-18-08	2-5	21,21	11	0-4	2-4	22-29	31 / 1	18137
47	01/18/2017	@ EDM	O*	20-18-09	3-4	21,48p,41	97	1-2	1-2	31-31	33 / 34	18347
48	01/20/2017	@ VAN	L	20-19-09	1-2	68p	5	1-3	1-1	35-32	30 / 1	18865+
49	01/23/2017	@ ARI	O*	20-19-10	2-3	21,48	8	0-2	3-3	25-42	41 / 1	10042
50	01/26/2017	TBL	W*	21-19-10	2-1	36s,81p	81	1-3	3-4	37-32	34 / 88	14248
51	01/31/2017	OTT	W	22-19-10	6-5	19,13,7,19,81,55	55	0-3	4-4	34-41	1 / 1	11933
52	02/03/2017	ANA	W	23-19-10	2-1	18,11	11	0-5	3-3	37-23	34 / 36	14689
53	02/09/2017	LAK	L	23-20-10	3-6	36,81,16	70	0-4	2-3	39-26	31 / 1	13451
54	02/11/2017	@ NSH	W	24-20-10	7-4	68,36p,27,21,16p,11,21	16	2-6	3-4	37-30	1 / 74	17113+
55	02/15/2017	@ SJS	W*	25-20-10	6-5	36,27,16,27,16,11	11	0-2	3-3	22-36	34 / 31	17562+
56	02/17/2017	@ ANA	W	26-20-10	4-1	7,68,5p,17s	68	1-3	3-3	31-36	34 / 36	16339
57	02/18/2017	@ LAK	W	27-20-10	3-2	11,36,16	16	0-2	3-3	25-35	1 / 31	18230+
58	02/20/2017	@ STL	W	28-20-10	2-1	81,21	21	0-1	2-2	33-27	34 / 34	19239+
59	02/22/2017	EDM	L	28-21-10	3-4	16p,7,81p	4	2-2	1-1	34-35	33 / 34	15300
60	02/24/2017	CGY	L	28-22-10	2-4	27p,16	29	1-3	1-1	38-28	31 / 1	14765
61	02/26/2017	OTT	L	28-23-10	1-2	81p	7	1-5	2-2	38-33	41 / 34	14118
62	02/28/2017	CAR	W**	29-23-10	3-2	68p,21	16	1-2	1-1	31-25	1 / 30	10839
63	03/02/2017	@ PHI	O**	29-23-11	1-2	5s	93	0-2	4-4	40-49	35 / 34	19650+
64	03/04/2017	DAL	L	29-24-11	1-2	11p	3	1-3	3-3	42-34	32 / 34	15713
65	03/07/2017	NYR	L	29-25-11	2-5	26,5p	13	1-5	4-4	45-28	30 / 34	16116
66	03/10/2017	MIN	L	29-26-11	4-7	81p,13,68,16	11	1-2	3-3	40-46	40 / 34	16232
67	03/11/2017	@ TBL	L	29-27-11	2-3	68,13	18	0-3	3-4	34-34	88 / 34	19092+
68	03/14/2017	TOR	W	30-27-11	7-2	16,7s,81,81,18,36p,3	81	1-5	3-4	32-30	34 / 31	17552+
69	03/16/2017	@ CBJ	L	30-28-11	1-2	81	34	0-2	2-3	34-34	72 / 34	14921
70	03/17/2017	@ NYR	W**	31-28-11	4-3	11,36p,16	16	1-2	2-3	37-32	34 / 32	18006+
71	03/19/2017	@ PIT	L	31-29-11	0-4		72	0-4	4-4	21-28	29 / 34	18653+
72	03/21/2017	CAR	L	31-30-11	3-4	16,18,3	53	0-3	0-1	35-25	30 / 20	10793
73	03/23/2017	ARI	W	32-30-11	3-1	22,81,81	81	0-0	0-0	39-23	34 / 41	11338
74	03/25/2017	CHI	W	33-30-11	7-0	16,11p,81,81,81,27,18	16	1-5	3-3	31-25	34 / 50	18625+
75	03/27/2017	@ BUF	L	33-31-11	2-4	81p,11	12	1-3	1-3	32-32	40 / 34	18564
76	03/28/2017	@ TOR	L	33-32-11	2-3	18,68p	11	1-4	4-4	27-25	35 / 20	19278+
77	03/30/2017	@ MTL	L	33-33-11	2-6	18,19	41	0-3	1-1	31-33	31 / 20	21288+
78	04/01/2017	@ BOS	L	33-34-11	2-5	26,68p	46	1-4	3-4	26-29	40 / 20	17565+
79	04/03/2017	MTL	L	33-35-11	1-4	81	62	0-2	2-2	32-31	40 / 20	15222
80	04/06/2017	STL	L	33-36-11	3-6	21,19,62	21	0-2	2-4	32-38	34 / 34	13194
81	04/08/2017	BUF	W	34-36-11	3-0	27,11p,11	27	1-4	2-2	37-30	34 / 40	17235+
82	04/09/2017	@ WSH	W	35-36-11	2-0	17s,62p	17	1-1	2-2	21-38	34 / 70	18506+



# FINAL INDIVIDUAL STATS

// 2016-17 SEASON

POS	No.	Player	GP	G	A	P	+/-	PIM	PPG	PPP	SHG	GWG
C	21	Vincent Trocheck	82	23	31	54	-13	43	2	12	0	2
C	16	Aleksander Barkov	61	21	31	52	13	10	3	14	0	5
C	81	Jonathan Marchessault	75	30	21	51	-21	38	8	18	0	6
R	68	Jaromir Jagr	82	16	30	46	2	56	8	13	0	2
D	3	Keith Yandle	82	5	36	41	-6	39	2	18	0	0
R	18	Reilly Smith	80	15	22	37	-13	17	6	11	1	3
L	36	Jussi Jokinen	69	11	17	28	-15	39	4	10	1	2
D	55	Jason Demers	81	9	19	28	-14	53	0	5	0	2
L	11	Jonathan Huberdeau	31	10	16	26	-2	13	3	7	0	2
C	7	Colton Sceviour	80	9	15	24	-16	25	1	3	3	1
D	5	Aaron Ekblad	68	10	11	21	-23	58	4	8	1	2
D	19	Michael Matheson	81	7	10	17	-5	36	0	1	0	0
D	13	Mark Pysyk	82	4	13	17	0	10	0	0	0	0
C	17	Derek MacKenzie	82	6	10	16	-7	50	0	0	2	1
C	27	Nick Bjugstad	54	7	7	14	-19	22	1	3	0	1
D	6	Alex Petrovic	49	1	13	14	-1	79	0	0	0	0
C	62	Denis Malgin	47	6	4	10	-5	8	2	2	0	1
L	26	Thomas Vanek	20	2	8	10	-7	6	0	2	0	0
C	48	Michael Sgarbossa	29	2	5	7	-3	9	1	1	0	0
C	90	Jared McCann	29	1	6	7	-1	4	0	1	0	0
C	41	Greg McKegg	31	3	3	6	-5	11	0	0	0	0
C	24	Seth Griffith	21	0	5	5	6	8	0	1	0	0
L	22	Shawn Thornton	50	2	2	4	-7	67	0	0	0	0
D	46	Jakub Kindl	39	0	4	4	-11	28	0	0	0	0
C	92	Kyle Rau	24	2	1	3	-3	4	0	0	0	0
R	38	Shane Harper	14	2	1	3	-1	18	0	0	0	0
R	15	Paul Thompson	21	0	3	3	-4	22	0	0	0	0
D	8	Dylan McIlrath	5	1	0	1	-2	10	0	0	0	0
D	12	Ian McCoshen	3	0	1	1	0	0	0	0	0	0
D	77	Steven Kampf	1	0	0	0	-1	4	0	0	0	0
D	52	Mackenzie Weegar	3	0	0	0	0	4	0	0	0	0

NO.	GOALTENDER	GP	GS	W	L	T	OT	SA	SVS	GA	SV%	GAA
34	James Reimer	43	39	18	16	0	5	1222	1124	98	0.92	2.53
1	Roberto Luongo	40	39	17	15	0	6	1217	1113	104	0.915	2.68
20	Reto Berra	7	4	0	5	0	0	145	127	18	0.876	3.45





# HIGHS & LOWS

// 2016-17 SEASON

## SEASON

7 ([3X] Last: 3/25/17 vs. CHI)  
0 ([4X] Last: 3/19/17 at PIT)  
7 (3/10/17 vs. MIN)  
0 ([4X] Last: 4/9/17 at WSH)  
4 ([2X] Last: 3/25/17 vs. CHI: 3rd)  
3 ([10X] Last: 3/30/17  
at MTL: 1st [9X]/3rd[10X])

47 (12/28/16 vs. TOR)  
21 (4/9/17 at WSH)  
49 (3/2/17 at PHI)  
21 ([2X] Last: 12/3/16 at OTT)  
22 ([2X] Last: 4/9/17 at WSH: 2nd)  
3 ([6X] Last: 4/1/17 at BOS: 1st)  
21 (11/11/16 at MTL: 2nd)  
3 ([2X] Last: 2/20/17 at STL: 2nd)

3 (12/16/16 at WPG)  
2 ([4X] Last: 4/6/17 vs. STL)  
1 ([7X] Last: 4/9/17 at WSH)  
1 [7X] (Last: 3/28/17 at TOR)  
42 (3/11/17 at TBL)  
0 (3/23/17 vs. ARI)

5 Games (2/11-2/20/17)  
4 Games (1/14-2/3/17)  
5 Games (2/11-2/20/17)  
6 Games (3/27-4/6/17)  
5 Games (2/11-2/20/17)  
6 Games (3/27-4/6/17)

## INDIVIDUAL

4 ([3X] Last: Jonathan Huberdeau - 3/25/17 vs. CHI)  
3 ([2X] Last: Jonathan Marchessault - 3/25/17 vs. CHI)  
ATL)  
4 (Thomas Vanek - 3/14/17 vs. TOR)  
vs. TOR)  
9 (Aaron Ekblad (2X) - Last: 3/2/17 at PHI)  
at BOS)  
27 (Alex Petrovic - 3/11/17 at TBL)

## GOALS

Most, Game  
Fewest, Game  
Most Allowed  
Fewest Allowed  
Most, Period  
Most Allowed, Period

## SHOTS

Most, Game  
Fewest, Game  
Most Allowed, Game  
Fewest Allowed, Game  
Most, Period  
Fewest, Period  
Most Allowed, Period  
Fewest Allowed, Period

## SPECIAL TEAMS

Most PPG, Game  
Most PPG Allowed, Game  
Most SHG, Game  
Most SHG Allowed, Game  
Most PIM, Game  
Fewest PIM, Game

## PANTHERS STREAKS

Longest Winning  
Longest Winning, Home  
Longest Winning, Road  
Longest Losing  
Longest Point  
Longest Winless

## ALL-TIME

10 (1/26/97 vs. BOS)  
0 ([132X] Last: 3/19/17 at PIT)  
12 (1/11/03 at WSH)  
0 ([101X] Last: 4/9/17 at WSH)  
6 (4/5/00 vs. BOS: 2nd)  
6 ([3X] Last: 1/11/07 at CAR: 3rd)

55 (11/3/10 vs. ATL)  
11 ([2X] Last: 4/12/99 at OTT)  
60 (2/27/03 vs. DET)  
11 (3/9/10 at MIN)  
28 (10/20/05 vs. WSH)  
0 [6X] Last: 3/17/09 vs. WSH: 3rd)  
29 ([2x] last 3/18/14 at SJ: 3rd)  
0 ([2X] Last: 10/20/01 at EDM: 2nd)

5 (3X Last: 10/17/11 at TBL)  
5 (3X Last: 10/23/06 vs ATL)  
2 (5X Last: 11/19/02 at ATL)  
3 (2X Last: 11/18/00 at OTT)  
128 (10/13/01 vs. PHI)  
0 (8X Last: 3/23/17 vs. ARI)

12 games (12/15 - 1/10/16)  
7 games (12/10/15 - 1/3/16)  
6 games (12/15 - 1/10/16)  
13 games (2/7 - 3/23/98)  
13 games [12-0-1] (12/15 - 1/11)  
15 games [0-14-1] (2/1 - 3/23/98)

## SEASON

Most Points, Game  
Most Goals, Game  
Most Assists, Game  
Most Shots, Game  
Most PIM, Game

## ALL-TIME

6 (Olli Jokinen - 3/17/07 vs. NYI)  
4 ([3X] Last: Pavel Bure - 2/10/01 at  
ATL)  
4 ([8X] Last: Thomas Vanek - 3/15/17  
vs. TOR)  
14 ([2X] Last: David Booth - 11/18/10  
vs. TOR)  
37 (Joey Tetarenko -1/19/02 vs. ATL )



# MISC. STATS

// 2016-17 SEASON

**LAST GAME:** April 9, 2017 at Washington (2-0 W)

**OVERALL RECORD/STREAK:** 35 - 36 - 11 / Win 2 / Undef 2

**HOME RECORD/STREAK:** 19 - 19 - 3 / Win 1 / Undef 1

**ROAD RECORD/STREAK:** 16 - 17 - 8 / Win 1 / Undef 1

**LAST 5 GAMES:** 2 - 3 - 0

**LAST 10 GAMES:** 4 - 6 - 0

**1-GOAL GAMES:** 19 - 12 - 11

**2-GOAL GAMES:** 6 - 8

**3-GOAL GAMES:** 10 - 16

**SCORING FIRST:** 25 - 11 - 6

**OPPONENT SCORING FIRST:** 10 - 25 - 5

**LEADING AFTER 1 PERIOD:** 17 - 8 - 3

**TRAILING AFTER 1 PERIOD:** 7 - 21 - 5

**TIED AFTER 1 PERIOD:** 11 - 7 - 3

**LEADING AFTER 2 PERIODS:** 24 - 1 - 4

**TRAILING AFTER 2 PERIODS:** 1 - 25 - 5

**TIED AFTER 2 PERIODS:** 10 - 10 - 2

**OT RECORD - THIS SEASON:** 12 - 11

**OT RECORD - FRANCHISE:** 122 - 192 - 142

**SHOOTOUT RECORD - THIS SEASON:** 5 - 6

**SHOOTOUT RECORD - FRANCHISE:** 61 - 81

**OUTSHOOTING OPPONENT:** 20 - 16 - 5

**OUTSHOT BY OPPONENT:** 15 - 16 - 5

**EVEN SHOTS:** 0 - 4 - 1

**vs. ATLANTIC:** 11 - 14 - 5

**vs. METROPOLITAN:** 11 - 11 - 2

**vs. EASTERN CONFERENCE:** 22 - 25 - 7

**vs. CENTRAL:** 7 - 5 - 2

**vs. PACIFIC:** 6 - 6 - 2

**vs. WESTERN CONFERENCE:** 13 - 11 - 4

## MONTH BY MONTH RECORD

	W-L-OT	POINTS
October:	4-4-1	9
November:	7-6-1	15
December:	5-4-6	16
January:	6-5-2	14
February:	7-4-0	14
March:	4-10-1	9
April:	2-3-0	4
Totals:	35-36-11	81

## GOALS BY PERIOD

	1	2	3	OT	T	AVG
Florida Panthers:	65	85	81	1	232	(2.8 avg.)
Opponents:	50	65	79	6	200	(2.4 avg.)

## SHOTS BY PERIOD

	1	2	3	OT	T	AVG
Florida Panthers:	65	85	81	1	232	(2.8 avg.)
Opponents:	50	65	79	6	200	(2.4 avg.)

## POWER PLAY

	G	ATT	%
Overall:	47	278	16.9 (23rd NHL)
Home:	30	154	19.5 (16th NHL)
Road:	17	124	13.7 (T-26th NHL)

5 SHORT HANDED GOALS ALLOWED (T-9th NHL)

## PENALTY KILL

	G	ATT	%
Overall:	36	245	85.3 (2nd NHL)
Home:	18	118	84.7 (8th NHL)
Road:	18	127	85.8 (3rd NHL)

8 SHORT HANDED GOALS SCORED (T-8th NHL)



## PENALTIES

GP	MIN	AVG./RANK
82	849	10.4 (21st NHL)

## GOAL SITUATIONS

	FOR	AGAINST
5 on 5:	130	160
5 on 4:	42	8
5 on 3:	1	0
4 on 4:	6	7
4 on 3:	1	0
3 on 3:	5	5
3 on 4:	0	1
3 on 5:	0	0
4 on 5:	7	35
Empty Net:8	11	
Penalty Shots:	0	1
<b>TOTAL:</b>	<b>205</b>	<b>231</b>

## SHOOTOUT

SHOOTER	G/S	%	G/DG	
Thomas Vanek	5 / 5	100.0	1	1
Aleksander Barkov	7 / 10	70.0	3	3
Jonathan Huberdeau 1 / 2	50.0	0		
Vincent Trocheck	4 / 11	36.4	2	2
Jussi Jokinen	0 / 2	0.0	0	0
Reilly Smith	0 / 2	0.0	0	0
Nick Bjugstad	0 / 3	0.0	0	0
Jonathan Marchessault	0 / 1	0.0	0	0
Aaron Ekblad	0 / 1	0.0	0	0
GOALTENDER		REC.	G/S	%
Roberto Luongo		3 - 4	7/22	.682
James Reimer		2 - 2	4/1	.714





# MISC. STATS

// 2016-17 SEASON

## INDIVIDUAL STATS

### POINTS:

V. TROCHECK (54), A. BARKOV (52), J. MARCHESSAULT (51)

### GOALS:

J. MARCHESSAULT (30), V. TROCHECK (23), A. BARKOV (21)

### ASSISTS:

K. YANDLE (36), T. VANEK (31), V. TROCHECK (31)

### PP GOALS:

J. JAGR (8), J. MARCHESSAULT (8), R. SMITH (6)

### SH GOALS:

C. SCEVIOUR (3), D. MACKENZIE (2), J. JOKINEN (1)

### GW GOALS:

J. MARCHESSAULT (6), A. BARKOV (5), R. SMITH (3)

3+ GOALS: J. MARCHESSAULT(1), C. SCEVIOUR(1)

### PIM:

A. PETROVIC (79), S. THORNTON (67), A. EKBLAD (58)

### SHOTS:

V. TROCHECK (230), A. EKBLAD (225), J. MARCHESSAULT (193)

### +/-:

A. BARKOV (+13), J. JAGR (+2)

## POWER PLAY

PLAYER	G	A	P
Jonathan Marchessault	8	10	18
Keith Yandle	2	16	18
Aleksander Barkov	3	11	14
Jaromir Jagr	8	5	13
Thomas Vanek	5	8	13
Vincent Trocheck	2	10	12
Reilly Smith	6	5	11
Jussi Jokinen	4	6	10
Aaron Ekblad	4	4	8
Jonathan Huberdeau	3	4	7
Jason Demers	0	5	5
Nick Bjugstad	1	2	3
Colton Sceviour	1	2	3
Denis Malgin	2	0	2
Michael Sgarbossa	1	1	2
Michael Matheson	0	1	1
Jared McCann	0	1	1

## SHORT HANDED

PLAYER	G	A	P
Jonathan Marchessault	8	10	18
Keith Yandle	2	16	18
Aleksander Barkov	3	11	14
Jaromir Jagr	8	5	13
Thomas Vanek	5	8	13
Vincent Trocheck	2	10	12
Reilly Smith	6	5	11
Jussi Jokinen	4	6	10
Aaron Ekblad	4	4	8
Jonathan Huberdeau	3	4	7
Jason Demers	0	5	5
Nick Bjugstad	1	2	3
Colton Sceviour	1	2	3
Denis Malgin	2	0	2
Michael Sgarbossa	1	1	2
Michael Matheson	0	1	1
Jared McCann	0	1	1





# TRANSACTIONS

// 2016-17 SEASON

- MAY 5**  
Re-Signed F Jaromir Jagr to a one-year, one-way contract
- MAY 9**  
Re-Signed D Erik Gudbranson to a one-year, one-way contract
- MAY 10**  
Signed G Samuel Montembeault to a three-year, entry-level contract
- JUNE 10**  
Acquired F Graham Black and F Paul Thompson from New Jersey Devils in exchange for 2018 second round draft pick and F Marc Savard
- JUNE 20**  
Acquired negotiating rights of D Keith Yandle from New York Rangers in exchange for a 2016 sixth round draft pick and a conditional 2017 seventh round draft pick
- JUNE 23**  
Acquired G Reto Berra from Colorado Avalanche exchange for F Rocco Grimaldi
- JUNE 24**  
Signed D Keith Yandle to a seven-year, one-way contract  
Selected F Henrik Borgstrom in the first round (23rd overall) of 2016 NHL Draft
- JUNE 25**  
Acquired D Mark Pysyk, a 2016 second round draft pick and 2016 third round draft pick from Buffalo Sabres in exchange for D Dmitry Kulikov and 2016 second round pick  
Selected F Adam Mascherin in the second round (38th overall), D Linus Nassen in the third round (89th overall), F Jonathan Ang in the fourth round (94th overall), D Riley Stillman in the fourth round (114th overall), F Maxim Mamin in the sixth round (175th overall) and D Benjamin Finkelstein in the seventh round (195th overall) of the 2016 NHL Draft.
- JUNE 27**  
Signed F Connor Brickley, G Sam Brittain to one-year, two-way contracts
- JUNE 29**  
Signed F Greg McKeeg to one-year, two-way contract
- JULY 1**  
Signed G James Reimer to five-year, one-way contract  
Signed F Jonathan Marchessault and F Colton Sceviour to two-year, one-way contracts; Signed D Ian McCoshen to three-year, entry-level contract; Re-Signed D Aaron Ekblad to an eight-year, one-way contract extension
- JULY 2**  
Signed D Jason Demers to five-year, one-way contract
- JULY 3**  
Re-signed F Vincent Trocheck to a six-year, one-way contract; Re-signed F Reilly Smith to a five-year, one-way contract extension
- JULY 20**  
Re-Sign F Logan Shaw to a one-year, two-way contract extension
- JULY 21**  
Re-Sign D Jonathan Racine to a one-year, two-way contract extension
- JULY 25**  
Signed F Denis Malgin to a three-year, entry-level contract
- AUGUST 25**  
Acquired a 2017 third round draft pick and 2018 second round draft pick in exchange for forwards Dave Bolland and Lawson Crouse.
- SEPTEMBER 7**  
Re-Sign F Jonathan Huberdeau to a six-year, one-way contract extension
- OCTOBER 1**  
Assigned F Chase Balisy, F Graham Black, F Juho Lammikko, D Josh Brown, D Michael Downing, D Linus Hultstrom, G Sam Brittain, G Colin Stevens assigned to Springfield (AHL); F Rihards Bukarts, F Anthony Greco, F Zac Lynch, D Ed Wittchow released from training camp and will report to Springfield (AHL)  
G Samuel Montembeault returned to Blainville-Boisbriand (QMJHL)  
D Jonathan Racine, D Brent Regner and G Mike McKenna placed on waivers and upon clearing waivers will report to Springfield (AHL)  
F Justin Fontaine, F Ryan Horvat and F Stephen MacAulay released from professional tryouts
- OCTOBER 6**  
F Connor Brickley, F Dryden Hunt, F Kyle Rau and D MacKenzie Weegar assigned to Springfield (AHL); F Logan Shaw, D Jakob Kindl and G Reto Berra placed on waivers and upon clearing waivers will report to Springfield (AHL), D Adam Pardy released from professional tryout.

**OCTOBER 8**

Acquired F Tim Bozon from Montreal Canadiens in exchange for D Jonathan Racine; Signed D Thomas Schemitsch to a three-year, entry-level contract

**OCTOBER 11**

Acquired F Brody Sutter from Carolina Hurricanes in exchange for F Connor Brickley

**OCTOBER 21**

Recalled F Kyle Rau from Springfield (AHL)

**NOVEMBER 6**

Recalled D Jakub Kindl from Springfield (AHL)

**NOVEMBER 8**

Assigned D Jakub Kindl to Springfield (AHL); Acquired D Dylan McIlrath from New York Rangers in exchange for D Steven Kampfer and a conditional 2018 seventh round draft pick.

**NOVEMBER 10**

Activated F Jussi Jokinen from injured reserve

**NOVEMBER 12**

Claimed F Seth Griffith on waivers from Toronto Maple Leafs  
Assigned F Shane Harper to Springfield (AHL)

**November 16**

Acquired F Michael Sgarbossa from Anaheim Ducks in exchange for F Logan Shaw

**NOVEMBER 18**

Recalled D Jakub Kindl from Springfield (AHL); Placed D Alex Petrovic on injured reserve

**NOVEMBER 21**

Activated F Nick Bjugstad on injured reserve; Assigned F Jared McCann assigned to Springfield (AHL)

**NOVEMBER 24**

Assigned F Greg McKeeg assigned to Springfield (AHL)

**DECEMBER 4**

Recalled F Paul Thompson from Springfield (AHL)

**DECEMBER 22**

Recalled on emergency basis G Mike McKenna from Springfield (AHL)

**DECEMBER 23**

Assigned G Mike McKenna to Springfield (AHL)

**DECEMBER 29**

Recalled F Michael Sgarbossa from Springfield (AHL)

**DECEMBER 30**

Recalled F Greg McKeeg from Springfield (AHL)  
Assigned F Kyle Rau to Springfield (AHL)  
Placed F Aleksander Barkov on injured reserve

**DECEMBER 31**

Placed F Reilly Smith on injured reserve

**JANUARY 4**

Loaned D Dylan McIlrath to Springfield (AHL) on conditioning assignment

**JANUARY 5**

Recalled F Jared McCann from Springfield (AHL); Placed F Seth Griffith placed on injured reserve

**JANUARY 7**

Recalled G Sam Brittain from Manchester (ECHL); Placed F Nick Bjugstad on injured reserve

**JANUARY 9**

Assigned Sam Brittain (ECHL) to Manchester (ECHL)

**JANUARY 13**

Activated F Seth Griffith from injured reserve

**JANUARY 16**

Recalled D Dylan McIlrath from Springfield (AHL) conditioning assignment

**JANUARY 19**

Assigned F Denis Malgin to Springfield (AHL)  
Recalled G Reto Berra from Springfield (AHL)

**JANUARY 20**

F Seth Griffith claimed by Toronto Maple Leafs on waivers

**JANUARY 25**

Assigned G Reto Berra to Springfield (AHL)

**JANUARY 26**

Activated F Nick Bjugstad and D Alex Petrovic from injured reserve

**JANUARY 31**

Placed F Paul Thompson and D Dylan McIlrath on waivers

**FEBRUARY 1**

Assigned F Jared McCann and D Dylan McIlrath to Springfield (AHL)

**FEBRUARY 3**

Activated F Aleksander Barkov and F Jonathan Huberdeau from injured reserve; Assigned F Paul Thompson to Springfield (AHL)

**FEBRUARY 26**

Recalled F Denis Malgin from Springfield (AHL)

**FEBRUARY 27**

F Greg McKegg claimed off of waivers by Tampa Bay

**MARCH 1**

Acquired F Thomas Vanek acquired from Detroit in exchange for D Dylan McIlrath and a conditional 2017 third round draft pick  
Acquired G Adam Wilcox from TBL in exchange for G Mike McKenna  
Acquired D Reece Scarlett from NJD in exchange for F Shane Harper

**MARCH 3**

Recalled G Reto Berra from Springfield (AHL) on emergency basis

**MARCH 13**

Recalled D MacKenzie Weegar from Springfield (AHL)

**MARCH 21**

Assigned D MacKenzie Weegar to Springfield (AHL)

**MARCH 30**

G Adam Wilcox recalled from Springfield (AHL) on emergency basis

**APRIL 3**

D Ian McCoshen and D MacKenzie Weegar recalled from Springfield (AHL)

**APRIL 7**

G Adam Wilcox assigned to Springfield (AHL)

**APRIL 9**

G Sam Brittain recalled from Springfield (AHL) on emergency basis

**April 10**

D Ian McCoshen and D MacKenzie Weegar assigned to Springfield (AHL), G Sam Brittain assigned to Manchester (ECHL)

**JUNE 1**

F Henrik Haapala and F Maxim Mamin signed to a two-year ELC

**JUNE 21**

F Jonathan Marchessault claimed by VGK in Expansion Draft, F Reilly Smith traded to VGK in exchange for 2018 4th round pick.

**JULY 1**

D Alex Petrovic re-signed to a 1-year contract  
F Evgenii Dadonov signed to a three-year contract, F Micheal Haley signed to a two-year deal  
F Radim Vrbata signed to a one-year contract  
F Chase Balisy, F Connor Brickley, D Reece Scarlett, G Harri Sateri signed to a one-year two-way contracts  
F Curtis Valk signed to a one-year ELC  
F Jussi Jokinen bought out

**JULY 2**

F Alexandre Grenier signed to a one-year, two-year contracts  
F Sebastian Repo signed to a three-year ELC.

**SEPT. 17**

F Jamie McGinn acquired from Arizona for D Jason Demers



# INJURIES

// 2016-17 SEASON



PLAYER	GAMES MISSED	DATES MISSED	INJURY
Jonathan Huberdeau	51	10/13-2/3	Lower-Body
Nick Bjugstad	19	10/13-11/22	Upper-Body
Jussi Jokinen	9	10/22-11/7	Lower-Body
Jussi Jokinen	1	11/17	Illness
Alex Petrovic	33	11/17-1/23	Lower-Body
Jonathan Marchessault	4	12/5-12/8	Lower-Body
Jonathan Marchessault	3	12/15-12/20	Lower-Body
Reilly Smith	2	12/28-12/29	Upper-Body
Colton Sceviour	2	12/31-1/4	Upper-Body
Aleksander Barkov	15	1/7-2/3	Upper-Body
Seth Griffith	4	1/6-1/11	Upper-Body
Nick Bjugstad	9	1/7-1/20	Lower-Body
Greg McKegg	4	1/9-1/14	Upper-Body
Roberto Luongo	1	12/22	Upper-Body
Roberto Luongo	1	1/7	Upper-Body
Roberto Luongo	19	3/4-4/9	Lower-Body
Aaron Ekblad	4	3/14-3/19	Upper-Body
Denis Malgin	4	3/14-3/19	Upper-Body
Aaron Ekblad	10	3/23-4/9	Upper-Body
Aleksander Barkov	6	3/30-4/9	Upper-Body
James Reimer	3	3/30-4/3	Upper-Body
Jussi Jokinen	3	4/6-4/9	Lower-Body

**TOTAL MAN GAMES LOST: 207**



# HOME SCORING

// 2016-17 SEASON

PLAYER	POS	GP	G	A	P	+/-	PIM	PP
Aleksander Barkov	C	30	12	20	32	8	10	1
Jonathan Marchessault	C	38	22	9	31	-4	18	5
Vincent Trocheck	C	41	11	16	27	-5	22	1
Jaromir Jagr	R	41	6	19	25	1	22	3
Keith Yandle	D	41	3	22	25	1	20	1
Jonathan Huberdeau	L	16	5	11	16	-2	4	3
Jason Demers	D	40	5	10	15	-1	35	0
Reilly Smith	R	39	8	6	14	-11	15	2
Jussi Jokinen	L	35	3	11	14	-8	27	1
Colton Sceviour	C	40	4	7	11	-9	2	0
Michael Matheson	D	41	4	6	10	-6	12	0
Derek MacKenzie	C	41	3	6	9	-6	40	0
Mark Pysyk	D	41	2	6	8	1	6	0
Aaron Ekblad	D	35	4	3	7	-10	26	3
Nick Bjugstad	C	29	4	3	7	-10	12	1
Thomas Vanek	L	10	1	6	7	-4	0	0
Denis Malgin	C	24	4	1	5	-2	4	1
Alex Petrovic	D	27	0	5	5	-11	27	0
Greg McKegg	C	15	2	2	4	0	9	0
Michael Sgarbossa	C	18	0	4	4	-2	7	0
Shawn Thornton	L	22	2	1	3	1	52	0
Paul Thompson	R	10	0	3	3	-1	22	0
Shane Harper	R	8	2	0	2	0	16	0
Jakub Kindl	D	16	0	2	2	1	16	0
Kyle Rau	C	10	1	0	1	0	4	0
Seth Griffith	C	10	0	1	1	4	4	0
Jared McCann	C	15	0	1	1	-1	0	0
Ian McCoshen	D	2	0	1	1	0	0	0
Dylan McIlrath	D	1	0	0	0	0	0	0
MacKenzie Weegar	D	2	0	0	0	0	2	0

# AWAY SCORING

// 2016-17 SEASON



PLAYER	POS	GP	G	A	P	+/-	PIM	PP
Vincent Trocheck	C	41	12	15	27	-8	21	1
Reilly Smith	R	41	7	16	23	-2	2	4
Jaromir Jagr	R	41	10	11	21	1	34	5
Aleksander Barkov	C	31	9	11	20	5	0	2
Jonathan Marchessault	C	37	8	12	20	-17	20	3
Keith Yandle	D	41	2	14	16	-7	19	1
Jussi Jokinen	L	34	8	6	14	-7	12	3
Aaron Ekblad	D	33	6	8	14	-13	32	1
Colton Sceviour	C	40	5	8	13	-7	23	1
Jason Demers	D	41	4	9	13	-13	18	0
Jonathan Huberdeau	L	15	5	5	10	0	9	0
Mark Pysyk	D	41	2	7	9	-1	4	0
Alex Petrovic	D	22	1	8	9	10	52	0
Michael Matheson	D	40	3	4	7	1	24	0
Nick Bjugstad	C	25	3	4	7	-9	10	0
Derek MacKenzie	C	41	3	4	7	-1	10	0
Jared McCann	C	14	1	5	6	0	4	0
Denis Malgin	C	23	2	3	5	-3	4	1
Seth Griffith	C	11	0	4	4	2	4	0
Michael Sgarbossa	C	11	2	1	3	-1	2	1
Thomas Vanek	L	10	1	2	3	-3	6	0
Kyle Rau	C	14	1	1	2	-3	0	0
Greg McKeeg	C	16	1	1	2	-5	2	0
Jakub Kindl	D	23	0	2	2	-12	12	0
Dylan McIlrath	D	4	1	0	1	-2	10	0
Shane Harper	R	6	0	1	1	-1	2	0
Shawn Thornton	L	28	0	1	1	-8	15	0
MacKenzie Weegar	D	1	0	0	0	0	2	0
Ian McCoshen	D	1	0	0	0	0	0	0
Paul Thompson	R	11	0	0	0	-3	0	0
Steven Kampfer	D	1	0	0	0	-1	4	0





# OPPONENTS



# ANAHEIM DUCKS

## HONDA CENTER

2695 E Katella Ave  
Anaheim, CA | 714.704.2400  
www.AnahaimDucks.com

Capacity: 17,174  
Entered NHL: 1993-1994 Season

Owner: Henry and Susan Samuelli

Chief Executive Officer: Michael Schulman

Executive VP/General Manager: Bob Murray

Senior VP, Hockey Operations: David McNab

Head Coach: Randy Carlyle

Assistant Coaches: Trent Yawney,  
Rich Preston, Mark Morrison, Steve Konawalchuk

Goaltending Coach: Sudarshan Maharaj

Video Coordinator: Joe Piscotty

## 2016-17 RESULTS

Feb. 3: Panthers vs. Ducks (2-1 W)  
Feb. 17: Panthers at Ducks (4-1 W)

## 2017-18 SCHEDULE VS. DUCKS

Oct. 26: Panthers vs. Ducks  
Nov. 19: Panthers at Ducks

## FAST FACTS

	OVERALL	HOME	AWAY
Last Win	2/17/17	2/3/17	2/17/17
Last Loss	11/9/15	11/9/15	11/4/15
Overtime Record	1-1-3	1-0-2	0-1-1
Shutouts by FLA	1	1	Never
Last Time	11/21/01 (6-0)	11/21/01 (6-0)	Never
Shutouts of FLA	4	3	1
Last Time	2/19/12 (2-0)	2/19/12 (2-0)	1/21/06 (1-0)
Shootout Record	0-1	Never	0-1
Last Time	11/4/15 (3-2 L)	Never	11/4/15 (3-2 L)

YEAR BY YEAR

	HOME					AWAY					OVERALL				
	GP	W	L	T	OTL	GP	W	L	T	OTL	GP	W	L	T	OTL
1993-94	1	1	0	0	-	1	1	0	0	-	2	2	0	0	-
1994-95	DID NOT PLAY					DID NOT PLAY					DID NOT PLAY				
1995-96	1	0	0	1	-	1	1	0	0	-	2	1	0	1	-
1996-97	1	0	1	0	-	1	0	1	0	-	2	0	2	0	-
1997-98	1	0	0	1	-	1	0	1	0	-	2	0	1	1	-
1998-99	0	0	0	0	-	1	1	0	0	-	1	1	0	0	-
1999-00	1	1	0	0	0	1	1	0	0	0	2	2	0	0	0
2000-01	0	0	0	0	0	1	0	0	0	1	1	0	0	0	1
2001-02	1	1	0	0	0	1	1	0	0	0	2	2	0	0	0
2002-03	1	0	1	0	0	1	0	0	1	0	2	0	1	1	0
2003-04	1	1	0	0	0	0	0	0	0	0	1	1	0	0	0
2005-06	0	0	0	-	0	1	0	1	-	0	1	0	1	-	0
2006-07	1	0	1	-	0	0	0	0	-	0	1	0	1	-	0
2007-08	DID NOT PLAY					DID NOT PLAY					DID NOT PLAY				
2008-09	0	0	0	-	0	1	1	0	-	0	1	1	0	-	0
2009-10	1	0	1	-	0	0	0	0	-	0	1	0	1	-	0
2010-11	0	0	0	-	0	1	0	1	-	0	1	0	1	-	0
2011-12	1	0	1	-	0	0	0	0	-	0	1	0	1	-	0
2012-13	DID NOT PLAY					DID NOT PLAY					DID NOT PLAY				
2013-14	1	1	0	-	0	1	0	1	-	0	2	1	1	-	0
2014-15	1	1	0	-	0	1	1	0	-	0	2	2	0	-	0
2015-16	1	0	1	-	0	1	0	0	-	1	2	0	1	-	1
2016-17	1	1	0	-	0	1	1	0	-	0	2	2	0	-	0
TOTALS	15	7	6	2	0	16	8	5	1	2	31	15	11	3	2



# ARIZONA COYOTES



## GILA RIVER ARENA

9400 W Maryland Ave  
Glendale, AZ | 623. 772.3800  
www.ArizonaCoyotes.com

Capacity 17,125

Entered NHL: 1979-80 (Winnipeg)

Owner, Chairman & Governor:

Andrew Barroway

President & CEO: Steve Patterson

President of Hockey Operations &

General Manager: John Chayka

Assistant General Managers: Steve

Sullivan, Chris O'Hearn

Head Coach: Rick Tocchet

Assistant Coaches: Scott Allen, John

MacLean

Goaltending Coach: Jon Elkin

Video Coach: Steve Peters

## 2016-17 RESULTS

Jan. 23: Panthers at Coyotes (3-2 L  
[OT])

March 23: Panthers vs. Coyotes  
(3-1 W)

## 2017-18 SCHEDULE VS. COYOTES

Dec. 19 Panthers at Coyotes

March 24: Panthers vs. Coyotes

## FAST FACTS

	OVERALL	HOME	AWAY
Last Win	3/23/17	3/23/17	12/4/10
Last Loss	1/23/17 [OT]	10/30/14	1/23/17 [OT]
Overtime Record	1-3-3	Never	1-3-3
Shutouts by FLA	Never	Never	Never
Last Time	Never	Never	Never
Shutouts of FLA	1	Never	1
Last Time	3/5/97 (3-0)	Never	3/5/97 (3-0)
Shootout Record	1-1	0-1	1-0
Last Time	12/4/10 (2-1 W)	3/18/10 (4-3 L)	12/4/10 (2-1 W)

YEAR BY YEAR

	HOME					AWAY					OVERALL				
	GP	W	L	T	OTL	GP	W	L	T	OTL	GP	W	L	T	OTL
1993-94	1	0	1	0	-	2	2	0	0	-	3	2	1	0	-
1994-95	DID NOT PLAY					DID NOT PLAY					DID NOT PLAY				
1995-96	1	1	0	0	-	1	0	1	0	-	2	1	1	0	-
1996-97	1	0	1	0	-	1	0	0	1	-	2	0	1	1	-
1997-98	1	0	1	0	-	1	0	1	0	-	2	0	2	0	-
1998-99	1	1	0	0	-	1	0	0	1	-	2	1	0	1	-
1999-00	0	0	0	0	0	1	1	0	0	0	1	1	0	0	0
2000-01	1	1	0	0	0	1	0	0	0	1	2	1	0	0	1
2001-02	1	0	1	0	0	0	0	0	0	0	1	0	1	0	0
2002-03	0	0	0	0	0	1	0	0	1	0	1	0	0	1	0
2003-04	1	0	1	0	0	1	1	0	0	0	2	1	1	0	0
2005-06	0	0	0	0	0	1	0	1	-	0	1	0	1	-	0
2006-07	1	1	0	-	0	0	0	0	-	0	1	1	0	-	0
2007-08	DID NOT PLAY					DID NOT PLAY					DID NOT PLAY				
2008-09	0	0	0	0	0	1	0	1	-	0	1	0	1	-	0
2009-10	1	0	0	-	1	0	0	0	-	0	1	0	0	-	0
2010-11	0	0	0	-	0	1	1	0	-	0	1	1	0	-	0
2011-12	1	0	1	-	0	0	-	-	-	-	1	0	1	-	0
2012-13	DID NOT PLAY					DID NOT PLAY					DID NOT PLAY				
2013-14	1	0	1	-	0	1	0	1	-	0	2	0	2	-	0
2014-15	1	1	0	-	0	1	0	0	-	1	2	0	2	-	0
2015-16	1	1	0	-	0	1	0	1	-	0	2	1	1	-	0
2016-17	1	1	0	-	0	1	0	0	-	1	2	1	0	-	1
<b>TOTALS</b>	<b>15</b>	<b>7</b>	<b>7</b>	<b>0</b>	<b>1</b>	<b>17</b>	<b>5</b>	<b>6</b>	<b>3</b>	<b>3</b>	<b>32</b>	<b>12</b>	<b>13</b>	<b>3</b>	<b>4</b>



# BOSTON BRUINS

## TD GARDEN

100 Legends Way  
Boston, MA | 617.624.1050  
www.BostonBruins.com

Capacity: 17,565  
Entered NHL: 1924-25 Season

Owner and Governor, Chairman of  
NHL Board of Governors: Jeremy M.  
Jacobs

Chief Executive Officer: Charlie  
Jacobs

President: Cam Neely

Senior Advisor to the Owner: Harry  
Sinden

GENERAL MANAGER: Don Sweeney

Assistant General Manager: Scott  
Bradley

Head Coach: Bruce Cassidy

Assistant Coaches: Jay Pandolfo,  
Joe Sacco

Goaltending Coach: Bob Essensa

Video Coordinator: J.P. Buckley

## 2016-17 RESULTS

Nov. 1: Panthers vs. Bruins (2-1 L)

Dec. 5: Panthers at Bruins

(4-3 L [OT])

Dec. 22: Panthers vs. Bruins (3-1 L)

Jan. 7: Panthers vs. Bruins (4-0 L)

Apr. 1: Panthers at Bruins (5-2 L)

## 2017-18 SCHEDULE VS. BRUINS

Jan. 4: Panthers at Bruins

March 15: Panthers vs. Bruins

March 31: Panthers at Bruins

April 5: Panthers vs. Bruins

## FAST FACTS

	OVERALL	HOME	AWAY
Last Win	3/24/16	4/9/15	3/24/16
Last Loss	4/1/17	1/7/17	4/1/17
Overtime Record	3-5-6	1-3-2	2-2-4
Shutouts by FLA	10	4	6
Last Time	12/8/11 (2-0)	2/21/09 (2-0)	12/8/11 (2-0)
Shutouts of FLA	7	3	4
Last Time	1/7/17 (4-0)	1/7/17 (4-0)	4/21/13 (3-0)
Shootout Record	3-4	1-4	2-0
Last Time	3/21/15 (2-1 W)	11/12/09 (1-0 W)	3/21/15 (2-1 W)

YEAR BY YEAR	HOME					AWAY					OVERALL				
	GP	W	L	T	OTL	GP	W	L	T	OTL	GP	W	L	T	OTL
1993-94	2	1	1	0	-	2	0	1	1	-	4	1	3	0	-
1994-95	1	0	1	1	-	2	2	0	0	-	3	2	1	0	-
1995-96	2	1	1	0	-	2	0	1	1	-	4	1	2	1	-
1996-97	2	1	1	0	-	2	1	1	0	-	4	2	2	0	-
1997-98	2	1	1	0	-	2	2	0	0	-	4	3	1	0	-
1998-99	2	0	2	0	-	2	0	1	1	-	4	0	3	1	-
1999-00	2	2	0	0	0	2	2	0	0	0	4	4	0	0	0
2000-01	2	2	0	0	0	2	1	1	1	0	4	3	1	0	0
2001-02	2	0	2	0	0	2	0	2	0	0	4	0	4	0	0
2002-03	2	1	0	0	1	2	0	1	1	0	4	1	1	1	1
2003-04	2	0	0	2	0	2	2	0	0	0	4	2	0	2	0
2005-06	2	1	1	-	0	2	1	1	-	0	4	2	2	-	0
2006-07	2	2	0	-	0	2	2	0	-	0	4	4	0	-	0
2007-08	2	0	1	-	1	2	2	0	-	0	4	2	1	-	1
2008-09	2	1	1	-	0	2	0	2	-	0	4	1	3	-	0
2009-10	2	0	1	-	1	2	2	0	-	0	4	2	1	-	1
2010-11	2	0	1	-	1	2	0	2	-	0	4	0	3	-	1
2011-12	2	0	0	-	1	2	1	1	-	0	4	2	1	-	1
2012-13	1	0	1	-	0	2	0	2	-	0	3	0	3	-	0
2013-14	2	0	2	-	0	3	0	3	-	0	5	0	5	-	0
2014-15	2	2	0	-	0	2	0	1	-	1	4	2	1	-	1
2015-16	2	0	1	-	1	2	1	1	-	0	4	1	2	-	1
2016-17	3	0	3	-	0	2	0	1	-	1	5	0	4	-	1
TOTALS	45	16	21	2	6	47	19	22	4	2	92	35	43	6	8



# BUFFALO SABRES



## KEYBANK CENTER

1 Seymour H Knox III Plz  
Buffalo, NY | 716.855.4100  
www.BuffaloSabres.com

Capacity: 18,690  
Entered NHL: 1970-71 Season

Owner/CEO: Terry Pegula  
Owner/CEO, Pegula Sports and  
Entertainment: Kim Pegula  
President/Alternate Governor: Russ  
Brandon  
General Manager: Jason Botterill  
Assistant General Managers: Randy  
Sexton, Steve Greeley  
Head Coach: Phil Housley  
Assistant Coaches: Davis Payne,  
Chris Hajt, Tom Ward  
Goaltending Coach: Andrew  
Allen

## 2016-17 RESULTS

Oct. 29: Panthers at Sabres (3-0 L)  
Dec. 20: Panthers vs. Sabres (4-3 W,  
Shootout)  
March 27: Panthers at Sabres (4-2 L)  
April 8: Panthers vs. Sabres  
(3-0 W)

## 2017-18 SCHEDULE VS. SABRES

Nov. 10 Panthers at Sabres  
Feb. 1 Panthers at Sabres  
March 2 Panthers vs Sabres  
April 7 Panthers vs Sabres

## FAST FACTS

	OVERALL	HOME	AWAY
Last Win	4/8/17	4/8/17	2/9/16
Last Loss	3/27/17	11/12/15	3/27/17
Overtime Record	1-8-4	1-3-1	0-5-3
Shutouts by FLA	6	2	4
Last Time	4/8/17 (3-0)	4/8/17 (3-0)	12/20/02 (3-0)
Shutouts of FLA	8	4	4
Last Time	10/29/16 (3-0)	10/20/11 (3-0)	10/29/16 (3-0)
Shootout Record	4-2	2-1	1-0
Last Time	12/20/16 (4-3 W)	12/20/16 (4-3 W)	1/9/14 (2-1 W)

YEAR BY YEAR

	HOME					AWAY					OVERALL				
	GP	W	L	T	OTL	GP	W	L	T	OTL	GP	W	L	T	OTL
1993-94	2	1	1	0	-	2	1	1	0	-	4	2	2	0	-
1994-95	1	0	1	0	-	2	0	2	0	-	3	0	3	0	-
1995-96	2	2	0	0	-	2	0	2	0	-	4	2	2	0	-
1996-97	2	2	0	0	-	2	0	1	1	-	4	2	1	1	-
1997-98	2	0	2	0	-	2	1	1	0	-	4	1	3	0	-
1998-99	2	1	1	0	-	3	0	2	1	-	5	1	3	1	-
1999-00	2	1	1	0	0	2	1	0	0	1	4	2	1	0	1
2000-01	2	1	1	0	0	2	0	2	0	0	4	1	3	0	0
2001-02	2	1	1	0	0	2	1	1	0	0	4	2	2	0	0
2002-03	2	0	1	1	0	2	1	1	0	0	4	1	2	1	0
2003-04	2	1	1	0	0	2	0	1	1	0	4	1	2	1	0
2005-06	2	2	0	-	0	2	1	1	-	0	4	3	1	-	0
2006-07	2	1	1	-	0	2	0	1	-	1	4	1	2	-	1
2007-08	2	0	2	-	0	2	1	1	-	0	4	1	3	-	0
2008-09	2	1	0	-	1	2	0	2	-	0	4	1	2	-	1
2009-10	2	0	2	-	0	2	1	1	-	0	4	1	3	-	0
2010-11	2	1	0	-	1	2	1	1	-	0	4	2	1	-	1
2011-12	2	1	1	-	0	2	1	0	-	1	4	2	1	-	1
2012-13	2	1	1	-	1	1	1	0	-	0	3	2	1	-	1
2013-14	2	1	1	-	0	2	2	0	-	0	4	3	1	-	0
2014-15	2	2	0	-	0	3	2	0	-	1	5	4	0	-	1
2015-16	2	1	1	-	0	2	2	0	-	0	4	3	1	-	0
2016-17	2	2	0	-	0	2	0	2	-	0	4	2	2	-	0
TOTALS	45	23	18	1	3	47	17	23	3	4	92	40	41	4	7



# CALGARY FLAMES

## SCOTIABANK SADDLEDOME

555 Saddledome Rise SE  
Calgary, AB | 403.777.4646  
www.CalgaryFlames.com

Capacity: 19,289  
Entered NHL: 1972-73 Season  
(Atlanta)

Owners: N. Murray Edwards, Alvin G. Libin, Clayton H. Riddell, Allan P. Markin, Jeffrey J. McCaig  
President/CEO: Ken King  
President, Hockey Operations: Brian Burke  
General Manager: Brad Treliving  
Assistant General Managers: Craig Conroy, Brad Pascal  
Head Coach: Greg Gulutzan  
Assistant Coaches: Dave Cameron, Paul Jerrard, Martin Gelinias, Jamie Pringle (Video)  
Goaltending Coach: Jordan Sigalet

## 2016-17 RESULTS

Jan. 17: Panthers at Flames (5-2 L)  
Feb. 24: Panthers vs. Flames (4-2 L)

## 2017-18 SCHEDULE VS. FLAMES

Jan. 12 Panthers vs Flames  
Feb. 17 Panthers at Flames

## FAST FACTS

	OVERALL	HOME	AWAY
Last Win	11/10/15	1/9/15	11/10/15
Last Loss	2/24/17	2/24/17	1/17/17
Overtime Record	0-1-2	0-1-1	0-2-3
Shutouts by FLA	2	1	1
Last Time	10/14/10 (3-0)	11/9/02 (3-0)	10/14/10 (3-0)
Shutouts of FLA	2	Never	2
Last Time	1/13/16 (6-0)	Never	1/13/16 (6-0)
Shootout Record	2-2	1-1	1-1
Last Time	11/22/13 (4-3 L)	12/16/11 (3-2 L)	11/22/13(4-3 L)

YEAR BY YEAR

	HOME					AWAY					OVERALL				
	GP	W	L	T	OTL	GP	W	L	T	OTL	GP	W	L	T	OTL
1993-94	1	1	0	0	-	1	0	1	0	-	2	1	1	0	-
1994-95	DID NOT PLAY					DID NOT PLAY					DID NOT PLAY				
1995-96	1	1	0	0	-	1	0	1	0	-	2	1	1	0	-
1996-97	1	0	1	0	-	1	1	0	0	-	2	1	1	0	-
1997-98	1	0	1	0	-	1	0	0	1	-	2	0	1	1	-
1998-99	1	0	1	0	-	1	1	0	0	-	2	1	1	0	-
1999-00	1	0	0	0	1	1	1	0	0	0	2	1	0	0	1
2000-01	1	0	0	1	0	0	0	0	0	0	1	0	0	1	0
2001-02	1	0	0	1	0	1	0	1	0	0	2	0	1	1	0
2002-03	1	1	0	0	0	0	0	0	0	0	1	1	0	0	0
2003-04	0	0	0	0	0	1	0	1	0	0	1	0	1	0	0
2005-06	DID NOT PLAY					DID NOT PLAY					DID NOT PLAY				
2006-07	0	0	0	-	0	1	0	0	-	1	1	0	0	-	1
2007-08	1	0	0	-	1	0	0	0	-	0	1	0	0	-	1
2008-09	0	0	0	-	0	1	1	0	-	0	1	1	0	-	0
2009-10	1	0	1	-	0	0	0	0	-	0	1	0	1	-	0
2010-11	0	0	0	-	0	1	1	0	-	0	1	1	0	-	0
2011-12	1	1	0	-	0	0	0	0	-	0	1	1	0	-	0
2012-13	DID NOT PLAY					DID NOT PLAY					DID NOT PLAY				
2013-14	1	0	1	-	0	1	0	0	-	1	2	0	1	-	1
2014-15	1	0	1	-	0	1	1	0	-	0	2	1	1	-	0
2015-16	1	1	0	-	0	1	0	1	-	0	2	1	1	-	0
2016-17	1	0	1	-	0	1	0	1	-	0	2	0	2	-	0
<b>TOTALS</b>	<b>16</b>	<b>5</b>	<b>7</b>	<b>2</b>	<b>2</b>	<b>15</b>	<b>6</b>	<b>6</b>	<b>1</b>	<b>2</b>	<b>31</b>	<b>11</b>	<b>13</b>	<b>3</b>	<b>4</b>

# CAROLINA HURRICANES



## PNC ARENA

1400 Edward Mill Rd  
Raleigh, NC | 919.467.7825  
www.CarolinaHurricanes.com

Capacity: 18,680  
Entered NHL: 1979-80 (Hartford)

Owner/Chief Executive Officer/  
Governor: Peter Karmanos Jr.  
President: Don Waddell  
Executive Vice President/General  
Manager: Ron Francis

Assistant General Managers:  
Brian Tatum, Mike Vellucci, Ricky  
Olczyk

Head Coach: Bill Peters  
Assistant Coaches: Rod Brind'Amour,  
Steve Smith

Video Coaches: Chris Huffine, L.J.  
Scarpace  
Goaltending Coach: Mike Bales

## 2016-17 RESULTS

Nov. 27: Panthers at Hurricanes  
(3-2 L)  
Feb. 28: Panthers vs. Hurricanes (3-2  
W, Shootout)  
March 21: Panthers vs. Hurricanes  
(4-3 L)

## 2017-18 SCHEDULE VS. HURRICANES

Nov. 7: Panthers at Hurricanes  
Dec. 2: Panthers at Hurricanes  
April 2: Panthers vs. Hurricanes

## FAST FACTS

	OVERALL	HOME	AWAY
Last Win	2/28/17 [S0]	2/28/17 [S0]	12/18/15
Last Loss	3/21/17	3/21/17	11/27/16
Overtime Record	4-11-11	3-7-8	1-4-3
Shutouts by FLA	9	6	3
Last Time	3/14/15 (2-0)	11/26/14	3/14/15 (2-0)
Shutouts of FLA	3	1	2
Last Time	3/27/14 (3-0)	3/27/14 (3-0)	11/5/05 (2-0)
Shootout Record	2-2	2-1	1-0
Last Time	2/28/17 (3-2 W)	2/28/17 (3-2 W)	2/25/12 (3-2 W)

YEAR BY YEAR	HOME					AWAY					OVERALL				
	GP	W	L	T	OTL	GP	W	L	T	OTL	GP	W	L	T	OTL
1993-94	2	0	2	0	-	2	1	1	0	-	4	1	3	0	-
1994-95	2	1	0	1	-	2	2	0	0	-	4	3	0	1	-
1995-96	2	2	0	0	-	2	1	1	0	-	4	3	1	0	-
1996-97	2	1	0	1	-	2	0	2	0	-	4	1	2	1	-
1997-98	2	1	1	0	-	2	2	0	0	-	4	3	1	0	-
1998-99	3	0	0	3	-	2	0	1	1	-	5	0	1	4	-
1999-00	2	1	0	0	1	3	1	1	0	1	5	2	1	0	2
2000-01	3	0	0	2	1	2	1	1	0	0	5	1	1	2	1
2001-02	2	0	2	0	0	3	0	2	1	0	5	0	4	1	0
2002-03	3	3	0	0	0	2	1	1	0	0	5	4	1	0	0
2003-04	3	2	0	1	0	3	0	2	1	0	6	2	2	2	0
2005-06	4	2	1	-	1	4	0	4	-	0	8	2	5	-	1
2006-07	4	1	0	-	3	4	0	3	-	1	8	1	3	-	4
2007-08	4	2	1	-	1	4	1	3	-	0	8	3	4	-	1
2008-09	3	2	0	-	1	3	1	1	-	1	6	3	1	-	2
2009-10	3	3	0	-	0	3	0	3	-	0	6	3	3	-	0
2010-11	3	1	2	-	0	3	1	2	-	0	6	2	4	-	0
2011-12	3	3	0	-	0	3	2	1	-	0	6	5	1	-	0
2012-13	2	1	1	-	0	2	1	1	-	0	4	2	2	-	0
2013-14	1	0	1	-	0	2	0	2	-	0	3	0	3	-	0
2014-15	2	2	0	-	0	1	1	0	-	0	3	3	0	-	0
2015-16	1	1	0	-	0	2	2	0	-	0	3	3	0	-	0
2016-17	2	1	1	-	0	1	0	1	-	0	3	1	2	-	0
<b>TOTALS</b>	<b>58</b>	<b>30</b>	<b>12</b>	<b>8</b>	<b>8</b>	<b>57</b>	<b>18</b>	<b>33</b>	<b>3</b>	<b>3</b>	<b>115</b>	<b>48</b>	<b>45</b>	<b>11</b>	<b>11</b>



# CHICAGO BLACKHAWKS

## UNITED CENTER

1901 W Madison St.  
Chicago, IL | 312.455.4500  
www.ChicagoBlackhawks.com

Capacity: 22,428  
Entered NHL: 1926-27 Season

Chairman: W. Rockwell Wirtz  
President & CEO: John  
McDonough  
Senior Vice President/General  
Manager: Stan Bowman  
Senior Vice President, Hockey  
Operations: Al MacIsaac  
Assistant General Manager: Norm  
Maciver  
Head Coach: Joel Quenneville  
Assistant Coaches: Kevin Dineen, Ulf  
Samuelsson, Don Granato  
Goaltending Coach: Jimmy Waite  
Video Coach: Matt Meacham

## 2016-17 RESULTS

Nov. 29: Panthers at Blackhawks (2-1  
L, Shootout)  
March 25: Panthers vs. Blackhawks  
(7-0 W)

## 2017-18 SCHEDULE VS. BLACKHAWKS

Nov. 25: Panthers vs. Blackhawks  
Dec. 12: Panthers at Blackhawks

## FAST FACTS

	OVERALL	HOME	AWAY
Last Win	3/25/17	3/25/17	10/2/09 [SO]
Last Loss	11/29/16 [SO]	2/26/15	11/29/16 [SO]
Overtime Record	1-0-3	1-0-1	0-0-2
Shutouts by FLA	3	2	1
Last Time	3/25/17 (7-0)	3/25/17 (7-0)	3/29/98 (4-0)
Shutouts of FLA	6	4	2
Last Time	2/26/15 (3-0)	2/26/15 (3-0)	4/21/13 (3-0)
Shootout Record	1-4	0-2	1-1
Last Time	11/29/16 (2-1 L)	10/22/13 (3-2 L)	11/29/16 (2-1 L)

YEAR BY YEAR	HOME					AWAY					OVERALL				
	GP	W	L	T	OTL	GP	W	L	T	OTL	GP	W	L	T	OTL
1993-94	1	0	1	0	-	1	0	0	1	-	2	0	1	1	-
1994-95	DID NOT PLAY					DID NOT PLAY					DID NOT PLAY				
1995-96	1	0	1	0	-	1	0	1	0	-	2	0	2	0	-
1996-97	1	1	0	0	-	1	1	0	0	-	2	2	0	0	-
1997-98	1	0	1	0	-	1	1	0	0	-	2	1	1	0	-
1998-99	1	1	0	0	-	1	1	0	0	-	2	2	0	0	-
1999-00	1	0	1	0	0	1	0	1	0	0	2	0	2	0	0
2000-01	0	0	0	0	0	1	0	1	0	0	2	0	2	0	0
2001-02	1	0	1	0	0	1	0	1	0	0	2	0	2	0	0
2002-03	1	0	0	1	0	1	0	1	0	0	2	0	1	1	0
2003-04	0	0	0	0	0	1	0	0	1	0	1	0	0	1	0
2005-06	1	1	0	-	0	0	0	0	-	0	1	1	0	-	0
2006-07	DID NOT PLAY					DID NOT PLAY					DID NOT PLAY				
2007-08	0	0	0	-	0	1	1	0	-	0	1	1	0	-	0
2008-09	1	0	1	-	0	0	0	0	-	0	1	0	1	-	0
2009-10	1	0	1	-	0	1	1	0	-	0	2	1	1	-	0
2010-11	1	1	0	-	0	1	0	1	-	0	2	1	1	-	0
2011-12	1	0	0	-	1	1	0	1	-	0	2	0	1	-	1
2012-13	DID NOT PLAY					DID NOT PLAY					DID NOT PLAY				
2013-14	1	0	0	-	1	1	0	1	-	0	2	0	1	-	1
2014-15	0	0	1	-	0	1	0	0	-	1	2	0	1	-	1
2015-16	1	1	0	-	0	1	0	1	-	0	2	1	1	-	0
2016-17	1	1	0	-	0	1	0	0	-	1	2	1	0	-	1
<b>TOTALS</b>	<b>17</b>	<b>6</b>	<b>8</b>	<b>1</b>	<b>2</b>	<b>18</b>	<b>5</b>	<b>9</b>	<b>2</b>	<b>2</b>	<b>35</b>	<b>11</b>	<b>17</b>	<b>3</b>	<b>4</b>

# COLORADO AVALANCHE



## PEPSI CENTER

1000 Chopper Cir.  
Denver, CO | 303.405.1100  
www.ColoradoAvalanche.com

Capacity: 18,007  
Entered NHL: 1979-80 (Quebec)

Owner: E. Stanley Kroenke  
President & Governor: Josh Kroenke  
Executive Vice President/General Manager/Alternate Governor: Joe Sakic  
Assistant General Managers: Craig Billington, Chris MacFarland  
Head Coach: Jared Bednar  
Assistant Coach: Nolan Pratt, Ray Bennett  
Goaltending Coach: Jusi Parkkila  
Video Coordinator: Brett Heimlich

## 2016-17 RESULTS

Oct. 22: Panthers vs. Avalanche (5-2 W)  
Dec. 16: Panthers at Avalanche (3-1 W)

## 2017-18 SCHEDULE VS. AVALANCHE

Dec. 9: Panthers vs. Avalanche  
Dec. 14: Panthers at Avalanche

## FAST FACTS

	OVERALL	HOME	AWAY
Last Win	12/16/16	10/22/16	12/16/16
Last Loss	3/3/16	1/15/15	3/3/16
Overtime Record	2-4-3	1-1-0	1-3-3
Shutouts by FLA	1	1	Never
Last Time	2/21/08 (3-0)	2/21/08 (3-0)	Never
Shutouts of FLA	1	0	1
Last Time	3/11/10	Never	3/11/10
Shootout Record	1-1	1-1	Never
Last Time	12/2/09 (6-5 W)	12/2/09 (6-5 W)	Never

YEAR BY YEAR	HOME					AWAY					OVERALL				
	GP	W	L	T	OTL	GP	W	L	T	OTL	GP	W	L	T	OTL
1993-94	2	0	2	0	-	2	1	0	1	-	4	1	2	1	-
1994-95	2	1	1	0	-	1	0	1	0	-	3	1	2	0	-
1995-96	1	0	1	0	-	1	0	0	1	-	2	0	1	1	-
1996-97	1	0	1	0	-	1	1	0	0	-	2	1	1	0	-
1997-98	1	0	1	0	-	1	0	1	0	-	2	0	2	0	-
1998-99	1	0	1	0	-	1	0	0	1	-	2	0	1	1	-
1999-00	0	0	0	0	0	1	1	0	0	0	1	1	0	0	0
2000-01	1	0	1	0	0	1	0	1	0	0	2	0	2	0	0
2001-02	0	0	0	0	0	1	0	1	0	0	1	0	1	0	0
2002-03	1	0	1	0	0	1	1	0	0	0	2	1	1	0	0
2003-04	1	0	1	0	0	0	0	0	0	0	1	0	1	0	0
2005-06	DID NOT PLAY					DID NOT PLAY					DID NOT PLAY				
2006-07	0	0	0	-	0	1	0	0	-	1	1	0	0	-	1
2007-08	1	0	0	-	1	0	0	0	-	0	1	0	0	-	1
2008-09	1	1	0	-	0	0	0	0	-	0	1	1	0	-	0
2009-10	1	1	0	-	0	1	0	1	-	0	2	1	1	-	0
2010-11	1	1	0	-	0	0	0	0	-	0	1	1	0	-	0
2011-12	0	0	0	-	0	1	0	0	-	1	1	0	0	-	1
2012-13	DID NOT PLAY					DID NOT PLAY					DID NOT PLAY				
2013-14	1	0	1	-	0	1	1	0	-	0	2	1	1	-	0
2014-15	1	0	1	-	0	1	1	0	-	0	2	1	1	-	0
2015-16	1	1	0	-	0	1	0	1	-	0	1	1	1	-	0
2016-17	1	1	0	-	0	1	1	0	-	0	2	2	0	-	0
<b>TOTALS</b>	<b>19</b>	<b>6</b>	<b>12</b>	<b>0</b>	<b>1</b>	<b>18</b>	<b>7</b>	<b>6</b>	<b>3</b>	<b>2</b>	<b>37</b>	<b>13</b>	<b>18</b>	<b>3</b>	<b>3</b>



# COLUMBUS BLUE JACKETS

## NATIONWIDE ARENA

200 W Nationwide Blvd  
Columbus, OH | 614.246.2000  
www.ColumbusBlueJackets.com

Capacity: 18,500  
Entered NHL: 2000-01 Season

Majority Owner/Governor: John P. McConnell  
President/Alternate Governor: Mike Priest  
President, Hockey Operations/  
Alternate Governor: John Davidson  
General Manager: Jarmo Kekalainen  
Assistant General Manager: Bill Zito  
Head Coach: John Tortorella  
Assistant Coaches: Brad Larsen,  
Kenny McCudden, Brad Shaw  
Goaltending Coach: Ian Clark  
Video Assistant Coach: Dan Singleton

## 2016-17 RESULTS

Nov. 26: Panthers vs. Blue Jackets  
(2-1 W, Shootout)  
Jan. 14: Panthers vs. Blue Jackets  
(4-3 W)  
March 16: Panthers at Blue Jackets  
(2-1 L)

## 2017-18 SCHEDULE VS. BLUE JACKETS

Nov. 2: Panthers vs. Blue Jackets  
Jan. 7: Panthers at Blue Jackets  
March 22: Panthers at Blue Jackets

## FAST FACTS

	OVERALL	HOME	AWAY
Last Win	1/14/17	1/14/17	12/4/15 [SO]
Last Loss	3/16/17	12/4/14 [SO]	3/16/17
Overtime Record	0-3-0	0-3-0	0-0-0
Shutouts by FLA	3	2	1
Last Time	1/3/04 (1-0)	1/3/04 (1-0)	11/17/00 (3-0)
Shutouts of FLA	1	Never	1
Last Time	12/9/09 (3-0)	Never	12/9/09 (3-0)
Shootout Record	2-3	1-1	1-2
Last Time	11/26/16 (2-1 W)	11/26/16 (2-1 W)	2/27/16 (4-3 L)

YEAR BY YEAR

	HOME					AWAY					OVERALL				
	GP	W	L	T	OTL	GP	W	L	T	OTL	GP	W	L	T	OTL
2000-01	1	0	0	0	1	1	1	0	0	0	2	1	0	0	1
2001-02	1	1	0	0	0	0	0	0	0	0	1	1	0	0	0
2002-03	0	0	0	0	0	1	0	1	0	0	1	0	1	0	0
2003-04	1	1	0	0	0	0	0	0	0	0	1	1	0	0	0
2005-06	1	0	0	-	1	0	0	0	-	0	1	0	0	-	1
2006-07	DID NOT PLAY					DID NOT PLAY					DID NOT PLAY				
2007-08	0	0	0	-	0	1	1	0	-	0	1	1	0	-	0
2008-09	1	0	1	-	0	0	0	0	-	0	1	0	1	-	0
2009-10	0	0	0	-	0	1	0	1	-	0	1	0	1	-	0
2010-11	1	0	0	-	1	1	0	0	-	1	2	0	0	-	2
2011-12	0	0	0	-	0	1	0	1	-	0	1	0	1	-	0
2012-13	DID NOT PLAY					DID NOT PLAY					DID NOT PLAY				
2013-14	1	0	1	-	0	2	0	2	-	0	3	0	3	-	0
2014-15	2	1	0	-	1	1	0	1	-	0	3	1	1	-	1
2015-16	1	1	0	-	0	2	1	0	-	1	3	2	0	-	1
2016-17	2	2	0	-	0	1	0	1	-	0	3	2	1	-	0
<b>TOTALS</b>	<b>12</b>	<b>6</b>	<b>2</b>	<b>0</b>	<b>4</b>	<b>12</b>	<b>3</b>	<b>7</b>	<b>0</b>	<b>2</b>	<b>24</b>	<b>9</b>	<b>9</b>	<b>0</b>	<b>6</b>



## AMERICAN AIRLINES CENTER

2500 Victory Ave  
Dallas, TX | 214.222.3687  
www.DallasStars.com

Capacity: 19,323  
Entered NHL: 1967-68 (Minnesota)

Owner and Governor: Tom Gaglardi  
President/CEO: James R. Lites  
General Manager: Jim Nill  
Senior Advisor to the General Manager: Les Jackson  
Assistant General Managers: Mark Janko, Scott White  
Head Coach: Ken Hitchcock  
Assistant Coaches: Stu Barnes, Curt Fraser, Rick Wilson  
Goaltending Coach: Jeff Reese  
Video Coach: Kelly Forbes

## 2016-17 RESULTS

Dec. 31: Panthers at Stars (3-1 W)  
March 4: Panthers vs. Stars (2-1 L)

## 2017-18 SCHEDULE VS. STARS

Nov. 14: Panthers vs. Stars  
Jan. 23: Panthers at Stars

## FAST FACTS

	OVERALL	HOME	AWAY
Last Win	12/31/16	4/6/14	12/31/16
Last Loss	3/4/17	3/4/17	2/13/15
Overtime Record	3-0-3	1-0-1	2-0-2
Shutouts by FLA	3	2	1
Last Time	11/15/11 (6-0)	12/19/03 (1-0)	11/15/11 (6-0)
Shutouts of FLA	3	1	2
Last Time	2/13/15 (2-0)	12/27/02 (4-0)	2/13/15 (2-0)
Shootout Record	1-1	0-1	1-0
Last Time	3/5/15 (4-3 L)	3/5/15 (4-3 L)	10/30/09 (6-5 W)

YEAR BY YEAR

	HOME					AWAY					OVERALL				
	GP	W	L	T	OTL	GP	W	L	T	OTL	GP	W	L	T	OTL
1993-94	1	0	1	0	-	1	0	0	1	-	2	0	1	1	-
1994-95	DID NOT PLAY					DID NOT PLAY					DID NOT PLAY				
1995-96	1	1	0	0	-	1	0	0	1	-	2	1	0	1	-
1996-97	1	0	0	1	-	1	1	0	0	-	2	1	0	1	-
1997-98	1	1	0	0	-	1	0	1	0	-	2	1	1	0	-
1998-99	1	0	1	0	-	1	0	1	0	-	2	0	2	0	-
1999-00	1	0	1	0	0	1	0	1	0	0	2	0	2	0	0
2000-01	1	1	0	0	0	0	0	0	0	0	1	1	0	0	0
2001-02	1	0	1	0	0	1	1	0	0	0	2	1	1	0	0
2002-03	1	0	1	0	0	1	1	0	0	0	2	1	1	0	0
2003-04	1	1	0	-	0	0	0	0	0	0	1	1	0	-	0
2005-06	0	0	0	-	0	1	0	1	-	0	1	0	1	-	0
2006-07	1	1	0	-	0	0	0	0	-	0	1	1	0	-	0
2007-08	DID NOT PLAY					DID NOT PLAY					DID NOT PLAY				
2008-09	1	0	1	-	0	1	1	0	-	0	2	1	1	-	0
2009-10	0	0	0	-	0	1	1	0	-	0	1	1	0	-	0
2010-11	1	0	1	-	0	0	0	0	-	0	1	0	1	-	0
2011-12	0	0	0	-	0	1	1	0	-	0	1	1	0	-	0
2012-13	DID NOT PLAY					DID NOT PLAY					DID NOT PLAY				
2013-14	1	1	0	-	0	1	1	0	-	0	2	2	0	-	0
2014-15	1	0	0	-	1	1	0	1	-	0	2	0	1	-	1
2015-16	1	0	1	-	0	1	1	0	-	0	2	1	1	-	0
2016-17	1	0	1	-	0	1	1	0	-	0	2	1	1	-	0
<b>TOTALS</b>	<b>17</b>	<b>6</b>	<b>9</b>	<b>1</b>	<b>1</b>	<b>16</b>	<b>9</b>	<b>5</b>	<b>2</b>	<b>0</b>	<b>33</b>	<b>15</b>	<b>14</b>	<b>3</b>	<b>1</b>



# DETROIT RED WINGS

## LITTLE CAESARS ARENA

66 Sibley St.  
Detroit, MI | 313-471-7000  
www.DetroitRedWings.com

Capacity: 20,000  
Entered NHL: 1926-27 Season

Owners: Marian Ilitch (Secretary-Treasurer)  
President & CEO: Christopher Ilitch  
Executive Vice President & General Manager: Ken Holland  
Assistant General Manager: Ryan Martin  
Head Coach: Jeff Blashill  
Assistant Coach: John Torchetti, Pat Ferschweiler, Doug Houda, Chris Chelios, Adam Nightingale (Video)  
Goaltending Coach: Jeff Salajko

## 2016-17 RESULTS

Oct. 15: Panthers vs. Red Wings (4-1 W)  
Oct. 30: Panthers at Red Wings (5-2 W)  
Dec. 1: Panthers at Red Wings (2-1 W [OT])  
Dec. 23: Panthers vs. Red Wings (4-3 L, Shootout)

## 2017-18 SCHEDULE VS. RED WINGS

Oct. 28: Panthers vs. Red Wings  
Dec. 11: Panthers at Red Wings  
Jan. 5: Panthers at Red Wings  
Feb. 3: Panthers vs. Red Wings

## FAST FACTS

	OVERALL	HOME	AWAY
Last Win	12/1/16	10/15/16	12/1/16
Last Loss	12/23/16 [SO]	12/23/16 [SO]	2/8/16
Overtime Record	4-3-5	1-3-2	3-0-3
Shutouts by FLA	Never	Never	Never
Last Time	Never	Never	Never
Shutouts of FLA	1	0	1
Last Time	2/8/16 (3-0)	Never	2/8/16 (3-0)
Shootout Record	3-2	1-1	2-1
Last Time	12/23/16 (4-3 L)	12/23/16 (4-3 L)	12/12/14 (4-3 W)

YEAR BY YEAR

	HOME					AWAY					OVERALL				
	GP	W	L	T	OTL	GP	W	L	T	OTL	GP	W	L	T	OTL
1993-94	1	0	1	0	-	1	0	1	0	-	2	0	2	0	-
1994-95	DID NOT PLAY					DID NOT PLAY					DID NOT PLAY				
1995-96	1	1	0	0	-	1	0	1	0	-	2	1	1	0	-
1996-97	1	0	1	0	-	1	1	0	0	-	2	1	1	0	-
1997-98	1	0	0	1	-	1	1	1	0	-	2	0	1	1	-
1998-99	1	0	1	0	-	1	0	0	1	-	2	0	1	1	-
1999-00	1	0	0	1	0	0	0	0	0	0	1	0	0	1	0
2000-01	1	0	1	0	0	1	0	0	1	0	2	0	1	1	0
2001-02	1	0	0	0	1	0	0	0	0	0	1	0	0	0	1
2002-03	1	0	0	0	1	1	0	0	1	0	2	0	0	1	1
2003-04	0	0	0	0	0	1	0	1	0	0	1	0	1	0	0
2005-06	1	1	0	-	0	0	0	0	-	0	1	1	0	-	0
2006-07	DID NOT PLAY					DID NOT PLAY					DID NOT PLAY				
2007-08	0	0	0	-	0	1	0	1	-	0	1	0	1	-	0
2008-09	1	0	1	-	0	0	0	0	-	0	1	0	1	-	0
2009-10	0	0	0	-	0	1	1	0	-	0	1	1	0	-	0
2010-11	1	0	1	-	0	0	0	0	-	0	1	0	1	-	0
2011-12	0	0	0	-	0	1	0	0	-	1	1	0	0	-	1
2012-13	DID NOT PLAY					DID NOT PLAY					DID NOT PLAY				
2013-14	3	1	2	-	0	2	2	0	-	0	5	3	2	-	0
2014-15	2	1	1	-	0	2	2	0	-	0	4	3	1	-	0
2015-16	2	1	1	-	0	2	1	1	-	0	4	2	2	-	0
2016-17	2	1	0	-	1	2	2	0	-	0	4	3	0	-	1
<b>TOTALS</b>	<b>21</b>	<b>6</b>	<b>10</b>	<b>2</b>	<b>3</b>	<b>19</b>	<b>9</b>	<b>6</b>	<b>3</b>	<b>1</b>	<b>40</b>	<b>15</b>	<b>16</b>	<b>5</b>	<b>4</b>





## ROGERS PLACE

300-10214 104 Ave NW  
Edmonton, AB | 780.414.5483  
www.EdmontonOilers.com

Capacity: 18,347  
Entered NHL: 1979-80

Owner & Governor: Daryl A. Katz  
CEO & Vice Chair Oilers  
Entertainment Group: Bob Nicholson  
President of Hockey Operations &  
Governor: Peter Chiarelli  
Senior Vice President of Hockey  
Operations: Craig MacTavish  
Assistant General Manager: Keith  
Gretzky  
Head Coach: Todd McLellan  
Assistant Coach: Jay Woodcroft, Jim  
Johnson, Ian Herbers  
Goaltending Coach: Dustin Schwartz  
Video Coach: Jeremy Coupal

## 2016-17 RESULTS

Jan. 18: Panthers at Oilers  
(4-3 L [OT])  
Feb. 22: Panthers vs. Oilers (4-3 L)

## 2017-18 SCHEDULE VS. OILERS

Feb. 12: Panthers at Oilers  
March 10: Panthers vs. Oilers

## FAST FACTS

	OVERALL	HOME	AWAY
Last Win	1/10/16	3/8/02	1/10/16
Last Loss	2/22/17	2/22/17	1/18/17 [OT]
Overtime Record	0-2-3	0-1-2	0-1-1
Shutouts by FLA	1	Never	1
Last Time	12/11/08 (2-0)	Never	12/11/08 (2-0)
Shutouts of FLA	3	2	1
Last Time	12/7/02 (4-0)	12/7/02 (4-0)	1/15/97 (4-0)
Shootout Record	0-4	0-4	Never
Last Time	1/17/15 (3-2 L)	1/17/15 (3-2 L)	Never

YEAR BY YEAR	HOME					AWAY					OVERALL				
	GP	W	L	T	OTL	GP	W	L	T	OTL	GP	W	L	T	OTL
1993-94	1	0	0	1	-	1	1	0	0	-	2	1	0	1	-
1994-95	DID NOT PLAY					DID NOT PLAY					DID NOT PLAY				
1995-96	1	1	0	0	-	1	1	0	0	-	2	2	0	0	-
1996-97	1	1	0	0	-	1	0	1	0	-	2	1	1	0	-
1997-98	1	0	1	0	-	1	0	1	0	-	2	0	2	0	-
1998-99	1	1	0	0	-	0	0	0	0	-	1	1	0	0	-
1999-00	1	1	0	0	0	1	0	0	1	0	2	1	0	1	0
2000-01	1	0	0	1	0	0	0	0	0	0	1	0	0	1	0
2001-02	1	1	0	0	0	1	0	1	0	0	2	1	1	0	0
2002-03	1	0	1	0	0	0	0	0	0	0	1	0	1	0	0
2003-04	0	0	0	0	0	1	0	1	0	0	1	0	1	0	0
2005-06	DID NOT PLAY					DID NOT PLAY					DID NOT PLAY				
2006-07	0	0	0	-	0	1	0	1	-	0	1	0	1	-	0
2007-08	1	0	0	-	1	0	0	0	-	0	1	0	0	-	1
2008-09	0	0	0	-	0	1	1	0	-	0	1	1	0	-	0
2009-10	1	0	0	-	1	0	0	0	-	0	1	0	0	-	1
2010-11	0	0	0	-	0	1	0	1	-	0	1	0	1	-	0
2011-12	1	0	0	-	1	0	0	0	-	0	1	0	0	-	1
2012-13	DID NOT PLAY					DID NOT PLAY					DID NOT PLAY				
2013-14	1	0	0	-	1	1	0	1	-	0	2	0	1	-	1
2014-15	1	0	0	-	1	1	1	0	-	0	2	1	0	-	1
2015-16	1	0	1	-	0	1	1	0	-	0	2	1	1	-	0
2016-17	1	0	1	-	0	1	0	0	-	1	2	0	1	-	1
<b>TOTALS</b>	<b>16</b>	<b>5</b>	<b>4</b>	<b>2</b>	<b>5</b>	<b>14</b>	<b>5</b>	<b>7</b>	<b>1</b>	<b>1</b>	<b>30</b>	<b>10</b>	<b>11</b>	<b>3</b>	<b>6</b>



# LOS ANGELES KINGS

## STAPLES CENTER

1111 S. Figueroa St.  
Los Angeles, CA | 213.742.7340  
www.LAKings.com

Capacity: 18,230  
Entered NHL: 1967-68 Season

Owners: Philip F. Anschutz, Edward P. Roski, Jr.  
President/Alternate Governor: Luc Robitaille  
Vice President / General Manager: Rob Blake  
Assistant General Manager: Michael Futa  
Executive VP/Hockey Operations: Jeff Solomon  
Head Coach: John Stevens  
Assistant Coaches: Dave Lowry, Don Nachbaur, Pierre Turgeon  
Goaltending Coach: Bill Ranford  
Video Coordinator: Samson Lee

## 2016-17 RESULTS

Feb. 9: Panthers vs. Kings (6-3 L)  
Feb. 18: Panthers at Kings (3-2 W)

## 2017-18 SCHEDULE VS. KINGS

Nov. 18 Panthers at Kings  
Feb. 9 Panthers vs Kings

## FAST FACTS

	OVERALL	HOME	AWAY
Last Win	2/18/17	2/15/15	2/18/17
Last Loss	2/9/17	2/9/17	11/7/15
Overtime Record	0-0-3	0-0-3	Never
Shutouts by FLA	1	Never	1
Last Time	1/4/97 (5-0)	Never	1/4/97 (5-0)
Shutouts of FLA	3	2	1
Last Time	3/22/14 (4-0)	10/13/13 (3-0)	3/22/14 (4-0)
Shootout Record	0-1	0-1	Never
Last Time	11/16/09 (4-3 W)	11/16/09 (4-3 W)	Never

YEAR BY YEAR

	HOME					AWAY					OVERALL				
	GP	W	L	T	OTL	GP	W	L	T	OTL	GP	W	L	T	OTL
1993-94	1	0	0	1	-	1	1	0	0	-	2	0	2	0	-
1994-95	DID NOT PLAY					DID NOT PLAY					DID NOT PLAY				
1995-96	1	1	0	0	-	1	0	1	0	-	2	1	1	0	-
1996-97	1	1	0	0	-	1	1	0	0	-	2	1	1	0	-
1997-98	1	0	0	1	-	1	0	1	0	-	2	0	1	1	-
1998-99	1	0	0	1	-	1	0	1	0	-	2	0	1	1	-
1999-00	1	1	0	0	0	1	0	1	0	0	1	0	0	1	0
2000-01	0	0	0	0	0	1	1	0	0	0	2	0	1	1	0
2001-02	1	1	0	0	0	1	0	1	0	0	1	0	0	0	1
2002-03	0	0	0	0	0	1	1	0	0	0	2	0	0	1	1
2003-04	1	0	1	0	0	0	0	0	0	0	1	0	1	0	0
2005-06	0	0	0	-	0	1	0	1	-	0	1	1	0	-	0
2006-07	1	0	1	-	0	0	0	0	-	0	DID NOT PLAY				
2007-08	DID NOT PLAY					DID NOT PLAY					1	0	1	-	0
2008-09	0	0	0	-	0	1	0	1	-	0	1	0	1	-	0
2009-10	1	0	0	-	1	0	0	0	-	0	1	1	0	-	0
2010-11	0	0	0	-	0	1	0	1	-	0	1	0	1	-	0
2011-12	1	1	0	-	0	1	0	1	-	0	1	0	0	-	1
2012-13	DID NOT PLAY					DID NOT PLAY					DID NOT PLAY				
2013-14	1	0	1	-	0	1	0	1	-	0	0	2	0	-	0
2014-15	1	1	0	-	0	1	0	1	-	0	1	1	0	-	0
2015-16	1	0	1	-	0	1	0	1	-	0	0	2	0	-	0
2016-17	1	0	1	-	0	1	1	0	-	0	2	1	1	-	0
<b>TOTALS</b>	<b>15</b>	<b>6</b>	<b>5</b>	<b>3</b>	<b>1</b>	<b>17</b>	<b>5</b>	<b>12</b>	<b>0</b>	<b>0</b>	<b>32</b>	<b>11</b>	<b>17</b>	<b>3</b>	<b>1</b>

# MINNESOTA WILD



## XCEL ENERGY CENTER

199 W Kellogg Blvd  
St. Paul, MN | 651.265.4800  
www.MinnesotaWild.com

Capacity: 17,954  
Entered NHL: 2000-01

Owner/Governor: Craig Leopold  
General Manager and Executive Vice  
President: Chuck Fletcher  
President and Alternate Governor:  
Matt Majka  
Senior VP, Hockey Ops: Brent Flahr  
Assistant General Managers: Andrew  
Brunette, Shep Harder  
Head Coach: Bruce Boudreau  
Assistant Coaches: John Anderson,  
Darby Hendrickson  
Goaltending Coach: Bob Mason  
Video Coach: Jonas Plumb

## 2016-17 RESULTS

Dec. 13: Panthers at Wild (5-1 L)  
March 10: Panthers vs. Wild (7-4 L)

## 2017-18 SCHEDULE VS. WILD

Dec. 22 Panthers vs Wild  
Jan. 2 Panthers at Wild

## FAST FACTS

	OVERALL	HOME	AWAY
Last Win	1/3/16	1/3/16	3/9/10
Last Loss	3/10/17	3/10/17	12/13/16
Overtime Record	0-1-1	Never	0-1-1
Shutouts by FLA	1	Never	1
Last Time	10/22/00 (0-0)	Never	10/22/00 (0-0)
Shutouts of FLA	2	Never	2
Last Time	11/29/01 (6-0)	Never	11/29/01 (6-0)
Shootout Record	2-1	1-1	1-0
Last Time	10/19/13 (2-1 W)	10/19/13 (2-1 W)	3/9/10 (3-2 W)

YEAR BY YEAR	HOME					AWAY					OVERALL				
	GP	W	L	T	OTL	GP	W	L	T	OTL	GP	W	L	T	OTL
2000-01	1	1	0	0	0	1	0	0	1	0	2	1	0	1	0
2001-02	0	0	0	0	0	1	0	1	0	0	1	0	1	0	0
2002-03	1	0	1	0	0	1	0	1	0	0	2	0	2	0	0
2003-04	1	0	1	0	0	0	0	0	0	0	1	0	1	0	0
2005-06	DID NOT PLAY					DID NOT PLAY					DID NOT PLAY				
2006-07	0	0	0	-	0	1	0	1	-	0	1	0	1	-	0
2007-08	1	0	1	-	0	0	0	0	-	0	1	0	1	-	0
2008-09	1	0	1	-	0	0	0	0	-	0	1	0	1	-	0
2009-10	0	0	0	-	0	1	1	0	-	0	1	1	0	-	0
2010-11	1	1	0	-	0	0	0	0	-	0	1	1	0	-	0
2011-12	1	0	0	-	1	1	0	0	-	1	2	0	0	-	2
2012-13	DID NOT PLAY					DID NOT PLAY					DID NOT PLAY				
2013-14	1	1	0	-	0	1	0	1	-	0	2	1	1	-	0
2014-15	1	0	1	-	0	1	0	1	-	0	2	0	2	-	0
2015-16	1	1	0	-	0	1	0	1	-	0	2	1	1	-	0
2016-17	1	0	1	-	0	1	0	1	-	0	2	0	2	-	0
TOTALS	11	4	6	0	1	10	1	7	1	1	21	5	13	1	2



# MONTREAL CANADIENS

## BELL CENTRE

1909 Avenue des  
Canadiens-de-Montreal  
Montreal, QC | 514.932.2582  
www.MontrealCanadiens.com

Capacity: 21,288  
Entered NHL: 1917-18 Season

Owner, President, & CEO: Geoff  
Molson  
Executive Vice President & GM: Marc  
Bergevin  
Senior Vice President of Hockey  
Operations: Rick Dudley  
Assistant General Manager: Trevor  
Timmins, Scott Mellanby  
Head Coach: Claude Julien  
Associate Coach: Kirk Muller  
Assistant Coach: Dan Lacroix, Jean-  
Jacques Daigneault  
Goaltending Coach: Stephane Waite  
Video Coach: Mario Leblanc

## 2016-17 RESULTS

Nov. 15: Panthers at Canadiens (4-3  
W [OT])  
Dec. 29: Panthers vs. Canadiens (3-2  
L [OT])  
March 30: Panthers at Canadiens  
(6-2 L)  
Apr. 3: Panthers vs. Canadiens (4-1 L)

## 2017-18 SCHEDULE VS. CANADIENS

Oct. 24: Panthers at Canadiens  
Dec. 30: Panthers vs Canadiens  
March 8: Panthers vs Canadiens  
March 19: Panthers at Canadiens

## FAST FACTS

	OVERALL	HOME	AWAY
Last Win	11/15/16 [OT]	4/2/16	11/15/16 [OT]
Last Loss	4/3/17	4/3/17	3/30/17
Overtime Record	3-8-6	1-4-3	2-4-3
Shutouts by FLA	3	Never	3
Last Time	2/3/07 (1-0)	Never	2/3/07 (1-0)
Shutouts of FLA	9	3	5
Last Time	2/14/13 (1-0)	2/14/13 (1-0)	1/7//10 (2-0)
Shootout Record	3-3	0-1	3-2
Last Time	2/19/15 (3-2 W)	12/30/14 (2-1 L)	2/19/15 (3-2 W)

YEAR BY YEAR	HOME					AWAY					OVERALL				
	GP	W	L	T	OTL	GP	W	L	T	OTL	GP	W	L	T	OTL
1993-94	2	1	0	1	-	2	2	0	0	-	4	3	0	1	-
1994-95	2	0	1	1	-	1	1	0	0	-	3	1	1	1	-
1995-96	2	1	1	0	-	2	0	2	0	-	4	1	3	0	-
1996-97	2	1	1	0	-	2	1	0	1	-	4	2	1	1	-
1997-98	2	1	1	0	-	2	0	2	0	-	4	1	3	0	-
1998-99	2	2	0	0	-	2	1	1	0	-	4	3	1	0	-
1999-00	2	2	0	0	0	2	1	1	0	0	4	3	1	0	0
2000-01	2	0	1	1	0	2	1	0	1	0	4	1	1	2	0
2001-02	2	1	1	0	0	2	1	0	0	1	4	2	1	0	1
2002-03	2	0	2	0	0	2	1	1	0	0	4	1	3	0	0
2003-04	2	2	0	0	0	2	1	0	1	0	4	3	0	1	0
2005-06	2	1	1	-	0	2	0	0	-	2	4	1	1	-	2
2006-07	2	2	0	-	0	2	1	0	-	1	4	3	0	-	1
2007-08	2	0	1	-	1	2	2	0	-	0	4	2	1	-	1
2008-09	2	1	1	-	0	2	0	1	-	1	4	1	2	-	1
2009-10	2	1	1	-	0	2	0	2	-	0	4	1	3	-	0
2010-11	2	0	1	-	1	2	1	1	-	0	4	1	2	-	1
2011-12	2	2	0	-	0	2	2	0	-	0	4	4	0	-	0
2012-13	2	0	1	-	1	1	0	1	-	0	3	0	2	-	1
2013-14	2	1	1	-	0	2	1	1	-	0	4	2	2	-	0
2014-15	3	0	2	-	1	2	1	0	-	1	5	1	2	-	2
2015-16	2	2	0	-	0	2	2	0	-	0	4	4	0	-	0
2016-17	2	0	1	-	1	2	1	1	-	0	4	1	1	-	1
<b>TOTALS</b>	<b>47</b>	<b>21</b>	<b>18</b>	<b>3</b>	<b>5</b>	<b>44</b>	<b>21</b>	<b>14</b>	<b>3</b>	<b>6</b>	<b>91</b>	<b>42</b>	<b>32</b>	<b>6</b>	<b>11</b>

# NASHVILLE PREDATORS



## BRIDGESTONE ARENA

501 Broadway  
Nashville, TN | 615.770.2000  
www.NashvillePredators.com

Capacity: 20,000  
Entered NHL: 1998-99 Season  
Owners: Predators Holdings LLC  
Chairman, Governor, & Owner:  
Thomas Cigarran  
President, Hockey Operations/GM:  
David Poile  
President, CEO, & Alternate  
Governor: Sean Henry  
Assistant General Manager: Paul  
Fenton  
Head Coach: Peter Laviolette  
Assistant Coaches: Kevin McCarthy,  
Dan Muse  
Goaltending Coach: Ben Vanderklok  
Video Coach: Lawrence Feloney

## 2016-17 RESULTS

Jan. 6: Panthers vs. Predators  
(2-1 W)  
Feb. 11: Panthers at Predators  
(7-4 W)

## 2017-18 SCHEDULE VS. PREDATORS

Jan. 20 Panthers at Predators  
April 3 Panthers vs Predators

## FAST FACTS

	OVERALL	HOME	AWAY
Last Win	2/11/17	1/6/17	2/11/17
Last Loss	2/13/16	2/13/16	2/8/15 [SO]
Overtime Record	0-2-3	0-2-1	0-0-2
Shutouts by FLA	1	Never	1
Last Time	10/22/00 (0-0)	Never	10/22/00 (0-0)
Shutouts of FLA	3	1	2
Last Time	11/29/01 (6-0)	2/13/16 (5-0)	11/29/01 (6-0)
Shootout Record	1-3	1-0	0-3
Last Time	10/19/13 (2-1 W)	10/19/13 (2-1 W)	3/9/10 (3-2 W)

YEAR BY YEAR

	HOME					AWAY					OVERALL				
	GP	W	L	T	OTL	GP	W	L	T	OTL	GP	W	L	T	OTL
1998-99	1	1	0	0	-	1	1	0	0	-	2	2	0	0	-
1999-00	1	1	0	0	0	1	1	0	0	0	2	2	0	0	0
2000-01	0	0	0	0	0	1	0	0	1	0	1	0	0	1	0
2001-02	1	0	0	1	0	1	0	1	0	0	2	0	1	1	0
2002-03	1	0	0	0	1	0	0	0	0	0	1	0	0	0	1
2003-04	0	0	0	0	0	1	0	0	1	0	1	0	0	1	0
2005-06	1	1	0	-	0	0	0	0	-	0	1	1	0	-	0
2006-07	DID NOT PLAY					DID NOT PLAY					DID NOT PLAY				
2007-08	0	0	0	-	0	1	0	1	-	0	1	0	1	-	0
2008-09	1	1	0	-	0	1	0	0	-	1	2	1	0	-	1
2009-10	1	0	0	-	1	1	0	1	-	0	2	0	1	-	1
2010-11	1	1	0	-	0	1	0	1	-	0	2	1	1	-	0
2011-12	1	0	1	-	0	0	0	0	-	0	1	0	1	-	0
2012-13	DID NOT PLAY					DID NOT PLAY					DID NOT PLAY				
2013-14	1	1	0	-	0	1	0	1	-	0	2	1	1	-	0
2014-15	1	0	0	-	1	1	0	0	-	1	2	0	0	-	2
2015-16	1	0	1	-	0	1	1	0	-	0	2	1	1	-	0
2016-17	1	1	0	-	0	1	1	0	-	0	2	2	0	-	0
TOTALS	13	7	2	1	3	13	4	5	2	2	26	11	7	3	5



# NEW JERSEY DEVILS

## PRUDENTIAL CENTER

25 Lafayette St.  
Newark, NJ | 973.757.6600  
www.NewJerseyDevils.com

Capacity: 18,711  
Entered NHL: 1974-75 (Kansas City)

Ownership: Joshua Harris, David Blitzer, Marc Leder, Michael Rubin  
Executive Vice President, General Manager, Alternate Governor: Ray Shero  
Chief Executive Officer: Scott O'Neil  
Assistant General Manager: Tom Fitzgerald  
Head Coach: John Hynes  
Assistant Coaches: Ryane Clowe, Alain Nasreddine, Geoff Ward  
Goaltending Coach: Roland Melanson  
Video Coach: Mike Regan

## 2016-17 RESULTS

Oct. 13: Panthers vs. Devils (2-1 W [OT])  
Nov. 3: Panthers vs. Devils (4-3 W [OT])  
Jan. 9: Panthers at Devils (3-0 W)

## 2017-18 SCHEDULE VS. DEVILS

Nov. 11: Panthers at Devils  
Nov. 27: Panthers at Devils  
March 1: Panthers vs Devils

## FAST FACTS

	OVERALL	HOME	AWAY
Last Win	1/9/17	11/3/16 [OT]	1/9/17
Last Loss	12/6/15	10/11/14	12/6/15
Overtime Record	7-5-7	5-2-4	2-3-3
Shutouts by FLA	6	5	1
Last Time	1/9/17 (3-0 W)	2/17/09 (4-0)	Never
Shutouts of FLA	6	1	5
Last Time	1/20/10 (2-0)	12/22/00 (2-0)	1/20/10 (2-0)
Shootout Record	0-2	0-2	Never
Last Time	12/13/11 (2-3 L)	12/13/11 (2-3 L)	Never

YEAR BY YEAR	HOME					AWAY					OVERALL				
	GP	W	L	T	OTL	GP	W	L	T	OTL	GP	W	L	T	OTL
1993-94	3	0	1	2	-	2	0	2	0	-	5	0	3	2	-
1994-95	2	1	1	0	-	2	0	2	0	-	4	1	3	0	-
1995-96	3	3	0	0	-	3	2	1	0	-	6	5	1	0	-
1996-97	2	1	0	1	-	3	1	1	1	-	5	2	1	2	-
1997-98	3	1	2	0	-	2	1	0	1	-	5	2	2	1	-
1998-99	2	0	1	1	-	2	0	1	1	-	4	0	2	2	-
1999-00	2	1	1	0	0	2	0	1	0	1	4	1	2	0	1
2000-01	2	0	2	0	0	2	0	1	0	1	4	0	3	0	1
2001-02	2	0	2	0	0	2	1	1	0	0	4	1	3	0	0
2002-03	2	0	2	0	0	2	1	1	0	0	4	1	3	0	0
2003-04	2	0	1	0	1	2	1	1	0	0	4	1	2	0	1
2005-06	2	1	1	-	0	2	0	2	-	0	4	1	3	-	0
2006-07	2	1	0	-	1	2	0	2	-	0	4	1	2	-	1
2007-08	2	1	1	-	0	2	1	1	-	0	4	2	2	-	0
2008-09	2	1	0	-	1	2	0	2	-	0	4	1	2	-	1
2009-10	2	1	1	-	0	2	1	1	-	0	4	2	2	-	0
2010-11	2	1	1	-	0	2	1	1	-	0	4	2	2	-	0
2011-12	2	1	0	-	1	2	1	1	-	0	4	2	1	-	1
2012-13	1	1	0	-	0	2	0	2	-	0	3	1	2	-	0
2013-14	1	1	0	0	0	2	0	2	0	0	3	1	1	0	1
2014-15	2	1	1	0	0	1	0	1	0	0	3	1	2	0	0
2015-16	1	1	0	0	0	2	1	1	0	0	3	2	1	0	0
2016-17	2	2	0	0	0	1	1	0	0	0	3	3	0	0	0
<b>TOTALS</b>	<b>46</b>	<b>20</b>	<b>18</b>	<b>4</b>	<b>4</b>	<b>46</b>	<b>13</b>	<b>27</b>	<b>3</b>	<b>3</b>	<b>92</b>	<b>33</b>	<b>45</b>	<b>7</b>	<b>7</b>

# NEW YORK ISLANDERS



## BARCLAYS CENTER

620 Atlantic Ave  
Brooklyn, NY | 917.618.6100  
www.NewYorkIslanders.com

Capacity: 18,103  
Entered NHL: 1972-73

Owners: Jon Ledecky, Scott Malkin,  
Charles B. Wang, Dewey Shay  
President, General Manager,  
Alternate Governor: Garth Snow  
Assistant General Manager & Head  
Coach: Doug Weight  
Associate Coach: Greg Cronin  
Assistant Coaches: Kelly Buchberger,  
Scott Gomez, Matt Bertani, Luke  
Richardson  
Goaltending Coach: Fred Braithwaite

## 2016-17 RESULTS

Nov. 12: Panthers vs. Islanders (3-2  
W [OT])  
Jan. 11: Panthers at Islanders (2-1 W)  
Jan. 13: Panthers vs. Islanders (5-2 L)

## 2017-18 SCHEDULE VS. ISLANDERS

Dec. 4: Panthers vs Islanders  
Jan. 30: Panthers at Islanders  
March 26: Panthers at Islanders

## FAST FACTS

	OVERALL	HOME	AWAY
Last Win	1/11/17	11/12/16 [OT]	1/11/17
Last Loss	1/13/17	1/13/17	3/14/16
Overtime Record	3-4-8	1-1-6	2-3-2
Shutouts by FLA	7	4	3
Last Time	10/8/11 (2-0)	1/31/10 (2-0)	10/8/11 (2-0)
Shutouts of FLA	3	2	1
Last Time	10/6/01 (3-0)	10/6/01 (3-0)	2/15/97 (1-0)
Shootout Record	3-6	3-3	0-3
Last Time	11/27/15 (3-2 W)	11/27/15 (3-2 W)	1/21/10 (2-1 L)

YEAR BY YEAR

	HOME					AWAY					OVERALL				
	GP	W	L	T	OTL	GP	W	L	T	OTL	GP	W	L	T	OTL
1993-94	2	2	0	0	-	3	3	0	0	-	5	5	0	0	-
1994-95	2	0	2	0	-	2	0	1	1	-	4	0	3	1	-
1995-96	3	2	1	0	-	2	1	0	1	-	5	3	1	1	-
1996-97	3	2	0	1	-	3	1	2	0	-	6	3	2	1	-
1997-98	2	0	0	2	-	3	2	1	0	-	5	2	1	2	-
1998-99	3	2	1	0	-	2	1	1	0	-	5	3	2	0	-
1999-00	2	2	0	0	0	2	1	1	0	0	4	3	1	0	0
2000-01	2	0	2	0	0	2	1	1	0	0	4	1	3	0	0
2001-02	2	0	1	1	0	2	1	1	0	0	4	1	2	1	0
2002-03	2	0	0	2	0	2	0	1	0	1	4	0	1	2	1
2003-04	2	1	1	0	0	2	0	2	0	0	4	1	3	0	0
2005-06	2	1	1	-	0	2	1	0	-	1	4	2	1	-	1
2006-07	2	1	1	-	0	2	0	0	-	2	4	1	1	-	2
2007-08	2	2	0	-	0	2	2	0	-	0	4	4	0	-	0
2008-09	2	2	0	-	0	2	0	2	-	0	4	2	2	-	0
2009-10	2	2	0	-	0	2	1	0	-	1	4	3	0	-	1
2010-11	2	1	0	-	1	2	1	1	-	0	4	2	1	-	1
2011-12	2	1	0	-	1	2	2	0	-	0	4	3	0	-	1
2012-13	1	0	1	-	0	2	0	2	-	0	3	0	3	-	0
2013-14	1	0	0	-	2	1	1	0	-	3	2	1	0	-	-
2014-15	2	1	0	-	1	1	1	0	-	0	3	2	0	-	1
2015-16	1	1	0	-	0	2	1	1	-	0	3	2	1	-	0
2016-17	2	1	1	-	0	1	1	0	-	0	3	2	1	-	0
<b>TOTALS</b>	<b>46</b>	<b>25</b>	<b>12</b>	<b>6</b>	<b>3</b>	<b>47</b>	<b>22</b>	<b>18</b>	<b>2</b>	<b>5</b>	<b>93</b>	<b>47</b>	<b>30</b>	<b>8</b>	<b>8</b>



# NEW YORK RANGERS

## MADISON SQUARE GARDEN

4 Pennsylvania Plaza  
New York, NY | 212.465.6741  
www.NewYorkRangers.com

Capacity: 18,024  
Entered NHL: 1926-27 Season

Executive Chairman, Madison Square Garden: James L. Dolan  
President: Glen Sather  
General Manager: Jeff Gorton  
Senior VP, Assistant General Manager: Jim Schoenfeld  
Assistant General Manager: Chris Drury  
Head Coach: Alain Vigneault  
Associate Coach: Scott Arniel  
Assistant Coaches: Jeff Beukeboom, Darryl Williams, Lindy Ruff, Benoit Allaire (Goaltending)  
Video Coach: Jerry Dineen

## 2016-17 RESULTS

Nov. 20: Panthers at Rangers (3-2 W [Shootout])  
March 7: Panthers vs. Rangers(5-2 L)  
March 17: Panthers at Rangers (4-3 W [Shootout])

## 2017-18 SCHEDULE VS. RANGERS

Nov. 4: Panthers vs Rangers  
Nov. 28: Panthers at Rangers  
March 10: Panthers vs Rangers

## FAST FACTS

	OVERALL	HOME	AWAY
Last Win	3/17/17 [SO]	1/2/16	3/17/17 [SO]
Last Loss	3/7/17	3/7/17	3/21/16
Overtime Record	1-4-6	1-2-2	0-2-4
Shutouts by FLA	6	3	2
Last Time	1/2/16 (3-0)	1/2/16 (3-0)	11/30/08 (4-0)
Shutouts of FLA	9	3	6
Last Time	3/22/11 (1-0)	11/26/10 (3-0)	3/22/11 (1-0)
Shootout Record	5-5	3-5	2-0
Last Time	3/17/17 (4-3 W)	12/31/13(2-1 L)	3/17/17 (4-3 W)

## YEAR BY YEAR

	HOME					AWAY					OVERALL				
	GP	W	L	T	OTL	GP	W	L	T	OTL	GP	W	L	T	OTL
1993-94	3	2	1	0	-	2	0	2	0	-	5	2	3	0	-
1994-95	2	0	2	0	-	2	1	0	1	-	4	1	2	1	-
1995-96	2	1	1	0	-	3	1	1	1	-	5	2	2	1	-
1996-97	3	2	0	1	-	3	1	1	1	-	6	3	1	2	-
1997-98	3	0	3	0	-	2	1	0	1	-	5	1	3	1	-
1998-99	2	1	1	0	-	2	1	1	0	-	4	2	2	0	-
1999-00	2	2	0	0	0	2	1	1	0	0	4	3	1	0	0
2000-01	2	1	1	0	0	2	0	2	0	0	4	1	3	0	0
2001-02	2	0	2	0	0	2	1	1	0	0	4	1	3	0	0
2002-03	2	0	1	0	1	2	1	1	0	0	4	1	2	0	1
2003-04	2	1	0	1	0	2	0	2	0	0	4	1	2	1	0
2005-06	2	1	0	-	1	2	0	2	-	0	4	1	2	-	1
2006-07	2	1	0	-	1	2	1	1	-	0	4	2	1	-	1
2007-08	2	2	0	-	0	2	0	2	-	0	4	2	2	-	0
2008-09	2	1	0	-	1	2	2	0	-	0	4	3	0	-	1
2009-10	2	0	1	-	1	2	1	1	-	0	4	1	2	-	1
2010-11	2	1	1	-	0	2	1	1	-	0	4	2	2	-	0
2011-12	2	1	1	-	0	2	0	1	-	1	4	1	2	-	1
2012-13	1	1	0	-	0	2	1	1	-	0	3	2	1	-	0
2013-14	1	0	0	-	1	2	0	1	-	0	3	0	2	-	1
2014-15	1	0	1	-	0	2	0	2	-	0	3	0	3	-	0
2015-16	2	1	0	-	1	1	0	1	-	0	3	1	1	-	1
2016-17	1	0	1	-	0	2	2	0	-	0	3	2	1	-	0
<b>TOTALS</b>	<b>45</b>	<b>19</b>	<b>18</b>	<b>2</b>	<b>7</b>	<b>47</b>	<b>16</b>	<b>25</b>	<b>4</b>	<b>1</b>	<b>92</b>	<b>35</b>	<b>43</b>	<b>6</b>	<b>8</b>



# OTTAWA SENATORS



## CANADIAN TIRE CENTRE

1000 Palladium Dr.  
Ottawa, ON | 613.599.0100  
www.OttawaSenators.com

Capacity: 18,572  
Entered NHL: 1992-93 Season

Owner, Governor and Chairman:  
Eugene Melnyk  
President & CEO: Tom Anselmi  
Senior Hockey Advisor: Bryan Murray  
General Manager: Pierre Dorion  
Assistant General Manager: Randy Lee  
Head Coach: Guy Boucher  
Associate Coach: Marc Crawford  
Assistant Coaches: Rob Cookson,  
Martin Raymond  
Goaltending Coach: Pierre Groulx  
Video Coach: Kristopher Young

## 2016-17 RESULTS

Nov. 19: Panthers at Senators (4-1 W)  
Dec. 3: Panthers at Senators (2-0 L)  
Jan. 31: Panthers vs. Senators  
(6-5 W)  
Feb. 26: Panthers vs. Senators (2-1 L)

## 2017-18 SCHEDULE VS. SENATORS

Dec. 23: Panthers vs Senators  
March 12: Panthers vs Senators  
March 20: Panthers at Senators  
March 29: Panthers at Senators

## FAST FACTS

	OVERALL	HOME	AWAY
Last Win	1/31/17	1/31/17	11/19/16
Last Loss	2/26/17	2/26/17	12/3/16
Overtime Record	2-4-3	0-1-1	2-3-2
Shutouts by FLA	3	1	2
Last Time	1/9/10 (3-0)	2/15/95 (2-0)	1/9/10 (3-0)
Shutouts of FLA	8	3	5
Last Time	12/3/16 (2-0 L)	10/13/14 (1-0)	12/3/16 (2-0 L)
Shootout Record	2-0	2-0	Never
Last Time	12/22/15	12/22/15	Never

YEAR BY YEAR

	HOME					AWAY					OVERALL				
	GP	W	L	T	OTL	GP	W	L	T	OTL	GP	W	L	T	OTL
1993-94	2	1	0	1	-	2	2	0	0	-	4	3	0	1	-
1994-95	2	2	0	0	-	2	2	0	0	-	4	4	0	0	-
1995-96	2	2	0	0	-	2	1	1	0	-	4	3	1	0	-
1996-97	2	1	1	0	-	2	0	1	1	-	4	1	2	1	-
1997-98	2	0	2	0	-	2	0	1	1	-	4	0	3	1	-
1998-99	2	1	1	0	-	2	2	0	0	-	4	3	1	0	-
1999-00	2	1	1	0	0	2	0	2	0	0	4	1	3	0	0
2000-01	2	1	0	0	1	2	0	2	0	0	4	1	2	0	1
2001-02	2	0	2	0	0	2	1	1	0	0	4	1	3	0	0
2002-03	2	0	2	0	0	2	1	0	0	1	4	1	2	0	1
2003-04	2	0	2	0	0	2	1	0	0	1	4	1	2	0	1
2005-06	2	1	1	-	0	2	1	1	-	0	4	2	2	-	0
2006-07	2	0	2	-	0	2	0	2	-	0	4	0	4	-	0
2007-08	2	1	1	-	0	2	0	2	-	0	4	1	3	-	0
2008-09	2	1	1	-	0	2	2	0	-	0	4	3	1	-	0
2009-10	2	0	2	-	0	2	1	1	-	0	4	1	3	-	0
2010-11	2	0	2	-	0	2	0	2	-	0	4	0	4	-	0
2011-12	2	1	1	-	0	2	0	1	-	1	4	1	2	-	1
2012-13	2	1	1	-	0	1	0	1	-	0	3	1	2	-	0
2013-14	2	1	1	-	0	2	1	1	-	0	4	2	2	-	0
2014-15	2	1	1	-	0	2	1	1	-	0	4	2	2	-	0
2015-16	3	2	1	-	0	2	1	1	-	0	5	3	2	-	0
2016-17	2	1	1	-	0	2	1	1	-	0	4	2	2	-	0
<b>TOTALS</b>	<b>47</b>	<b>18</b>	<b>26</b>	<b>1</b>	<b>1</b>	<b>45</b>	<b>19</b>	<b>22</b>	<b>2</b>	<b>3</b>	<b>92</b>	<b>37</b>	<b>48</b>	<b>3</b>	<b>4</b>



# PHILADELPHIA FLYERS

## WELLS FARGO CENTER

3601 S. Broad St.  
Philadelphia, PA | 215.336.3600  
www.PhiladelphiaFlyers.com

Capacity: 19,543  
Entered NHL: 1967-68 Season

President/CEO of Comcast  
Spectacor, Governor: Dave Scott  
President: Paul Holmgren  
Executive Vice President & General  
Manager, Alternate Governor: Ron  
Hexall  
Assistant General Managers: Barry  
Hanrahan, Chris Pryor  
Head Coach: Dave Hakstol  
Assistant Coaches: Gord Murphy, Kris  
Knoblauch, Ian Laperriere  
Goaltending Coach: Kim Dillabaugh  
Video Coach: Adam Patterson

## 2016-17 RESULTS

Nov. 22: Panthers vs. Flyers (3-1 L)  
Dec. 6: Panthers at Flyers  
(3-2 L [OT])  
March 2: Panthers at Flyers  
(2-1 L [Shootout])

## 2017-18 SCHEDULE VS. RANGERS

Oct. 17: Panthers at Flyers  
Dec. 28: Panthers vs Flyers  
March 4: Panthers vs Flyers

## FAST FACTS

	OVERALL	HOME	AWAY
Last Win	3/12/16	3/12/16	12/18/14 [SO]
Last Loss	3/2/17 [SO]	11/22/16	3/2/17 [SO]
Overtime Record	2-8-7	0-5-1	2-3-6
Shutouts by FLA	2	Never	2
Last Time	12/20/10 (5-0)	Never	12/20/10 (5-0)
Shutouts of FLA	6	2	4
Last Time	10/12/15 (1-0)	12/30/07 (1-0)	10/12/15 (1-0)
Shootout Record	3-4	2-3	1-1
Last Time	3/2/17 (2-1 L)	3/12/16 (5-4 W)	3/2/17 (2-1 L)

YEAR BY YEAR

	HOME					AWAY					OVERALL				
	GP	W	L	T	OTL	GP	W	L	T	OTL	GP	W	L	T	OTL
1993-94	2	1	1	0	-	3	0	2	1	-	5	1	3	1	-
1994-95	2	0	2	0	-	2	1	0	1	-	4	1	2	1	-
1995-96	3	1	2	0	-	2	1	0	1	-	5	2	2	1	-
1996-97	2	0	2	0	-	3	2	1	0	-	5	2	3	0	-
1997-98	3	1	2	0	-	3	1	2	0	-	6	2	4	0	-
1998-99	2	1	1	0	-	2	1	0	1	-	4	2	1	1	-
1999-00	2	1	1	0	0	2	0	2	0	0	4	1	3	0	0
2000-01	2	0	2	0	0	2	1	1	0	0	4	1	3	0	0
2001-02	2	0	1	0	1	2	0	1	1	0	4	0	2	1	1
2002-03	2	0	2	0	0	2	1	0	1	0	4	1	2	1	0
2003-04	2	0	1	1	0	2	1	1	0	0	4	1	2	1	0
2005-06	2	0	1	-	1	2	0	1	-	1	4	0	2	-	2
2006-07	2	2	0	-	0	2	2	0	-	0	4	4	0	-	0
2007-08	2	1	1	-	0	2	1	1	-	0	4	2	2	-	0
2008-09	2	1	0	-	1	2	1	1	-	0	4	2	1	-	1
2009-10	2	2	0	-	0	2	1	1	-	0	4	3	1	-	0
2010-11	2	0	2	-	0	2	1	1	-	0	4	1	3	-	0
2011-12	2	0	1	-	1	2	1	1	-	0	4	1	2	-	1
2012-13	1	0	1	-	0	2	2	0	-	0	3	2	1	-	0
2013-14	2	1	1	-	0	1	0	1	-	0	3	1	2	-	0
2014-15	1	1	0	-	0	2	1	1	-	0	3	2	1	-	0
2015-16	2	2	0	-	0	1	0	1	-	0	3	2	1	-	0
2016-17	1	0	1	-	0	2	0	0	-	2	3	0	1	-	2
<b>TOTALS</b>	<b>45</b>	<b>15</b>	<b>25</b>	<b>1</b>	<b>4</b>	<b>47</b>	<b>19</b>	<b>19</b>	<b>6</b>	<b>3</b>	<b>92</b>	<b>34</b>	<b>44</b>	<b>7</b>	<b>7</b>

# PITTSBURGH PENGUINS



## PPG PAINTS ARENA

1001 Fifth Ave  
Pittsburgh, PA | 412.642.1800  
www.PittsburghPenguins.com

Capacity: 18,387  
Entered NHL: 1967-68 Season

Co-Owner/Chairman: Lemieux Group L.P

Co-Owner/Chairman: Mario Lemieux, Ron Burkle

President: David Morehouse

Executive Vice President & General

Manager: Jim Rutherford

Assistant General Managers: Bill

Guerin, Jason Karmanos

Head Coach: Mike Sullivan

Assistant Coaches: Jacques Martin,

Sergei Gonchar, Mark Recchi

Goaltending Coach: Mike Buckley

Video Coach: Andy Saucier

## 2016-17 RESULTS

Oct. 25: Panthers at Penguins (3-2 L)

Dec. 8: Panthers vs. Penguins (5-1 L)

March 19: Panthers at Penguins (4-0 L)

## 2017-18 SCHEDULE VS. PENGUINS

Oct. 14: Panthers at Penguins

Oct. 20: Panthers vs Penguins

Feb. 24: Panthers vs Penguins

## FAST FACTS

	OVERALL	HOME	AWAY
Last Win	2/15/16 [S0]	2/15/16 [S0]	1/20/14
Last Loss	3/19/17	12/8/16	3-19/17
Overtime Record	3-7-4	2-3-1	1-4-3
Shutouts by FLA	5	3	2
Last Time	2/20/04 (2-0)	1/18/03 (3-0)	2/20/04 (2-0)
Shutouts of FLA	5	Never	5
Last Time	3/19/17 (4-0)	Never	3/19/17 (4-0)
Shootout Record	2-4	2-0	0-4
Last Time	2/15/16 (2-1 W)	2/15/16 (2-1 W)	3/9/12 (2-1 L)

YEAR BY YEAR

	HOME					AWAY					OVERALL				
	GP	W	L	T	OTL	GP	W	L	T	OTL	GP	W	L	T	OTL
1993-94	2	0	2	0	-	2	0	1	1	-	4	0	3	1	-
1994-95	2	1	1	0	-	2	1	1	0	-	4	2	2	0	-
1995-96	2	1	1	0	-	2	0	2	0	-	4	1	3	0	-
1996-97	2	2	0	0	-	2	0	2	0	-	4	2	2	0	-
1997-98	2	1	1	0	-	2	1	0	1	-	4	2	1	1	-
1998-99	2	1	1	0	-	3	0	3	0	-	5	1	4	0	-
1999-00	2	1	1	0	0	2	1	1	0	0	4	2	2	0	0
2000-01	2	0	1	1	0	2	1	0	0	1	4	1	1	1	1
2001-02	2	2	0	0	0	2	0	0	1	1	4	2	0	1	1
2002-03	2	2	0	0	0	2	2	0	0	0	4	4	0	0	0
2003-04	2	2	0	0	0	2	2	0	0	0	4	4	0	0	0
2005-06	2	1	1	-	0	2	2	0	-	0	4	3	1	-	0
2006-07	2	1	0	-	1	2	1	1	-	0	4	2	1	-	1
2007-08	2	1	1	-	0	2	0	2	-	0	4	1	3	-	0
2008-09	2	1	1	-	0	2	1	0	-	1	4	2	1	-	1
2009-10	2	1	0	-	1	2	0	0	-	2	4	1	0	-	3
2010-11	2	0	2	-	0	2	0	1	-	1	4	0	3	-	1
2011-12	2	1	1	-	0	2	0	1	-	1	4	1	2	-	1
2012-13	2	1	1	-	0	1	0	1	-	0	3	1	2	-	0
2013-14	2	1	1	-	0	1	1	0	-	0	3	2	1	-	0
2014-15	1	1	0	-	0	2	0	2	-	0	3	1	2	-	0
2015-16	2	1	0	-	1	1	0	0	-	1	3	1	0	-	2
2016-17	1	0	1	-	1	2	0	2	-	0	3	0	3	-	0
<b>TOTALS</b>	<b>44</b>	<b>23</b>	<b>17</b>	<b>1</b>	<b>3</b>	<b>44</b>	<b>13</b>	<b>20</b>	<b>3</b>	<b>8</b>	<b>88</b>	<b>36</b>	<b>37</b>	<b>4</b>	<b>11</b>



# SAN JOSE SHARKS

## SAP CENTER

525 W. Santa Clara St.  
San Jose, CA | 408.287.7070  
www.SanJoseSharks.com

Capacity: 17,562  
Entered NHL: 1991-92 Season

Owners: Hasso Plattner, Gary Valenzuela, Gordon Russell, Rudy Staedler

General Manager: Doug Wilson  
Assistant General Manager: Joe Will  
Head Coach: Peter DeBoer

Assistant Coaches: Steve Spott, Dave Barr, Rob Zettler

Assistant Coach/Goaltending Coach: Johan Hedberg

Video Coach: Dan Darrow

## 2016-17 RESULTS

Nov. 10: Panthers vs. Sharks (4-2 L)  
Feb. 15: Panthers at Sharks (6-5 W [OT])

## 2017-18 SCHEDULE VS. SHARKS

Nov. 16: Panthers at Sharks  
Dec. 1: Panthers vs Sharks

## FAST FACTS

	OVERALL	HOME	AWAY
Last Win	2/15/17 [OT]	11/11/14	2/15/17 [OT]
Last Loss	11/10/16	11/10/16	11/5/15
Overtime Record	2-0-7	0-0-5	2-0-2
Shutouts by FLA	Never	Never	Never
Last Time	Never	Never	Never
Shutouts of FLA	3	1	2
Last Time	1/16/14 (3-0)	1/16/14 (3-0)	2/3/04 (3-0)
Shootout Record	1-1	0-1	1-0
Last Time	2/18/16 (2-1 L)	2/18/16 (2-1 L)	11/20/14 (3-2 W)

## YEAR BY YEAR

	HOME					AWAY					OVERALL				
	GP	W	L	T	OTL	GP	W	L	T	OTL	GP	W	L	T	OTL
1993-94	1	0	0	1	-	1	0	1	0	-	2	0	1	1	-
1994-95	DID NOT PLAY					DID NOT PLAY					DID NOT PLAY				
1995-96	1	1	0	0	-	1	1	0	0	-	2	2	0	0	-
1996-97	1	0	0	1	-	1	0	0	1	-	2	0	0	2	-
1997-98	1	0	0	1	-	1	0	0	1	-	2	0	0	2	-
1998-99	1	0	0	1	-	1	0	1	0	-	2	0	1	1	-
1999-00	1	1	0	0	0	1	1	0	0	0	2	2	0	0	0
2000-01	1	0	0	1	0	1	0	1	0	0	2	0	1	1	0
2001-02	0	0	0	0	0	1	0	1	0	0	1	0	1	0	0
2002-03	1	0	1	0	0	0	0	0	0	0	1	0	1	0	0
2003-04	1	0	1	0	0	1	0	1	0	0	2	0	2	0	0
2005-06	0	0	0	-	0	1	0	1	-	0	1	0	1	-	0
2006-07	1	0	1	-	0	0	0	0	-	0	1	0	1	-	0
2007-08	DID NOT PLAY					DID NOT PLAY					DID NOT PLAY				
2008-09	1	1	0	-	0	0	0	0	-	0	1	1	0	-	0
2009-10	0	0	0	-	0	1	1	0	-	0	1	1	0	-	0
2010-11	1	1	0	-	0	0	0	0	-	0	1	1	0	-	0
2011-12	0	0	0	-	0	1	1	0	-	0	1	1	0	-	0
2012-13	DID NOT PLAY					DID NOT PLAY					DID NOT PLAY				
2013-14	1	0	1	-	0	1	1	0	-	0	2	1	1	-	0
2014-15	1	1	0	-	0	1	1	0	-	0	2	2	0	-	0
2015-16	1	0	0	-	1	1	0	1	-	0	2	0	1	-	1
2016-17	1	0	1	-	0	1	1	0	-	0	2	1	1	-	0
<b>TOTALS</b>	<b>16</b>	<b>5</b>	<b>5</b>	<b>5</b>	<b>1</b>	<b>16</b>	<b>7</b>	<b>7</b>	<b>2</b>	<b>0</b>	<b>32</b>	<b>12</b>	<b>12</b>	<b>7</b>	<b>1</b>

# ST. LOUIS BLUES



## SCOTTRADE CENTER

1401 Clark Ave  
St. Louis, MO | 314.622.5400  
www.StLouisBlues.com

Capacity: 19,260

Entered NHL: 1967-68 Season

Chairman and Governor: Tom Stillman

President & CEO of Business Ops: Chris Zimmerman

President of Hockey Operations, GM/Alternate Governor: Doug Armstrong

Assistant General Managers: Martin Brodeur, Kevin McDonald

Senior Advisor to the GM: Al MacInnis

Head Coach: Mike Yeo

Assistant Coaches: Darryl Sydor, Steve Ott

Video Coach: Sean Ferrell

## 2016-17 RESULTS

Feb. 20: Panthers at Blues (2-1 W)

April 6: Panthers vs. Blues (6-3 L)

## 2017-18 SCHEDULE VS. BLUES

Oct. 12: Panthers vs Blues

Jan. 9: Panthers at Blue

## FAST FACTS

	OVERALL	HOME	AWAY
Last Win	2/20/17	12/1/15	2/20/17
Last Loss	4/6/17	4/6/17	12/8/14
Overtime Record	1-1-3	1-1-2	0-0-1
Shutouts by FLA	4	1	3
Last Time	10/31/09 (4-0)	2/19/01 (3-0)	10/31/09 (4-0)
Shutouts of FLA	8	2	6
Last Time	11/1/13 (4-0)	11/1/13 (4-0)	10/5/13 (7-0)
Shootout Record	0-1	0-1	Never
Last Time	2/15/15 (2-1 L)	2/15/15 (2-1 L)	Never

## YEAR BY YEAR

	HOME					AWAY					OVERALL				
	GP	W	L	T	OTL	GP	W	L	T	OTL	GP	W	L	T	OTL
1993-94	1	0	1	0	-	1	0	1	0	-	2	0	2	0	-
1994-95	DID NOT PLAY					DID NOT PLAY					DID NOT PLAY				
1995-96	1	0	0	1	-	1	0	1	0	-	2	0	1	1	-
1996-97	1	1	0	0	-	1	1	0	0	-	2	2	0	0	-
1997-98	1	0	1	0	-	1	0	1	0	-	2	0	2	0	-
1998-99	1	0	1	0	-	1	0	0	1	-	2	0	1	1	-
1999-00	1	0	0	1	0	1	0	1	0	0	2	0	1	1	0
2000-01	1	1	0	0	0	1	0	1	0	0	2	1	1	0	0
2001-02	1	0	1	0	0	0	0	0	0	0	1	0	1	0	0
2002-03	0	0	0	0	0	1	0	1	0	0	1	0	1	0	0
2003-04	1	0	0	0	1	1	0	1	0	0	2	0	1	0	1
2005-06	1	1	0	-	0	0	0	0	-	0	1	1	0	-	0
2006-07	DID NOT PLAY					DID NOT PLAY					DID NOT PLAY				
2007-08	0	0	0	-	0	1	1	0	-	0	1	1	0	-	0
2008-09	1	1	0	-	0	1	0	1	-	0	2	1	1	-	0
2009-10	0	0	0	-	0	1	1	0	-	0	1	1	0	-	0
2010-11	1	0	1	-	0	0	0	0	-	0	1	0	1	-	0
2011-12	0	0	0	-	0	1	0	1	-	0	1	0	1	-	0
2012-13	DID NOT PLAY					DID NOT PLAY					DID NOT PLAY				
2013-14	1	0	1	-	0	1	0	1	-	0	2	0	2	-	0
2014-15	1	0	0	-	1	1	0	1	-	0	2	0	1	-	1
2015-16	1	1	0	-	0	1	0	1	-	0	2	1	1	-	0
2016-17	1	0	1	-	0	1	1	0	-	0	2	1	1	-	0
TOTALS	16	5	7	2	2	17	4	12	1	0	33	9	19	3	2



# TAMPA BAY LIGHTNING

## AMALIE ARENA

401 Channelside Dr.  
Tampa, FL | 813.301.6500  
www.TampaBayLightning.com

Capacity: 20,500  
Entered NHL: 1992-93 Season

Chairman and Governor: Jeff Vinik  
Chief Executive Officer: Steve Griggs  
Vice President & General  
Manager, Alternate Governor:  
Steve Yzerman  
Assistant General  
Managers: Julien Brisebois, Pat  
Verbeek  
Sr. Advisor to GM: Tom Kurvers  
Head Coach: Jon Cooper  
Associate Coach: Rick Bowness  
Assistant Coaches: Todd Richards,  
Brad Lauer  
Goaltending Coach: Frantz Jean  
Video Coach: Nigel Kirwan

## 2016-17 RESULTS

Oct. 18: Panthers at Lightning (4-3 L  
[Shootout])  
Nov. 7: Panthers vs. Lightning (3-1 W)  
Jan. 26: Panthers vs. Lightning  
(2-1 W [OT])  
March 11: Panthers at Lightning  
(3-2 L)

## 2017-18 SCHEDULE VS. LIGHTNING

Oct. 6: Panthers at Lightning  
Oct. 7: Panthers vs Lightning  
Oct. 30: Panthers vs Lightning  
March 6: Panthers at Lightning

## FAST FACTS

	OVERALL	HOME	AWAY
Last Win	1/26/17 [OT]	1/26/17 [OT]	3/26/16
Last Loss	3/11/17	4/4/15	3/11/17
Overtime Record	8-5-10	7-4-4	1-1-6
Shutouts by FLA	9	7	2
Last Time	11/16/15 (1-0)	11/16/15 (1-0)	10/7/01 (5-0)
Shutouts of FLA	2	1	1
Last Time	4/4/15 (4-0)	4/4/15 (4-0)	3/1/97 (2-0)
Shootout Record	6-8	1-5	5-3
Last Time	10/18/16 (4-3 L)	10/27/13 (4-3 L)	10/18/16 (4-3 L)

## YEAR BY YEAR

	HOME					AWAY					OVERALL				
	GP	W	L	T	OTL	GP	W	L	T	OTL	GP	W	L	T	OTL
1993-94	2	1	0	1	-	3	2	0	1	-	5	3	0	2	-
1994-95	2	2	0	0	-	2	1	1	0	-	4	3	1	0	-
1995-96	3	1	2	0	-	3	2	1	0	-	6	3	3	0	-
1996-97	3	2	0	1	-	2	0	1	1	-	5	2	1	2	-
1997-98	2	2	0	0	-	3	0	1	2	-	5	2	1	2	-
1998-99	3	3	0	0	-	2	2	0	0	-	5	5	0	0	-
1999-00	2	1	0	1	0	3	3	0	0	0	5	4	0	1	0
2000-01	3	2	1	0	0	2	0	2	0	0	5	2	3	0	0
2001-02	2	0	1	0	1	3	2	1	0	0	5	2	2	0	1
2002-03	3	0	1	1	1	2	0	1	1	0	5	0	2	2	1
2003-04	3	2	1	0	0	3	0	2	1	0	6	2	3	1	0
2005-06	4	4	0	-	0	4	2	2	-	0	8	6	2	-	0
2006-07	4	3	1	-	0	4	2	1	-	1	8	5	2	-	1
2007-08	4	3	1	-	0	4	1	3	-	0	8	4	4	-	0
2008-09	3	1	0	-	2	3	2	1	-	0	6	3	1	-	2
2009-10	3	2	1	-	0	3	1	1	-	1	6	3	2	-	1
2010-11	3	2	0	-	1	3	2	1	-	0	6	4	1	-	1
2011-12	3	1	0	-	2	3	1	2	-	0	6	2	2	-	2
2012-13	2	0	1	-	1	3	2	1	-	0	5	2	2	-	1
2013-14	2	0	1	-	1	2	0	2	-	0	4	0	3	-	1
2014-15	2	1	1	-	0	2	0	1	-	1	4	1	2	-	1
2015-16	2	2	0	-	0	3	2	1	-	0	5	4	1	-	0
2016-17	2	2	0	-	0	2	0	1	-	1	4	2	1	-	1
<b>TOTALS</b>	<b>62</b>	<b>37</b>	<b>12</b>	<b>4</b>	<b>9</b>	<b>64</b>	<b>27</b>	<b>27</b>	<b>6</b>	<b>4</b>	<b>126</b>	<b>64</b>	<b>39</b>	<b>10</b>	<b>13</b>

# TORONTO MAPLE LEAFS



## AIR CANADA CENTRE

40 Bay St.  
Toronto, ON | 416.815.5500  
www.TorontoMapleLeafs.com

Capacity: 19,800  
Entered NHL: 1917-18 Season

Ownership: Maple Leaf Sports & Entertainment  
President & Alternate Governor: Brendan Shanahan  
General Manager: Lou Lamoriello  
Assistant General Managers: Kyle Dubas, Mark Hunter  
Head Coach: Mike Babcock  
Assistant Coaches: Jim Hiller, D.J. Smith, Andrew Brewer  
Goaltending Coach: Steve Briere  
Special Assignment Coach: Jacques Lemaire

## 2016-17 RESULTS

Oct. 27: Panthers at Maple Leafs (3-2 L)  
Nov. 17: Panthers at Maple Leafs (6-1 L)  
Dec. 28: Panthers vs. Maple Leafs (3-2 L [Shootout])  
March 14: Panthers vs. Maple Leafs (7-2 W)  
March 28: Panthers at Maple Leafs (3-2 L)

## 2017-18 SCHEDULE VS. MAPLE LEAFS

Nov. 22: Panthers vs Maple Leafs  
Feb. 20: Panthers at Maple Leafs  
Feb. 27: Panthers vs Maple Leafs  
March 6: Panthers at Maple Leafs

## FAST FACTS

	OVERALL	HOME	AWAY
Last Win	3/14/17	3/14/17	4/4/16
Last Loss	3/28/17	12/28/16 [SO]	3/28/17
Overtime Record	2-3-7	1-2-5	1-1-2
Shutouts by FLA	4	3	1
Last Time	3/17/11 (4-0)	3/17/11 (4-0)	2/5/08 (8-0)
Shutouts of FLA	4	3	1
Last Time	4/25/13 (4-0)	4/25/13 (4-0)	3/9/04 (5-0)
Shootout Record	0-4	0-2	0-2
Last Time	12/28/16 (3-2 L)	12/28/16 (3-2 L)	2/1/11 (4-3 L)

YEAR BY YEAR

	HOME					AWAY					OVERALL				
	GP	W	L	T	OTL	GP	W	L	T	OTL	GP	W	L	T	OTL
1993-94	2	0	1	1	-	1	0	1	0	-	3	0	2	1	-
1994-95	DID NOT PLAY					DID NOT PLAY					DID NOT PLAY				
1995-96	1	1	0	0	-	1	1	0	0	-	2	2	0	0	-
1996-97	1	0	0	1	-	1	0	1	0	-	2	0	1	1	-
1997-98	1	0	1	0	-	1	0	1	0	-	2	0	2	0	-
1998-99	2	1	0	1	-	2	0	2	0	-	4	1	2	1	-
1999-00	2	1	1	0	0	1	0	1	0	0	3	1	2	0	0
2000-01	2	0	2	0	0	2	1	0	1	0	4	1	2	1	0
2001-02	2	1	1	0	0	2	0	1	1	0	4	1	2	1	0
2002-03	2	0	1	1	0	2	2	0	0	0	4	2	1	1	0
2003-04	2	1	0	1	0	2	0	2	0	0	4	1	2	1	0
2005-06	2	0	2	-	0	2	0	1	-	1	4	0	3	-	1
2006-07	2	1	1	-	0	2	1	0	-	1	4	2	1	-	1
2007-08	2	0	0	-	2	2	1	1	-	0	4	1	1	-	2
2008-09	2	2	0	-	0	2	2	0	-	0	4	4	0	-	0
2009-10	2	1	1	-	0	2	1	1	-	0	4	2	2	-	0
2010-11	2	2	0	-	0	2	0	1	-	1	4	2	1	-	1
2011-12	2	2	0	-	0	2	2	0	-	0	4	4	0	-	0
2012-13	2	0	2	-	0	1	0	1	-	0	3	0	3	-	0
2013-14	2	2	0	-	0	2	1	1	-	0	4	3	1	-	0
2014-15	2	1	1	-	0	2	2	0	-	0	4	3	1	-	0
2015-16	2	1	1	-	0	2	2	0	-	0	4	3	1	-	0
2016-17	2	1	0	-	1	3	0	3	-	0	5	1	3	-	1
TOTALS	41	18	15	5	3	39	16	18	2	3	80	34	33	7	6



# VANCOUVER CANUCKS

**ROGERS ARENA**  
800 Griffiths Way | Vancouver, BC |  
604.899.7400  
www.VancouverCanucks.com

Capacity: 18,910  
Entered NHL: 1970-71 Season

Chairman: Francesco Aquilini  
President of Hockey Operations  
& Alternate Governor: Trevor  
Linden  
General Manager: Jim Benning  
Assistant General Manager: John  
Weisbrod  
Head Coach: Travis Green  
Assistant Coaches: Nolan  
Baumgartner, Newell Brown, Doug  
Jarvis, Manny Malhotra  
Goaltending Coach: Dan Cloutier  
Video Coach: Darryl Seward

Dec. 10: Panthers vs. Canucks (4-2  
W)  
Jan. 20: Panthers at Canucks (2-1  
L)

Feb. 6 Panthers vs Canucks  
Feb. 14 Panthers at Canucks

## FAST FACTS

	OVERALL	HOME	AWAY
Last Win	12/10/16	12/10/16	1/8/15
Last Loss	1/11/16 [OT]	1/19/15	1/20/17
Overtime Record	0-2-6	0-1-1	0-1-5
Shutouts by FLA	Never	Never	Never
Last Time	Never	Never	Never
Shutouts of FLA	2	2	Never
Last Time	2/11/10 (3-0)	2/11/10 (3-0)	Never
<b>2016-17 SCHEDULE VS. CANUCKS</b>			
Last Time	12/20/15 (5-4 W)	12/20/15 (5-4 W)	11/19/13 (3-2 W)

### 2016-17 RESULTS

YEAR BY YEAR	HOME					AWAY					OVERALL				
	GP	W	L	T	OTL	GP	W	L	T	OTL	GP	W	L	T	OTL
1993-94	1	1	0	0	-	1	1	0	0	-	2	2	0	0	-
1994-95	DID NOT PLAY					DID NOT PLAY					DID NOT PLAY				
1995-96	1	0	0	1	-	1	0	1	0	-	2	0	1	1	-
1996-97	1	1	0	0	-	1	0	0	1	-	2	1	0	1	-
1997-98	1	0	1	0	-	1	0	0	1	-	2	0	1	1	-
1998-99	1	0	1	0	-	1	0	0	1	-	2	0	1	1	-
1999-00	1	1	0	0	0	1	0	1	0	0	2	1	1	0	0
2000-01	1	0	0	0	1	0	0	0	0	0	1	0	0	0	1
2001-02	0	0	0	0	0	1	0	0	1	0	1	0	0	1	0
2002-03	1	0	1	0	0	1	0	1	0	0	2	0	2	0	0
2003-04	0	0	0	0	0	1	0	0	1	0	1	0	0	1	0
2005-06	DID NOT PLAY					DID NOT PLAY					DID NOT PLAY				
2006-07	0	0	0	-	0	1	0	0	-	1	1	0	0	-	1
2007-08	1	1	0	-	0	0	0	0	-	0	1	1	0	-	0
2008-09	0	0	0	-	0	1	0	1	-	0	1	0	1	-	0
2009-10	0	1	-	0	0	0	0	-	0	1	0	1	-	0	
2010-11	0	0	0	0	0	1	0	1	0	0	1	0	1	0	0
2011-12	1	1	0	0	0	0	0	0	0	0	1	1	0	0	0
2012-13	DID NOT PLAY					DID NOT PLAY					DID NOT PLAY				
2013-14	1	0	0	0	1	1	1	0	0	0	2	1	0	0	1
2014-15	1	0	1	0	0	1	1	0	0	0	2	1	1	0	0
2015-16	1	1	0	0	0	1	0	0	0	1	2	1	0	0	1
2016-17	1	1	0	0	0	1	0	1	0	0	2	1	1	0	0
<b>TOTALS</b>	<b>15</b>	<b>7</b>	<b>5</b>	<b>1</b>	<b>2</b>	<b>16</b>	<b>3</b>	<b>6</b>	<b>5</b>	<b>2</b>	<b>31</b>	<b>10</b>	<b>11</b>	<b>6</b>	<b>4</b>



# VEGAS GOLDEN KNIGHTS



## T-MOBILE ARENA

3780 S. Las Vegas Blvd | Las Vegas,  
NV | 702.692.1600  
[www.VegasGoldenKnights.com](http://www.VegasGoldenKnights.com)

Capacity: 17,500

Entered NHL: 2017-18 Season

Owner: Bill Foley, The Maloof Family

General Manager: George McPhee

Sr. Vice President: Murray Craven

Assistant General Manager: Kelly  
McCrimmon

Head Coach: Gerard Gallant

Assistant Coaches: Mike Kelly, Ryan

Craig, Ryan McGill

Goaltending Coach:

Video Coach: Tommy Cruz

## 2017-18 SCHEDULE VS. GOLDEN KNIGHTS

Dec. 17 Panthers at Golden Knights

Jan. 19 Panthers vs Golden Knights

## FAST FACTS

N/A



# WASHINGTON CAPITALS

## CAPITAL ONE ARENA

601 F St. NW  
Washington, DC | 202.628.3200  
www.WashingtonCapitals.com

Capacity: 18,277  
Entered NHL: 1974-75 Season

Majority Owner, Chairman & CEO: Ted Leonsis  
Vice Chairman, COO and President: Dick Patrick  
Senior Vice President and General Manager: Brian MacLellan  
Assistant General Manager: Ross Mahoney  
Assistant General Manager, Director of Legal Affairs: Don Fishman  
Head Coach: Barry Trotz  
Associate Coach: Todd Reirden  
Assistant Coaches: Blaine Forsythe, Lane Lambert  
Video Coach: Brett Leonhardt  
Head Goaltending Coach: Mitch Korn

## 2016-17 RESULTS

Oct. 20: Panthers vs. Capitals (4-2 L)  
Nov. 5: Panthers at Capitals (4-2 L)  
Apr 9: Panthers at Capitals (2-0 W)

## 2017-18 SCHEDULE VS. CAPITALS

Oct. 21 Panthers at Capitals  
Jan. 25 Panthers vs Capitals  
Feb. 22 Panthers vs Capitals

## FAST FACTS

	OVERALL	HOME	AWAY
Last Win	4/9/17	12/10/15	4/9/17
Last Loss	11/5/16	10/20/16	11/5/16
Overtime Record	3-7-9	2-4-4	1-3-5
Shutouts by FLA	6	1	5
Last Time	4/9/17 (2-0)	4/9/11 (1-0)	4/9/17 (2-0)
Shutouts of FLA	12	5	7
Last Time	2/9/13 (2-0)	3/17/09 (3-0)	2/19/13 (5-0)
Shootout Record	6-4	2-2	4-2
Last Time	12/16/15 (2-1 W)	12/16/15 (2-1 W)	10/18/15 (2-1 L)

YEAR BY YEAR	HOME					AWAY					OVERALL				
	GP	W	L	T	OTL	GP	W	L	T	OTL	GP	W	L	T	OTL
1993-94	3	2	1	0	-	2	0	1	1	-	5	2	2	1	-
1994-95	2	1	0	1	-	2	0	2	0	-	4	1	2	1	-
1995-96	2	0	1	1	-	3	3	0	0	-	5	3	1	1	-
1996-97	3	1	2	0	-	2	0	0	2	-	5	1	2	2	-
1997-98	3	2	1	0	-	3	1	2	0	-	6	3	3	0	-
1998-99	2	0	2	0	-	3	1	1	1	-	5	1	3	1	-
1999-00	3	2	1	0	0	2	0	1	0	1	5	2	2	0	1
2000-01	2	1	1	0	0	3	0	3	0	0	5	1	4	0	0
2001-02	3	1	1	0	1	2	1	1	0	0	5	2	2	0	1
2002-03	2	0	1	1	0	3	0	2	0	1	5	0	3	1	1
2003-04	3	1	1	1	0	3	2	0	1	0	6	3	1	2	0
2005-06	4	3	0	0	1	4	4	0	0	0	8	7	0	0	1
2006-07	4	3	1	-	0	4	2	2	-	0	8	5	3	-	0
2007-08	4	2	2	-	0	4	2	2	-	0	8	4	4	-	0
2008-09	3	1	2	-	0	3	2	1	-	0	6	3	3	-	0
2009-10	3	0	2	-	1	3	0	3	-	0	6	0	5	-	1
2010-11	3	2	0	-	1	3	1	2	-	0	6	3	2	-	1
2011-12	3	2	1	-	0	3	0	3	-	0	6	2	4	-	0
2012-13	2	0	2	-	1	2	0	2	-	0	4	0	3	-	1
2013-14	2	1	1	-	0	1	0	0	-	1	3	1	1	-	1
2014-15	1	1	0	-	0	2	0	1	-	1	3	1	1	-	1
2015-16	2	1	0	-	1	1	1	0	-	0	3	2	0	-	1
2016-17	1	0	1	-	0	2	1	1	-	0	3	1	2	-	0
<b>TOTALS</b>	<b>60</b>	<b>27</b>	<b>24</b>	<b>4</b>	<b>6</b>	<b>60</b>	<b>21</b>	<b>29</b>	<b>5</b>	<b>4</b>	<b>120</b>	<b>48</b>	<b>53</b>	<b>9</b>	<b>10</b>



## MTS CENTRE

345 Graham Ave  
Manitoba, MB | 204.987.7825  
www.WinnipegJets.com

Capacity: 15,294

Entered NHL: 1999-00 Season  
(Atlanta)

Executive Chairman: Mark Chipman  
Executive Vice President & General  
Manager: Kevin Cheveldayoff  
Senior VP & Director of Hockey  
Operations/Assistant GM: Craig  
Heisinger  
Assistant General Manager: Larry  
Simmons  
Head Coach: Paul Maurice  
Assistant Coaches: Charlie Huddy,  
Jamie Kompon, Todd Woodcroft  
Goaltending Coach: Wade  
Flaherty  
Video Coach: Matt Prefontaine

## 2016-17 RESULTS

Dec. 15: Panthers at Jets (4-3 L  
[Shootout])  
Jan. 4: Panthers vs. Jets (4-1 L)

## 2017-18 SCHEDULE VS. JETS

Dec. 7 Panthers vs Jets  
Feb. 18 Panthers at Jets

## FAST FACTS

	OVERALL	HOME	AWAY
Last Win	3/1/16	2/20/16	3/1/16
Last Loss	1/4/17	1/4/17	12/15/16 [SO]
Overtime Record	4-8-5	3-3-1	1-5-4
Shutouts by FLA	3	3	Never
Last Time	1/18/10 (1-0)	1/18/10 (1-0)	Never
Shutouts of FLA	4	1	3
Last Time	3/1/12 (7-0)	3/27/04 (3-0)	3/1/12 (7-0)
Shootout Record	4-5	1-3	3-2
Last Time	12/15/16 (4-3 L)	10/31/11 (4-3 L)	12/15/16 (4-3 L)

YEAR BY YEAR

	HOME					AWAY					OVERALL				
	GP	W	L	T	OTL	GP	W	L	T	OTL	GP	W	L	T	OTL
1999-00	3	2	0	1	0	2	0	1	1	0	5	2	1	2	0
2000-01	2	0	2	0	0	3	1	0	1	1	5	1	2	1	1
2001-02	3	1	2	0	0	2	0	0	2	0	5	1	2	2	0
2002-03	2	1	1	0	0	3	2	0	0	1	5	3	1	0	1
2003-04	3	0	2	0	1	3	1	2	0	0	6	1	4	0	1
2005-06	4	3	1	-	0	4	0	3	-	1	8	3	4	-	1
2006-07	4	2	2	-	0	4	0	4	-	0	8	2	6	-	0
2007-08	4	2	2	-	0	4	3	0	-	1	8	5	2	-	1
2008-09	3	2	1	-	0	3	2	1	-	0	6	4	2	-	0
2009-10	3	2	0	-	1	3	0	3	-	0	6	2	3	-	1
2010-11	3	0	2	-	1	3	2	0	-	1	6	2	2	-	2
2011-12	3	1	0	-	2	3	2	1	-	0	6	3	1	-	2
2012-13	3	2	0	-	1	2	0	1	-	1	5	2	1	-	2
2013-14	1	1	0	-	0	1	0	1	-	0	2	1	1	-	0
2014-15	1	1	0	-	0	1	0	1	-	0	2	1	1	-	0
2015-16	1	1	0	-	0	1	1	0	-	0	2	2	0	-	0
2016-17	1	0	1	-	0	1	0	0	-	1	2	0	1	-	1
<b>TOTALS</b>	<b>44</b>	<b>21</b>	<b>16</b>	<b>1</b>	<b>6</b>	<b>43</b>	<b>14</b>	<b>18</b>	<b>4</b>	<b>7</b>	<b>87</b>	<b>35</b>	<b>34</b>	<b>5</b>	<b>13</b>





# RECORDS



# ALL-TIME RECORDS

// VS OTHER CLUBS

Franchise	GP	W	L	T	OL	PTS
Anaheim Ducks	31	15	11	3	2	35
Arizona Coyotes	32	12	13	3	4	31
Boston Bruins	92	35	43	6	8	84
Buffalo Sabres	92	40	41	4	7	91
Calgary Flames	31	11	13	3	4	29
Carolina Hurricanes	115	48	45	11	11	118
Chicago Blackhawks	35	11	17	3	4	29
Columbus Blue Jackets	24	9	9	0	6	24
Colorado Avalanche	37	13	18	3	3	32
Dallas Stars	33	15	14	3	1	34
Detroit Red Wings	40	15	16	5	4	39
Edmonton Oilers	30	10	11	3	6	29
Los Angeles Kings	32	11	17	3	1	26
Minnesota Wild	21	5	13	1	2	13
Montreal Canadiens	91	42	32	6	11	101
Nashville Predators	26	11	7	3	5	30
New Jersey Devils	92	33	45	7	7	80
New York Islanders	93	47	30	8	8	110
New York Rangers	92	35	43	6	8	84
Ottawa Senators	92	37	48	3	4	81
Philadelphia Flyers	92	34	44	7	7	82
Pittsburgh Penguins	88	36	37	4	11	87
San Jose Sharks	32	12	12	7	1	32
St. Louis Blues	33	9	19	3	2	23
Tampa Bay Lightning	126	64	39	10	13	151
Toronto Maple Leafs	80	34	33	7	6	81
Vancouver Canucks	31	10	11	6	4	30
Vegas Golden Knights	0	0	0	0	0	0
Washington Capitals	120	48	53	9	10	115
Winnipeg Jets	87	35	34	5	13	88





# PANTHERS RECORDS

// 1993-2017

SEASON	GP	W	L	T	OTL	PTS	PCT	GF	GA	DIV. FINISH	PLAYOFFS
1993-94	84	33	34	17	-	83	.494	233	233	5th	Did Not Qualify
1994-95	48	20	22	6	-	46	.479	115	127	5th	Did Not Qualify
1995-96	82	41	31	10	-	92	.561	254	234	3rd	Eastern Conf. Champions
1996-97	82	35	28	19	-	89	.543	221	201	4th	Lost ECQF
1997-98	82	24	43	15	-	63	.384	203	256	6th	Did Not Qualify
1998-99	82	30	34	18	-	78	.476	210	228	2nd	Did Not Qualify
1999-00	82	43	27	6	6	98	.596	244	209	2nd	Lost ECQF
2000-01	82	22	38	13	9	66	.402	200	246	3rd	Did Not Qualify
2001-02	82	22	44	10	6	60	.366	180	250	4th	Did Not Qualify
2002-03	82	24	36	13	9	70	.427	176	237	4th	Did Not Qualify
2003-04	82	28	35	15	4	75	.457	188	221	4th	Did Not Qualify
2005-06	82	37	34	-	11	85	.518	240	257	4th	Did Not Qualify
2006-07	82	35	31	-	16	86	.524	247	257	4th	Did Not Qualify
2007-08	82	38	35	-	9	85	.518	216	226	3rd	Did Not Qualify
2008-09	82	41	30	-	11	93	.567	231	223	3rd	Did Not Qualify
2009-10	82	32	37	-	13	77	.470	208	244	5th	Did Not Qualify
2010-11	82	30	40	-	12	72	.430	195	229	5th	Did Not Qualify
2011-12	82	38	26	-	18	94	.573	197	216	1st	Lost ECQF
2012-13	48	15	27	-	6	36	.375	112	171	5th	Did Not Qualify
2013-14	82	29	45	-	8	66	.402	196	268	7th	Did Not Qualify
2014-15	82	38	29	-	15	91	.555	206	223	6th	Did Not Qualify
2015-16	82	47	26	-	9	103	.628	232	200	1st	Lost ECQF
2016-17	82	35	36	0	11	81	0.494	205	231	Sixth	Did Not Qualify
<b>TOTALS</b>	<b>1820</b>	<b>737</b>	<b>768</b>	<b>-</b>	<b>173</b>	<b>1789</b>	<b>0.488</b>	<b>4669</b>	<b>5134</b>		

## ALL-TIME REGULAR SEASON SHOOTOUT RECORDS

SEASON	HOME	ROAD	OVERALL
2005-06	1-4	3-1	4-5
2006-07	1-2	1-6	2-8
2007-08	2-6	3-0	5-6
2008-09	1-5	2-3	3-8
2009-10	2-7	4-3	6-10W
2010-11	0-4	4-3	4-7
2011-12	3-9	3-2	6-11
2012-13	1-1	2-0	3-1
2013-14	5-4	3-2	8-6
2014-15	4-7	4-3	8-10
2015-16	5-1	2-2	7-3
2016-17	3-2	2-4	5-6
<b>Totals</b>	<b>28-52</b>	<b>33-29</b>	<b>61-81</b>



# PANTHERS RECORDS

// 1993-2017

## REGULAR SEASON HOME & AWAY ROAD RECORDS

SEASON	HOME W-L-T-OT	ROAD W-L-T-OT	OVERALL W-L-T-OT
1993-94	15-18-9-0	18-16-8-0	33-34-17-0
1994-95	9-12-3-0	11-10-3-0	20-22-6-0
1995-96	25-12-4-0	16-19-6-0	41-31-10-0
1996-97	21-12-8-0	14-16-11-0	35-28-19-0
1997-98	11-24-6-0	13-19-9-0	24-43-15-0
1998-99	17-17-7-0	13-17-11-0	30-34-18-0
1999-00	26-9-4-2	17-18-2-4	43-27-6-6
2000-01	12-18-7-4	10-20-6-5	22-38-13-9
2001-02	11-23-3-4	11-21-7-2	22-44-10-6
2002-03	8-21-7-5	16-15-6-4	24-36-13-9
2003-04	16-15-7-3	12-20-8-1	28-35-15-4
2005-06	25-11-5	12-23-6	37-34-11
2006-07	23-12-6	12-19-10	35-31-16
2007-08	18-15-8	20-20-1	38-35-9
2008-09	22-12-7	19-18-4	41-30-11
2009-10	16-16-9	16-21-4	32-37-13
2010-11	16-17-8	14-23-4	30-40-12
2011-12	21-9-11	17-17-7	38-26-18
2012-13	8-11-5	7-16-1	15-27-6
2013-14	16-20-5	13-25-3	29-45-8
2014-15	21-13-7	17-16-8	38-29-15
2015-16	25-11-5	22-15-4	47-26-9
2016-17	19-19-3	16-17-8	35-36-0-11

Totals: 401-347-65-97 336-421-77-76 737-768-142-173

## ALL-TIME REGULAR SEASON OVERTIME RECORDS

SEASON	HOME W-L-T-OT	ROAD W-L-T-OT	OVERALL W-L-T-OT
1993-94	2-4-8	0-1-9	2-5-17
1994-95	0-2-3	0-1-3	0-3-6
1995-96	0-3-4	0-0-6	0-3-10
1996-97	1-1-8	2-3-11	3-4-19
1997-98	1-1-6	2-1-9	3-2-15
1998-99	1-1-7	0-1-11	1-2-18
1999-00	3-2-4	0-4-2	3-6-6
2000-01	2-4-7	0-5-6	2-9-13
2001-02	0-4-3	0-2-7	0-6-10
2002-03	2-5-7	2-4-6	4-9-13
2003-04	1-3-7	4-1-8	5-4-15
2005-06	5-1	3-5	8-6
2006-07	3-4	0-4	3-8
2007-08	1-2	3-1	4-3
2008-09	2-2	2-1	4-3
2009-10	0-2	2-1	2-3
2010-11	4-4	2-1	6-5
2011-12	1-2	0-5	1-7
2012-13	1-4	0-1	1-5
2013-14	0-1	0-1	0-2
2014-15	0-0	1-4	1-4
2015-16	0-4	1-2	1-6
2016-17	4-1	3-4	7-5

**TOTALS** 34-53-64 26-51-78 60-104-142





## OPENING GAME RECORDS

### SEASON OPENER (11-7-1-2)

1993-94	Panthers 4	at Chicago 4 T
1994-95	Panthers 1	at NY Islanders 2 L
1995-96	Panthers 0	at New Jersey 4 L
1996-97	Panthers 3	at Philadelphia 1 W
1997-98	Panthers 1	at Philadelphia 3 L
1998-99	Panthers 4	vs. Tampa Bay 1 W
1999-00	Panthers 4	vs. Washington 3 W
2000-01	Panthers 3	vs. Vancouver 4 L-OT
2001-02	Panthers 2	at Philadelphia 5 L
2002-03	Panthers 3	vs. Tampa Bay 4 L-OT
2003-04	Panthers 3	vs. Carolina 1 W
2005-06	Panthers 2	vs. Atlanta 0 W
2006-07	Panthers 8	vs. Boston 3 W
2007-08	Panthers 2	at NY Rangers 5 L
2008-09	Panthers 4	at Carolina 6 L
2009-10	Panthers 4	at Chicago 3 W-SO (Helsinki)
2010-11	Panthers 2	at Edmonton 3 L
2011-12	Panthers 2	at NY Islanders 0 W
2012-13	Panthers 5	vs. Carolina 1 W
2013-14	Panthers 4	at Dallas 2 W
2014-15	Panthers 2	at Lightning 3 L-OT
2015-16	Panthers 7	vs. Flyers 1 W
2016-17	Panthers 2	vs. Devils 1 W-OT

### HOME OPENER (13-6-2-2)

1993-94	Panthers 1	Pittsburgh 2 L
1994-95	Panthers 5	Pittsburgh 6 L
1995-96	Panthers 4	Calgary 3 W
1996-97	Panthers 1	NY Rangers 1 T
1997-98	Panthers 2	NY Islanders 2 T
1998-99	Panthers 4	Tampa Bay 1 W
1999-00	Panthers 4	Washington 3 W
2000-01	Panthers 3	Vancouver 4 L-OT
2001-02	Panthers 0	NY Islanders 3 L
2002-03	Panthers 3	Tampa Bay 4 L-OT
2003-04	Panthers 3	Carolina 1 W
2005-06	Panthers 2	Atlanta 0 W
2006-07	Panthers 8	Boston 3 W
2007-08	Panthers 1	New Jersey 4 L

2008-09	Panthers 3	Atlanta 2 W-OT
2009-10	Panthers 2	New Jersey 3 L
2010-11	Panthers 6	Tampa Bay 0 W
2011-12	Panthers 3	Tampa Bay 2 W-SO
2012-13	Panthers 5	Carolina 1 W
2013-14	Panthers 6	vs. Pittsburgh 3 W
2014-15	Panthers 2	vs. New Jersey 5 L
2015-16	Panthers 7	vs. Flyers 1 W
2016-17	Panthers 2	vs. Devils (1) W-OT

### ROAD OPENER (6-13-2-2)

1993-94	Panthers 4	Chicago 4 T
1994-95	Panthers 1	NY Islanders 2 L
1995-96	Panthers 0	New Jersey 4 L
1996-97	Panthers 3	Philadelphia 1 W
1997-98	Panthers 1	Philadelphia 3 L
1998-99	Panthers 1	Nashville 0 W
1999-00	Panthers 2	Montreal 1 W
2000-01	Panthers 2	Boston 4 L
2001-02	Panthers 2	Philadelphia 5 L
2002-03	Panthers 5	Atlanta 4 W-OT
2003-04	Panthers 2	Carolina 2 T
2005-06	Panthers 1	Tampa Bay 2 L
2006-07	Panthers 0	Atlanta 6 L
2007-08	Panthers 2	NY Rangers 5 L
2008-09	Panthers 4	Carolina 6 L
2009-10	Panthers 2	Carolina 7 L
2010-11	Panthers 2	Edmonton 3 L
2011-12	Panthers 2	NY Islanders 0 W
2012-13	Panthers 0	Ottawa 4 L
2013-14	Panthers 4	at Dallas 2 W
2014-15	Panthers 2	at Lightning 3L-OT
2015-16	Panthers 0	Flyers 1 L
2016-17	Panthers 3	at Lightning (4) L-SO



# PANTHERS RECORDS

// 1993-2017

## SEASON BY SEASON ATTENDANCE

SEASON	TOTAL ATT.	# OF HOME DATES	AVERAGE ATT.	SELLOUTS
1993-94	561,394	41	13,693	26
1994-95	340,619	24	14,192	12
1995-96	548,926	41	13,388	15
1996-97	602,823	41	14,703	41
1997-98	602,344	41	14,691	39
<i>(MOVED FROM MIAMI ARENA (14,703) TO BANKATLANTIC CENTER (19,250))</i>				
1998-99	758,542	41	18,501	13
1999-00	654,760	41	15,970	1
2000-01	601,857	41	14,679	1
2001-02	659,040	41	16,074	5
2002-03	632,552	41	15,428	6
2003-04	653,380	41	15,936	4
2005-06	656,587	41	16,014	2
2006-07	630,183	41	15,370	2
2007-08	632,876	41	15,436	4
2008-09	649,333	41	15,621	2
2009-10	605,863	41	15,147	1
2010-11	643,116	41	15,685	5
2011-12	681,792	41	16,629	17
2012-13	407,896	24	16,996	11
2013-14	595,527	41	14,525	8
2014-15	462,098	41	11,271	2
2015-16	630,476	41	15,384	8
2016-17	599,468	41	14,621	0
<b>TOTALS</b>	<b>13,813,502</b>	<b>908</b>	<b>15,215</b>	<b>225</b>



## REGULAR SEASON TEAM LEADERS

SEASON	PLAYER	GAMES PLAYED	SEASON	PLAYER	GOALS
1993-94	Bill Lindsay, Gord Murphy	84	1993-94	Scott Mellanby	30
1994-95	Tom Fitzgerald, Mike Hough, Bill Lindsay, Scott Mellanby, Rob Niedermayer	48	1994-95	Jesse Belanger	15
1995-96	Tom Fitzgerald, Johan Garpenlov, Rob Niedermayer	82	1995-96	Scott Mellanby	32
1996-97	Scott Mellanby, Robert Svehla	82	1996-97	Ray Sheppard	29
1997-98	Bill Lindsay	82	1997-98	Ray Whitney	32
1998-99	Radek Dvorak, Kirk Muller, Rob Niedermayer	82	1998-99	Ray Whitney	26
1999-00	Todd Simpson, Jaroslav Spacek, Robert Svehla	82	1999-00	Pavel Bure	58
2000-01	Pavel Bure, Robert Svehla	82	2000-01	Pavel Bure	59
2001-02	Robert Svehla	82	2001-02	Kristian Huselius	23
2002-03	Jay Bouwmeester, Ivan Majesky, Marcus Nilson	82	2002-03	Olli Jokinen	36
2003-04	Olli Jokinen, Lyle Odelein	82	2003-04	Olli Jokinen	26
2005-06	Jay Bouwmeester, Martin Gelinás, Olli Jokinen	82	2005-06	Olli Jokinen	38
2006-07	Bryan Allen, Jay Bouwmeester, Martin Gelinás, Nathan Horton, Olli Jokinen, Ruslan Salei	82	2006-07	Olli Jokinen	39
2007-08	Jay Bouwmeester, Nathan Horton, Olli Jokinen	82	2007-08	Olli Jokinen	34
2008-09	Keith Ballard, Jay Bouwmeester	82	2008-09	David Booth	31
2009-10	Keith Ballard, Michael Frolik, Bryan McCabe, Steven Reinprecht	82	2009-10	Stephen Weiss	28
2010-11	Marty Reasoner, Mike Weaver, David Booth, Mike Santorelli	82	2010-11	David Booth	23
2011-12	Brian Campbell, Tomas Fleischman, Mike Weaver	82	2011-12	Tomas Fleischmann	27
2012-13	Jonathan Huberdeau Tomas Fleischman, Brian Campbell Shawn Matthias	48	2012-13	Thomas Kopecky	35
2013-14	Brian Campbell	82	2013-14	Brad Boyes	21
2014-15	Brian Campbell, Derek MacKenzie	82	2014-15	Nick Bjugstad	24
2015-16	Brian Campbell, Reilly Smith	82	2015-16	Aleksander Barkov	28
2016-17	Jaromir Jagr, Derek MacKenzie, Mark Pysyk, Vincent Trocheck, Keith Yandle	82	2016-17	Jonathan Marchessault	30



# PANTHERS RECORDS

// 1993-2017

## REGULAR SEASON TEAM LEADERS

SEASON	PLAYER	ASSISTS	SEASON	PLAYER	+10
1993-94	Jesse Belanger	33	1997-98	Ray Whitney	+10
1994-95	Stu Barnes	19	1998-99	Jaroslav Spacek	+15
1995-96	Robert Svehla	49	1999-00	Pavel Bure	+25
1996-97	Robert Svehla	32	2000-01	Denis Shvidki	+6
1997-98	Robert Svehla	34	2001-02	Darren Van Impe	+3
1998-99	Ray Whitney	38	2002-03	Andreas Lilja	+8
1999-00	Viktor Kozlov	53	2003-04	Pavel Trnka	+2
2000-01	Pavel Bure	33	2005-06	Martin Gelinias	+27
2001-02	Pavel Bure	27	2006-07	Jay Bouwmeester	+23
2002-03	Viktor Kozlov	34	2007-08	Jassen Cullimore	+21
2003-04	Olli Jokinen	32	2008-09	Stephen Weiss	+19
2005-06	Olli Jokinen	51	2009-10	Jason Garrison	+5
2006-07	Olli Jokinen	52	2010-11	Chris Higgins	+5
2007-08	Olli Jokinen	37	2011-12	Jason Garrison	+6
2008-09	Stephen Weiss	47	2012-13	Eric Selleck	+2
2009-10	Nathan Horton	37	2013-14	Scottie Upshall	+1
2010-11	Stephen Weiss	28	2014-15	Aaron Ekblad, Tomas Fleischmann	+12
2011-12	Brian Campbell	4	2015-16	Brian Campbell	+31
2012-13	Tomas Fleischmann	23	2016-17	Aleksander Barkov	13
2013-14	Brian Campbell	30	SEASON	PLAYER	PIM
2014-15	Brian Campbell	39	1993-94	Brent Severyn	156
2015-16	Jussi Jokinen	42	1994-95	Paul Laus	138
2016-17	Keith Yandle	36	1995-96	Paul Laus	236
			1996-97	Paul Laus	313
SEASON	PLAYER	POINTS	1997-98	Paul Laus	293
1993-94	Scott Mellanby	60	1998-99	Peter Worrell	258
1994-95	Stu Barnes, Jesse Belanger	29	1999-00	Todd Simpson	202
1995-96	Scott Mellanby	70	2000-01	Peter Worrell	248
1996-97	Ray Sheppard	60	2001-02	Peter Worrell	354
1997-98	Ray Whitney	61	2002-03	Peter Worrell	193
1998-99	Ray Whitney	64	2003-04	Darcy Hordichuk	158
1999-00	Pavel Bure	94	2005-06	Chris Gratton	104
2000-01	Pavel Bure	92	2006-07	Steve Montador	119
2001-02	Pavel Bure	49	2007-08	Nathan Horton	85
2002-03	Olli Jokinen	65	2008-09	Nick Boynton	91
2003-04	Olli Jokinen	58	2009-10	Bryan Allen	99
2005-06	Olli Jokinen	89	2010-11	Darcy Hordichuk	76
2006-07	Olli Jokinen	91	2011-12	Krys Barch	114
2007-08	Olli Jokinen	71	2012-13	George Parros	57
2008-09	Stephen Weiss	61	2013-14	Erik Gudbranson	114
2009-10	Stephen Weiss	60	2014-15	Erik Gudbranson	58
2010-11	Stephen Weiss	49	2015-16	Alex Petrovic	90
2011-12	Tomas Fleischmann	61	2016-17	Alex Petrovic	79
2012-13	Tomas Fleischmann	35	SEASON	PLAYER	PPGOALS
2013-14	Nick Bjugstad	38	1993-94	Scott Mellanby	17
2014-15	Jonathan Huberdeau	54	1994-95	Jesse Belanger	6
2015-16	Jaromir Jagr	66	1995-96	Scott Mellanby	19
2016-17	Vincent Trocheck	54	1996-97	Ray Sheppard	13
			1997-98	Ray Whitney	12
			1998-99	Ray Whitney	7
			1999-00	Pavel Bure	11
			2000-01	Pavel Bure	19
			2001-02	Pavel Bure	9
SEASON	PLAYER	+/- (MIN. 20 GP)			
1993-94	Brian Skrudland	+13			
1994-95	Paul Laus	+12			
1995-96	Bill Lindsay	+13			
1996-97	Rhett Warrener	+20			



2002-03	Olli Jokinen	13	2006-07	Olli Jokinen	8
2003-04	Olli Jokinen	8	2007-08	David Booth	6
2005-06	Olli Jokinen	14	2008-09	David Booth, Nathan Horton	5
2006-07	Stephen Weiss	10	2009-10	Nathan Horton, Cory Stillman	4
2007-08	Olli Jokinen	18	2010-11	Marty Reasoner	4
2008-09	David Booth	11	2011-12	Stephen Weiss	6
2009-10	Stephen Weiss	12	2012-13	Tomas Fleischmann,	
2010-11	David Booth, Dennis Wideman	8		Brian Campbell, Dmitry Kulikov	2
2011-12	Jason Garrison	9	2013-14	Nick Bjugstad	4
2012-13	Brian Campbell	6	2014-15	Aaron Ekblad, Brad Boyes, Brandon Pirri	4
2013-14	Sean Bergenheim,		2015-16	Aleksander Barkov	8
	Aleksander Barkov, Jimmy Hayes	3	2016-17	Jonathan Marchessault	6
2014-15	Nick Bjugstad, Brandon Pirri	7			
2015-16	Aleksander Barkov	9			
2017-17	Jaromir Jagr, Jonathan Marchessault	8			

SEASON	PLAYER	SH GOALS
--------	--------	----------

1993-94	Scott Mellanby	17
1994-95	Jesse Belanger	6
1995-96	Scott Mellanby	19
1996-97	Ray Sheppard	13
1997-98	Ray Whitney	12
1998-99	Ray Whitney	7
1999-00	Pavel Bure	11
2000-01	Pavel Bure	19
2001-02	Pavel Bure	9
2002-03	Olli Jokinen	13
2003-04	Olli Jokinen	8
2005-06	Olli Jokinen	14
2006-07	Stephen Weiss	10
2007-08	Olli Jokinen	18
2008-09	David Booth	11
2009-10	Stephen Weiss	12
2010-11	David Booth, Dennis Wideman	8
2011-12	Jason Garrison	9
2012-13	Brian Campbell	6
2013-14	Sean Bergenheim, Aleksander Barkov,	
	Jimmy Hayes	3
2014-15	Nick Bjugstad, Brandon Pirri	7
2015-16	Aleksander Barkov	9
2016-17	Colton Sceviour	3

SEASON	PLAYER	GW GOALS
--------	--------	----------

1993-94	Jody Hull	5
1994-95	Scott Mellanby	5
1995-96	Johan Garpenlov	7
1996-97	Ray Sheppard	7
1997-98	Bill Lindsay	5
1998-99	Ray Whitney	6
1999-00	Pavel Bure	14
2000-01	Pavel Bure	8
2001-02	Ivan Novoseltsev	5
2002-03	Olli Jokinen	6
2003-04	Olli Jokinen	8
2005-06	Olli Jokinen	9

SEASON	PLAYER	SHOTS
--------	--------	-------

1993-94	Scott Mellanby	204
1994-95	Scott Mellanby	130
1995-96	Scott Mellanby	225
1996-97	Ray Sheppard	226
1997-98	Scott Mellanby	188
1998-99	Viktor Kozlov	209
1998-99	Viktor Kozlov	209
1999-00	Pavel Bure	360
2000-01	Pavel Bure	384
2001-02	Pavel Bure	238
2002-03	Olli Jokinen	240
2003-04	Olli Jokinen	280
2005-06	Olli Jokinen	351
2006-07	Olli Jokinen	351
2007-08	Olli Jokinen	341
2008-09	David Booth	246
2009-10	Michael Frolik	219
2010-11	David Booth	280
2011-12	Tomas Fleischmann	217
2012-13	Peter Mueller	131
2013-14	Sean Bergenheim	190
2014-15	Nick Bjugstad	207
2015-16	Aaron Ekblad	182
2016-17	Vincent Trocheck	230

SEASON	GOALTENDER	WINS
--------	------------	------

1993-94	John Vanbiesbrouck	21
1994-95	John Vanbiesbrouck	14
1995-96	John Vanbiesbrouck	26
1996-97	John Vanbiesbrouck	27
1997-98	John Vanbiesbrouck	18
1998-99	Sean Burke	21
1999-00	Mike Vernon	18
2000-01	Roberto Luongo	12
2001-02	Roberto Luongo	16
2002-03	Roberto Luongo	20
2003-04	Roberto Luongo	25
2005-06	Roberto Luongo	35
2006-07	Ed Belfour	27
2007-08	Tomas Vokoun	30
2008-09	Tomas Vokoun	26



# PANTHERS RECORDS

// 1993-2017

2009-10	Tomas Vokoun	23	2014-15	Roberto Luongo	2.35
2010-11	Tomas Vokoun	22	2015-16	AI Montoya	2.18
2011-12	Jose Theodore	22	2016-17	James Reimer	2.53
2012-13	Jacob Markstrom	8			
2013-14	Tim Thomas	16			
2014-15	Roberto Luongo	28	<b>SEASON</b>	<b>GOALTENDER</b>	<b>SV% (MIN. 20 GP)</b>
2015-16	Roberto Luongo	35	1993-94	John Vanbiesbrouck	.924
2016-17	James Reimer	18	1994-95	John Vanbiesbrouck	.914
			1995-96	John Vanbiesbrouck	.903
			1996-97	John Vanbiesbrouck	.919
			1997-98	John Vanbiesbrouck	.899
			1998-99	Sean Burke	.907
			1999-00	Mike Vernon	.919
			2000-01	Roberto Luongo	.920
			2001-02	Roberto Luongo	.915
			2002-03	Roberto Luongo	.918
			2003-04	Roberto Luongo	.931
			2005-06	Roberto Luongo	.914
			2006-07	Ed Belfour	.902
			2007-08	Tomas Vokoun	.919
			2008-09	Tomas Vokoun	.926
			2009-10	Tomas Vokoun	.925
			2010-11	Tomas Vokoun	.922
			2011-12	Jose Theodore	.917
			2012-13	Jacob Markstrom	.901
			2013-14	Tim Thomas	.909
			2014-15	Roberto Luongo	0.921
			2015-16	Roberto Luongo	0.922
			2016-17	James Reimer	0.920

SEASON	GOALTENDER	SHUTOUTS
1993-94	John Vanbiesbrouck, Mark Fitzpatrick	1
1994-95	John Vanbiesbrouck	4
1995-96	John Vanbiesbrouck	2
1996-97	John Vanbiesbrouck	2
1997-98	John Vanbiesbrouck	4
1998-99	Sean Burke	3
1999-00	Trevor Kidd, Mike Vernon	1
2000-01	Roberto Luongo	5
2001-02	Roberto Luongo	4
2002-03	Roberto Luongo	6
2003-04	Roberto Luongo	7
2005-06	Roberto Luongo	4
2006-07	Ed Belfour, Alex Auld	1
2007-08	Tomas Vokoun	4
2008-09	Tomas Vokoun	6
2009-10	Tomas Vokoun	7
2010-11	Tomas Vokoun	6
2011-12	Jose Theodore	3
2012-13	Jacob Markstrom, Scott Clemmensen, Jose Theodore	0
2013-14	Roberto Luongo	1
2014-15	Roberto Luongo	2
2015-16	Roberto Luongo	4
2016-17	James Reimer	3

SEASON	GOALTENDER	GAA (MIN. 20 GP)
1993-94	John Vanbiesbrouck	2.53
1994-95	John Vanbiesbrouck	2.47
1995-96	John Vanbiesbrouck	2.68
1996-97	John Vanbiesbrouck	2.29
1997-98	John Vanbiesbrouck	2.87
1998-99	Sean Burke	2.66
1999-00	Mikhail Shtalenkov	2.31
2000-01	Roberto Luongo	2.44
2001-02	Roberto Luongo	2.77
2002-03	Roberto Luongo	2.71
2003-04	Roberto Luongo	2.43
2005-06	Roberto Luongo	2.97
2006-07	Ed Belfour	2.77
2007-08	Tomas Vokoun	2.68
2008-09	Tomas Vokoun	2.49
2009-10	Tomas Vokoun	2.55
2010-11	Tomas Vokoun	2.55
2011-12	Jose Theodore	2.46
2012-13	Scott Clemmensen	3.67
2013-14	Tim Thomas	2.87



## PANTHERS PENALTY SHOTS

PLAYER	YEAR	DATE	OPPONENT	HOME/AWAY	GOALTENDER	RESULT
Mike Hough	1995-96	2/29/96	Washington	Home	Kolzig	No Goal
Martin Straka	1995-96	4/3/96	Ottawa	Away	Rhodes	No Goal
Rob Niedermayer	1996-97	3/13/97	Vancouver	Home	Hirsch	No Goal
Tom Fitzgerald	1997-98	1/31/98	Tampa Bay	Home	Fitzpatrick	No Goal
Pavel Bure	1998-99	2/26/99	Detroit	Away	Osgood	Goal
Ray Whitney	1998-99	3/21/99	Anaheim	Away	Hebert	Goal
Viktor Kozlov	1999-00	2/23/00	Washington	Away	Kolzig	Goal
Pavel Bure	2001-02	1/25/02	Carolina	Away	Irbe	No Goal
Pavel Bure	2001-02	2/9/02	Boston	Away	Dafoe	No Goal
Vaclav Nedorost	2003-04	12/13/03	Nashville	Away	Vokoun	No Goal
Nathan Horton	2003-04	1/8/04	Philadelphia	Away	Hackett	Goal
Gregory Campbell	2006-07	12/2/06	Atlanta	Home	Lehtonen	No Goal
Ville Peltonen	2006-07	3/3/07	Tampa Bay	Home	Denis	Goal
Bryan Allen	2006-07	4/7/07	Carolina	Away	Grahame	No Goal
Jozef Stumpel	2007-08	10/27/07	Nashville	Away	Ellis	Goal
Kamil Kreps	2007-08	12/5/07	Ottawa	Home	Emery	No Goal
Stephen Weiss	2007-08	12/7/07	NY Islanders	Home	DiPietro	No Goal
Radek Dvorak	2007-08	12/30/07	Philadelphia	Home	Nittymaki	No Goal
Nathan Horton	2007-08	2/16/08	Carolina	Away	Grahame	Goal
Michael Frolik	2008-09	1/10/09	Atlanta	Home	Lehtonen	Goal
David Booth	2008-09	1/19/09	Buffalo	Home	Miller	Goal
Radek Dvorak	2008-09	1/29/09	Montreal	Home	Price	Goal
David Booth	2008-09	3/1/09	Washington	Away	Theodore	No Goal
Shawn Matthias	2009-10	1/26/10	Montreal	Home	Halak	Goal
David Booth	2010-11	3/19/11	NY Islanders	Home	DiPietro	No Goal
Radek Dvorak	2010-11	11/27/10	Tampa Bay	Away	Ellis	Goal
David Booth	2010-11	10/30/10	Montreal	Away	Price	Goal
Stephen Weiss	2011-12	12/20/11	Phoenix	Home	LaBarbera	No Goal
Jack Skille	2011-12	11/29/11	Carolina	Away	Ward	No Goal
Tomas Kopecky	2011-12	10/22/11	NY Islanders	Home	Nabokov	No Goal
Quinton Howden	2012-13	4/20/13	New Jersey	Away	Brodeur	No Goal
Jonathan Huberdeau	2012-13	3/5/13	Winnipeg	Home	Ondrej Pavelec	Goal
Jonathan Huberdeau	2012-13	2/21/13	Philadelphia	Away	Ilya Bryzgalov	Goal
Jonathan Huberdeau	2013-14	10/22/13	Chicago	Home	Corey Crawford	No Goal
Sean Bergenheim	2013-14	3/7/14	Buffalo	Home	Michal Neuvirth	No Goal
Derek MacKenzie	2014-15	2/24/15	Chicago	Away	Darling	No Goal
Brandon Pirri	2015-16	11/14/15	Tampa Bay	Away	Bishop	Goal
Reilly Smith	2015-16	11/21/15	NY Rangers	Home	Lundqvist	No Goal
Jonathan Huberdeau	2015-16	12/6/15	New Jersey	Away	Schneider	No Goal
Vincent Trocheck	2016-17	10/29/16	Buffalo	Away	Lehner	No Goal
Denis Malgin	2016-17	12/28/16	Toronto	Home	Andersen	No Goal
Reilly Smith	2016-17	3/27/17	Buffalo	Home	Lehner	No Goal



# PANTHERS RECORDS

// 1993-2017

## PENALTY SHOTS VS. PANTHERS

PLAYER	YEAR	DATE	OPPONENT	H/A	GOALTENDER	RESULT
Zigmund Palffy	1993-94	4/14/94	NY Islanders	Home	Vanbiesbrouck	No Goal
Dean McAmmond	1995-96	1/5/96	Edmonton	Away	Fitzpatrick	No Goal
Jaromir Jagr	1996-97	11/9/96	Pittsburgh	Home	Fitzpatrick	No Goal
Mike Sillinger	1996-97	1/14/97	Vancouver	Away	Fitzpatrick	Goal
Mario Lemieux	1996-97	4/11/97	Pittsburgh	Home	Vanbiesbrouck	Goal
Trent Klatt	1997-98	10/1/97	Philadelphia	Away	Vanbiesbrouck	No Goal
Paul Kariya	1997-98	1/21/98	Anaheim	Away	Weekes	Goal
Derek King	1997-98	2/7/98	Toronto	Away	Vanbiesbrouck	Goal
Ted Donato	1998-99	4/12/99	Ottawa	Away	McLean	No Goal
Terry Yake	1999-00	11/18/99	St. Louis	Away	Burke	No Goal
Claude Lapointe	1999-00	1/12/00	NY Islanders	Home	Vernon	No Goal
Magnus Arvedson	2002-03	1/22/03	Ottawa	Home	Hurme	No Goal
Michael Peca	2003-04	11/19/03	NY Islanders	Home	Luongo	No Goal
P.J. Axelsson	2003-04	1/24/04	Boston	Away	Luongo	No Goal
Alexander Korolyuk	2003-04	2/3/04	San Jose	Away	Luongo	No Goal
Miroslav Satan	2005-06	10/10/05	NY Islanders	Away	Luongo	No Goal
Erik Cole	2005-06	11/11/05	Carolina	Home	Luongo	No Goal
Marian Hossa	2005-06	12/17/05	Atlanta	Away	Luongo	No Goal
Alex Kovalev	2005-06	12/30/05	Montreal	Away	Luongo	No Goal
Matt Pettinger	2005-06	04/15/06	Washington	Home	McLennan	No Goal
Thomas Vanek	2006-07	11/10/06	Buffalo	Away	Auld	No Goal
Vincent Lecavalier	2006-07	11/22/06	Tampa Bay	Home	Auld	No Goal
Valtteri Filppula	2007-08	12/15/07	Detroit	Away	Vokoun	Goal
Pavel Datsyuk	2007-08	12/15/07	Detroit	Away	Vokoun	No Goal
Markus Naslund	2007-08	2/1/08	Vancouver	Home	Vokoun	No Goal
Martin St. Louis	2009-10	1/14/10	Tampa Bay	Away	Vokoun	No Goal
Vincent Lecavalier	2010-11	1/21/11	Tampa Bay	Home	Vokoun	No Goal
Vincent Lecavalier	2010-11	4/8/11	Tampa Bay	Away	Clemmensen	Goal
Matt Read	2011-12	11/13/11	Philadelphia	Home	Theodore	Goal
Benoit Pouliot	2012-13	4/27/13	Tampa Bay	Away	Markstrom	No Goal
Guillaume Latendresse	2012-13	1/24/13	Ottawa	Home	Theodore	No Goal
Alexander Steen	2013-14	10/5/13	@ St. Louis	Away	Thomas	Goal
Patrick Marleau	2014-15	11/20/14	San Jose	Away	Luongo	No Goal
Carl Hagelin	2014-15	2/2/15	NY Rangers	Away	Luongo	No Goal
Tyler Johnson	2014-15	3/1/15	Tampa Bay	Home	Montoya	No Goal
Steven Stamkos	2015-16	11/14/15	Tampa Bay	Away	Luongo	No Goal
Chris Kreider	2015-16	11/21/15	NY Rangers	Home	Luongo	No Goal
Nathan MacKinnon	2015-16	3/3/16	Colorado	Away	Luongo	No Goal
Anthony Duclair	2015-16	3/5/16	Arizona	Away	Montoya	No Goal
Brad Marchand	2016-17	11/1/16	Boston	Home	Luongo	Goal
Joe Pavelski	2016-17	2/15/17	San Jose	Away	Luongo	No Goal





## PANTHERS HAT TRICKS

YEAR	NO.	PLAYER	DATE	SCORE	GOALTENDER
1993-94		NO HAT TRICKS			
1994-95		NO HAT TRICKS			
1995-96	1	Johan Garpenlov	1/23/96	Panthers 5 at Washington 4	Carey
	2	Ray Sheppard	3/21/96	Panthers 3 vs. NY Islanders 2	Fichaud
1996-97	3	Ray Sheppard	11/26/96	Panthers 4 vs. Sabres 3	Hasek, Trefilov
	4	Ray Sheppard	12/22/96	Panthers 3 at NY Rangers 7	Richter
	5	Ray Sheppard	3/13/97	Panthers 5 vs. Vancouver 4	Hirsch
1997-98	6	Dave Gagner	10/4/97	Panthers 5 at Pittsburgh 3	Wregget
	7	Ray Sheppard	11/26/97	Panthers 10 vs. Boston 5	Dafoe, Carey
1998-99	8	Mark Parrish (4)	10/30/98	Panthers 7 at Chicago 3	Fitzpatrick, Hackett
	9	Pavel Bure	1/26/99	Panthers 3 at Philadelphia 3	Vanbiesbrouck
	10	Pavel Bure	3/3/99	Panthers 5 vs. Colorado 7	Roy
1999-00	11	Pavel Bure	12/8/99	Panthers 6 at Phoenix 1	Essensa, Esche
	12	Pavel Bure	12/17/99	Panthers 4 at Buffalo 2	Biron
	13	Pavel Bure (4)	1/1/00	Panthers 7 vs. Tampa Bay 5	Hodson
	14	Viktor Kozlov	1/5/00	Panthers 5 at Anaheim 1	Hebert, Roussel
	15	Pavel Bure	3/18/00	Panthers 4 at NY Islanders 2	Weekes
2000-01	16	Pavel Bure (4)	2/10/01	Panthers 7 at Atlanta 3	Hnilicka, Rhodes
	17	Pavel Bure	2/14/01	Panthers 4 vs. Phoenix 3	Esche
	18	Pavel Bure	3/11/01	Panthers 4 at NY Islanders 1	DiPietro
	19	Pavel Bure	3/17/01	Panthers 3 vs. Toronto 5	Joseph
2001-02		NO HAT TRICKS			
2002-03		NO HAT TRICKS			
2003-04		NO HAT TRICKS			
2005-06	20	Olli Jokinen	11/25/05	Panthers 6 vs. Pittsburgh 3	Caron, Thibault
	21	Nathan Horton	12/13/05	Panthers 7 vs. Nashville 3	Finley
	22	Jonathan Sim	2/7/06	Panthers 5 at Washington 0	Kolzig
	23	Joe Nieuwendyk	4/11/06	Panthers 5 at Toronto 6	Aubin
2006-07	24	Olli Jokinen	11/16/06	Panthers 5 vs. Montreal 1	Aebischer
	25	Olli Jokinen	1/10/07	Panthers 5 vs. Pittsburgh 2	Thibault
	26	Stephen Weiss	1/13/07	Panthers 7 vs. Washington 3	Kolzig
	27	Olli Jokinen	2/27/07	Panthers 6 at Washington 5	Johnson
2007-08	28	Richard Zednik	2/5/08	Panthers 8 at Toronto 0	Raycroft, Toskala
2008-09	29	David Booth	11/9/08	Panthers 3 at Anaheim 1	Giguere
	30	David Booth	3/7/09	Panthers 5 vs. St. Louis 3	Mason
2009-10	31	Steven Reinprecht	10/30/09	Panthers 6 at Dallas 5 (SO)	Auld
	32	Stephen Weiss	12/2/09	Panthers 6 vs. Colorado 5 (SO)	Anderson
	33	Nathan Horton	12/14/09	Panthers 7 at NY Islanders 1	Roloson, Biron
	34	Radek Dvorak	1/3/10	Panthers 6 vs. Pittsburgh 2	Fleury
2010-11		NO HAT TRICKS			
2011-12	35	Kris Versteeg	11/10/11	Panthers 5 at Winnipeg 2	Pavelec
2012-13	36	Tomas Kopecky	2/26/13	Panthers 6 vs Pittsburgh 4	Vokoun
2013-14		NO HAT TRICKS			
2014-15		NO HAT TRICKS			
2015-16		NO HAT TRICKS			
2016-17	37	Colton Sceviour	10/30/16	Panthers 5 at Red Wings 2	Mrazek, Howard
2016-17	38	Jonathan Marchessault	3/25/17	Panthers 7 vs. Blackhawks 0	Crawford, Darling



# PANTHERS RECORDS

// 1993-2017

## PANTHERS HAT TRICKS AGAINST

YEAR	NO.	PLAYER	DATE	SCORE	GOALTENDER
1993-94	1	Brendan Shanahan	10/7/93	Panthers 3 at St. Louis 5	Fitzpatrick
1994-95	2	Eric Lindros	3/18/95	Panthers 3 vs. Philadelphia 4 (OT)	Vanbiesbrouck
	3	Steven Rice	3/29/95	Panthers 4 vs. Hartford 4	Vanbiesbrouck, Fitzpatrick
1995-96	4	Adam Oates (4)	12/14/95	Panthers 3 at Boston 6	Vanbiesbrouck
	5	Mario Lemieux	12/30/95	Panthers 5 at Pittsburgh 6	Vanbiesbrouck, Fitzpatrick
	6	Martin Rucinsky	1/25/96	Panthers 2 vs. Montreal 6	Vanbiesbrouck, Fitzpatrick
	7	Pat LaFontaine	2/25/96	Panthers 1 at Buffalo 6	Vanbiesbrouck
	8	Geoff Sanderson	3/2/96	Panthers 1 at Hartford 7	Vanbiesbrouck, Fitzpatrick
1996-97		NO HAT TRICKS AGAINST			
1997-98	9	Keith Tkachuk	12/1/97	Panthers 2 vs. Phoenix 3	Fitzpatrick
	10	Paul Kariya	1/21/98	Panthers 3 at Anaheim 8	Vanbiesbrouck, Weekes
	11	Eric Daze (4)	3/15/98	Panthers 4 vs. Chicago 8	Vanbiesbrouck, Weekes
	12	Mikael Renberg	3/21/98	Panthers 1 at Tampa Bay 5	Vanbiesbrouck
1998-99	13	Peter Forsberg	3/3/99	Panthers 5 vs. Colorado 7	Burke
	14	Anson Carter	4/7/99	Panthers 2 vs. Boston 5	McLean
	15	Steve Sullivan (4)	4/10/99	Panthers 1 at Toronto 9	Burke, McLean
1999-00	16	Nik Antropov	12/20/99	Panthers 4 vs. Toronto 6	Shtalenkov
	17	Mariusz Czerkawski	4/9/00	Panthers 2 at NY Islanders 3	Kidd
	18	Marian Hossa	11/18/00	Panthers 2 at Ottawa 5	Kidd, Luongo
	19	Scott Thornton	3/7/01	Panthers 3 vs. San Jose 3	Luongo
	20	Deron Quint	3/9/01	Panthers 6 vs. Columbus 7 (OT)	Kidd
2000-01		NO HAT TRICKS AGAINST			
2001-02	21	J.P. Dumont	11/12/01	Panthers 3 vs. Buffalo 5	Luongo
	22	Pascal Rheaume (4)	1/19/02	Panthers 1 vs. Atlanta 6	Luongo, Kidd
	23	Yanic Perreault	1/21/02	Panthers 7 vs. Montreal 5	Luongo
2002-03	24	Shawn McEachern	10/12/02	Panthers 5 at Atlanta 4 (OT)	Luongo, Hurme
	25	Jaromir Jagr	1/11/03	Panthers 2 at Washington 12	Luongo, Hurme
2003-04	26	Alyn McCauley	11/1/03	Panthers 2 vs. San Jose 6	Shields
	27	Alex Tanguay	1/21/04	Panthers 5 vs. Colorado 6	Luongo
2005-06	28	Brandon Bochenski	12/5/05	Panthers 3 vs. Ottawa 6	Luongo, McLennan
	29	Chris Clark	3/18/06	Panthers 4 at Washington 3	Luongo
	30	Mats Sundin (4)	4/11/06	Panthers 5 at Toronto 6	McLennan
2006-07	31	Ilya Kovalchuk	10/24/06	Panthers 3 vs. Atlanta 6	Auld
	32	Dany Heatley	11/24/06	Panthers 4 vs. Ottawa 6	Belfour
2007-08		NO HAT-TRICKS AGAINST			
2008-09	33	Maxim Lapierre	12/29/08	Panthers 2 vs. Montreal 5	Anderson
	34	Mike Ribeiro	1/21/09	Panthers 1 vs. Dallas 4	Vokoun
	35	Alexander Ovechkin	2/15/09	Panthers 2 vs. Washington 4	Vokoun
2009-10		NO HAT TRICKS AGAINST			
2010-11		NO HAT TRICKS AGAINST			
2011-12	36	Brad Marchand	12/23/11	Panthers 0 at Boston 8	Theodore, Clemmensen
	37	Martin St. Louis	2/4/12	Panthers 3 at Tampa Bay 6	Clemmensen
2012-13	38	Matt Read	1/26/13	Panthers 1 vs Philadelphia 7	Theodore, Clemmensen
	39	Alex Ovechkin	4/6/13	Panthers 3 vs Washington 4	Markstrom
2013-14	40	David Krejci	3/4/14	Panthers 1 at Boston 4	Thomas
	41	Steven Stamkos	10/10/13	Panthers 2 at Tampa 7	Markstrom
2014-15	42	Mathieu Perreault (4)	1/13/15	Panthers 2 at Winnipeg 8	Luongo, Montoya
2015-16	43	Rick Nash	11/21/15	Panthers 4 vs. Rangers 5 [OT]	Luongo
2015-16	44	Sam Bennett (4)	1/13/16	Panthers 0 at Flames 6	Luongo, Montoya
2015-16	45	Nazem Kadri	3/29/16	Panthers 2 vs. Maple Leafs 5	Luongo
2016-17	46	John Tavares	1/13/17	Panthers 2 vs. Islanders 5	Luongo
2016-17	47	Viktor Arvidsson	2/11/17	Panthers 7 at Predators 4	Luongo
2016-17	48	Sidney Crosby	3/19/17	Panthers 0 at Penguins 4	Reimer



## PANTHERS SHUTOUTS

YEAR	NO.	DATE	OPPONENT	SCORE	GOALTENDER
1993-94	1	10/9/93	at Tampa Bay	2-0	John Vanbiesbrouck
	2	2/6/94	vs. Boston	3-0	Mark Fitzpatrick
1994-95	3	2/9/95	at Philadelphia	3-0	John Vanbiesbrouck
	4	2/15/95	vs. Ottawa	2-0	Mark Fitzpatrick
	5	2/28/95	at NY Rangers	0-0	John Vanbiesbrouck
	6	3/11/95	at Boston	2-0	John Vanbiesbrouck
	7	3/26/95	vs. Pittsburgh	2-0	John Vanbiesbrouck
	8	4/20/95	vs. New Jersey	1-0	Mark Fitzpatrick
	9	10/21/95	vs. Hartford	3-0	John Vanbiesbrouck
1995-96	10	3/17/96	vs. New Jersey	3-0	John Vanbiesbrouck
1996-97	11	10/12/96	vs. Hartford	6-0	John Vanbiesbrouck
	12	1/4/97	at Los Angeles	5-0	John Vanbiesbrouck
1997-98	13	11/15/97	at NY Islanders	1-0	Mark Fitzpatrick
	14	12/18/97	at Washington	4-0	John Vanbiesbrouck
	15	1/27/98	vs. Carolina	3-0	John Vanbiesbrouck
	16	1/31/98	vs. Tampa Bay	2-0	John Vanbiesbrouck
1998-99	17	3/29/98	at Chicago	4-0	John Vanbiesbrouck
	18	10/10/98	at Nashville	1-0	Kirk McLean
	19	1/16/99	vs. NY Islanders	1-0	Sean Burke
	20	2/18/99	at St. Louis	0-0	Sean Burke
	21	3/13/99	vs. Tampa Bay	1-0	Sean Burke
	22	4/12/99	at Ottawa	2-0	Kirk McLean
	23	11/27/99	vs. Atlanta	3-0	Trevor Kidd
1999-00	24	2/16/00	vs. NY Rangers	3-0	Mike Vernon
	25	10/22/00	at Minnesota	0-0	Roberto Luongo
	26	11/17/00	at Columbus	3-0	Trevor Kidd
	27	12/29/00	vs. Boston	3-0	Roberto Luongo
	28	1/15/01	vs. Dallas	2-0	Roberto Luongo
	29	2/19/01	vs. St. Louis	3-0	Roberto Luongo
	30	4/7/01	vs. NY Rangers	3-0	Roberto Luongo
2001-02	31	10/7/01	at Tampa Bay	5-0	Roberto Luongo
	32	11/7/01	vs. Pittsburgh	2-0	Roberto Luongo
	33	11/16/01	at Buffalo	2-0	Trevor Kidd
	34	11/21/01	vs. Anaheim	6-0	Roberto Luongo
2002-03	35	12/5/01	vs. Columbus	2-0	Roberto Luongo
	36	11/9/02	vs. Calgary	3-0	Jani Hurme
	37	12/6/02	at Carolina	2-0	Roberto Luongo
	38	12/20/02	at Buffalo	3-0	Roberto Luongo
	39	1/15/03	vs. Boston	3-0	Roberto Luongo
	40	1/18/03	vs. Pittsburgh	3-0	Roberto Luongo
	41	2/6/03	at Pittsburgh	6-0	Roberto Luongo
2003-04	42	2/18/03	at Montreal	3-0	Roberto Luongo
	43	11/11/03	vs. Tampa Bay	4-0	Roberto Luongo
	44	12/19/03	vs. Dallas	1-0	Roberto Luongo
	45	1/3/04	vs. Columbus	1-0	Roberto Luongo
	46	2/20/04	at Pittsburgh	2-0	Roberto Luongo
	47	2/23/04	at Boston	2-0	Roberto Luongo
	48	2/25/04	vs. Toronto	4-0	Roberto Luongo
2005-06	49	3/2/04	at Washington	1-0	Roberto Luongo
	50	10/5/05	vs. Atlanta	2-0	Roberto Luongo
	51	10/7/05	vs. Tampa Bay	2-0	Roberto Luongo
	52	1/27/06	vs. New Jersey	4-0	Roberto Luongo
	53	2/7/06	at Washington	5-0	Roberto Luongo



# PANTHERS RECORDS

// 1993-2017

YEAR	NO.	DATE	OPPONENT	SCORE	GOALTENDER
2006-07	54	11/28/06	at Montreal	0-1 SOL	Alex Auld
	55	2/13/07	at Montreal	1-0	Ed Belfour
2007-08	56	10/11/07	vs. New Jersey	3-0	Tomas Vokoun
	57	12/7/07	vs. NY Islanders	3-0	Tomas Vokoun
	58	12/13/07	at St. Louis	1-0	Tomas Vokoun
	59	2/5/08	at Toronto	8-0	Tomas Vokoun
	60	3/2/08	at NY Islanders	1-0	Craig Anderson
2008-09	61	3/4/08	at Boston	1-0	Craig Anderson
	62	10/18/08	vs. NY Islanders	2-0	Tomas Vokoun
	63	11/12/08	vs. Tampa Bay	4-0	Craig Anderson
	64	11/30/08	at NY Rangers	4-0	Craig Anderson
	65	12/11/08	at Edmonton	2-0	Craig Anderson
	66	12/21/08	vs. Colorado	3-0	Tomas Vokoun
	67	12/23/08	vs. Nashville	3-0	Tomas Vokoun
	68	2/12/09	at Carolina	5-0	Tomas Vokoun
	69	2/17/09	vs. New Jersey	4-0	Tomas Vokoun
	70	2/21/09	vs. Boston	2-0	Tomas Vokoun
2009-10	71	10/31/09	at St. Louis	4-0	Tomas Vokoun
	72	11/4/09	vs. Carolina	3-0	Tomas Vokoun
	73	11/12/09	at Boston	1-0 SOW	Tomas Vokoun
	74	1/9/10	at Ottawa	3-0	Tomas Vokoun
	75	1/18/10	vs. Atlanta	1-0	Tomas Vokoun
	76	1/23/10	vs. Toronto	2-0	Tomas Vokoun
	77	1/31/10	vs. NY Islanders	2-0	Tomas Vokoun
	78	4/1/10	at Boston		1-0 Scott Clemmensen
2010-11	79	10/14/10	at Calgary		3-0 Tomas Vokoun
	80	10/16/10	vs. Tampa Bay	6-0	Tomas Vokoun
	81	12/9/10	at Washington	3-0	Tomas Vokoun
	82	12/20/10	at Philadelphia	5-0	Tomas Vokoun
	83	1/2/11	vs. NY Rangers	3-0	Tomas Vokoun
	84	3/17/11	vs. Toronto	4-0	Scott Clemmensen
	85	4/9/11	vs. Washington	1-0	Tomas Vokoun
2011-12	86	10/8/11	at NY Islanders	2-0	Jose Theodore
	87	11/15/11	at Dallas		6-0 Scott Clemmensen
	88	12/8/11	at Boston		2-0 Jose Theodore
	89	3/11/12	vs. Carolina	2-0	Jose Theodore
2012-13		No Shutouts			
2013-14	90	3/7/14	vs. Buffalo		2-0 Roberto Luongo
2014-15	91	10/17/14	at Buffalo		1-0 Luongo
	92	1/2/15	at Buffalo		2-0 Luongo
2015-16	93	3/14/15	at Carolina	2-0	Ellis
	94	11/16/15	vs. Tampa Bay	1-0	Roberto Luongo
	95	12/18/15	at Carolina	2-0	Roberto Luongo
	96	1/2/16	vs. NY Rangers	3-0	Roberto Luongo
	97	1/22/16	vs. Chicago	4-0	Roberto Luongo
2016-17	98	1/9/17	at New Jersey	3-0	Roberto Luongo
2016-17	99	3/25/17	vs. Chicago	7-0	James Reimer
2016-17	100	4/8/17	vs. Buffalo		3-0 James Reimer
2016-17	101	4/9/17	at Washington	2-0	James Reimer



## SHUTOUTS VS PANTHERS

YEAR	NO.	DATE	OPPONENT	SCORE	GOALTENDER
1993-94	1	11/27/93	at Hartford	4-0	Jeff Reese
1994-95	2	2/28/95	at NY Rangers	0-0	Mike Richter
	3	3/24/95	at Buffalo	3-0	Dominik Hasek
	4	4/5/95	vs. NY Rangers	5-0	Mike Richter
	5	4/14/95	at Washington	3-0	Jim Carey
	6	4/26/95	at Buffalo	5-0	Dominik Hasek
1995-96	7	10/7/95	at New Jersey	4-0	Martin Brodeur
	8	1/6/96	at Calgary	2-0	Rick Tabaracci
	9	2/24/96	vs. NY Rangers	4-0	Glenn Healy
	10	3/5/96	at St. Louis	2-0	Grant Fuhr
	11	3/27/96	at NY Rangers	3-0	Mike Richter
1996-97	12	12/3/96	at New Jersey	2-0	Martin Brodeur
	13	1/1/97	vs. Anaheim	3-0	Guy Hebert
	14	1/15/97	at Edmonton	4-0	Curtis Joseph
	15	2/15/97	at NY Islanders	1-0	Tommy Salo
	16	3/1/97	at Tampa Bay	2-0	Rick Tabaracci
	17	3/5/97	vs. Phoenix	3-0	Nikolai Khabibulin
1997-98	18	10/16/97	at Dallas	4-0	Ed Belfour
	19	10/22/97	at Montreal	3-0	Jocelyn Thibault
	20	12/20/97	at Philadelphia	2-0	Garth Snow
	21	3/13/98	vs. Edmonton	4-0	Curtis Joseph
1998-99	22	10/23/98	vs. Vancouver	5-0	Garth Snow
	23	11/14/98	at Pittsburgh	4-0	Tom Barrasso
	24	11/26/98	vs. Boston	1-0	Byron Dafeo
	25	12/23/98	vs. Washington	4-0	Olaf Kolzig
	26	1/18/99	vs. Buffalo	4-0	Dominik Hasek
	27	2/5/99	at Pittsburgh	3-0	Tom Barrasso
	28	2/13/99	at Montreal	4-0	Jeff Hackett
	29	2/18/99	at St. Louis	0-0	Jamie McLennan
	30	3/9/99	at Boston	2-0	Byron Dafeo
	31	4/5/99	vs. Washington	3-0	Olaf Kolzig
1999-00	32	10/24/99	at Philadelphia	2-0	John Vanbiesbrouck
	33	10/30/99	at Ottawa	5-0	Ron Tugnutt
	34	11/18/99	at St. Louis	3-0	Roman Turek
2000-01	35	10/22/00	at Minnesota	0-0	Jamie McLennan
	36	11/1/00	vs. NY Islanders	3-0	Wade Flaherty
	37	12/22/00	vs. New Jersey	2-0	Martin Brodeur
	38	1/17/01	at Chicago	5-0	Jocelyn Thibault
	39	1/19/01	at Buffalo	1-0	Dominik Hasek
	40	4/5/01	at Washington	3-0	Olaf Kolzig
2001-02	41	10/6/01	vs. NY Islanders	3-0	Chris Osgood
	42	10/10/01	vs. Ottawa	2-0	Jani Hurme
	43	11/17/01	at Montreal	1-0	Jose Theodore
	44	11/29/01	at Minnesota	6-0	Dwayne Roloson
	45	12/22/01	vs. St. Louis	2-0	Brent Johnson
	46	1/5/02	at San Jose	6-0	Miikka Kiprusoff
	47	1/12/02	vs. Washington	1-0	Olaf Kolzig
	48	1/16/02	vs. Chicago	3-0	Jocelyn Thibault
	49	2/12/02	at Nashville	1-0	Mike Dunham
	50	3/17/02	at Ottawa	2-0	Patrick Lalime



# PANTHERS RECORDS

// 1993-2017

YEAR	NO.	DATE	OPPONENT	SCORE	GOALTENDER
2002-03	51	12/7/02	vs. Edmonton	4-0	Jussi Markkanen
	52	12/27/02	vs. Dallas	4-0	Ron Tugnutt
	53	2/5/03	vs. Toronto	6-0	Ed Belfour
	54	3/8/03	vs. Buffalo	4-0	Mika Noronen
	55	3/12/03	vs. Montreal	4-0	Jose Theodore
2003-04	56	4/1/03	at Washington	3-0	Olaf Kolzig
	57	11/8/03	at St. Louis	2-0	Chris Osgood
	58	12/3/03	vs. Ottawa	4-0	Martin Prusek
	59	2/3/04	at San Jose	3-0	Evgeni Nabokov
	60	3/9/04	at Toronto	5-0	Ed Belfour
2005-06	61	3/27/04	vs. Atlanta	3-0	Kari Lehtonen
	62	10/17/05	at NY Rangers	4-0	Henrik Lundquist
	63	11/5/05	at Carolina	2-0	Martin Gerber
	64	11/1/05	vs. Carolina	1-0	Martin Gerber
	65	1/3/06	at New Jersey	3-0	Martin Brodeur
	66	1/7/06	at NY Rangers	4-0	Henrik Lundquist
	67	1/21/06	at Anaheim	1-0	Jean Sebastian-Giguere
	68	3/2/06	vs. Montreal	1-0	Cristobal Huet
2006-07	69	3/15/06	vs. Philadelphia	4-0	Robert Esche
	70	10/7/06	at Atlanta	6-0	Kari Lehtonen
	71	10/26/06	at New Jersey	2-0	Martin Brodeur
	72	11/25/06	at Atlanta	1-0	Kari Lehtonen
	73	11/28/06	at Montreal	1-0 SOL	Cristobal Huet
	74	11/30/06	at Ottawa	6-0	Ray Emery
	75	1/30/07	at Pittsburgh	3-0	Marc-Andre Fleury
	76	2/3/07	vs. Los Angeles	7-0	Sean Burke
2007-08	77	2/14/07	at Ottawa	4-0	Martin Gerber
	78	4/3/07	at Washington	1-0	Olaf Kolzig
	79	12/30/07	vs. Philadelphia	1-0	Antero Nittymaki
	80	1/5/08	at Pittsburgh	3-0	Ty Conklin
	81	1/30/08	vs. Buffalo	1-0	Ryan Miller
	82	2/24/08	at NY Rangers	5-0	Henrik Lundqvist
2008-09	83	3/29/08	vs. Washington	3-0	Cristobal Huet
	84	10/25/08	at St. Louis	4-0	Ben Bishop
	85	12/6/08	vs. Boston	4-0	Manny Fernandez
	86	3/17/09	vs. Washington	3-0	Jose Theodore
2009-10	86	2/19/09	vs. Chicago	4-0	Cristobal Huet
	87	10/3/09	vs. Chicago	4-0	Antti Niemi
	88	11/12/09	at Boston	0-1 SOW	Tim Thomas
	89	12/9/09	at Columbus	3-0	Steve Mason
	90	1/7/10	at Montreal	2-0	Jaroslav Halak
	91	1/20/10	at New Jersey	2-0	Martin Brodeur
	92	2/1/10	vs. Anaheim	3-0	Jonas Hiller
	93	2/11/10	vs. Vancouver	3-0	Roberto Luongo
2010-11	94	3/11/10	at Colorado	3-0	Craig Anderson
	95	11/18/10	at Boston	4-0	Tuukka Rask
	96	11/26/10	vs. NY Rangers	3-0	Henrik Lundqvist
	97	12/11/10	at Nashville	3-0	Anders Lindback
	98	3/3/11	vs. Montreal	4-0	Carey Price
	99	3/22/11	at NY Rangers	1-0	Henrik Lundqvist
2011-12	100	3/23/11	at Chicago	4-0	Corey Crawford
	101	10/18/11	at Washington	3-0	Tomas Vokoun
	102	10/20/11	vs. Buffalo	3-0	Ryan Miller
	103	12/23/11	at Boston	8-0	Tuukka Rask
	104	2/7/12	at Washington	4-0	Tomas Vokoun



YEAR	NO.	DATE	OPPONENT	SCORE	GOALTENDER
	105	2/19/12	at Anaheim	2-0	Jonas Hiller
	106	3/1/12	at Winnipeg	7-0	Ondrej Pavelec
	107	3/8/12	at Philadelphia	5-0	Ilya Bryzgalov
2012-13	108	1/21/13	at Ottawa	4-0	Craig Anderson
	109	2/9/13	at Washington	5-0	Braden Holtby
	110	2/14/13	vs Ottawa	1-0 OTL	Carey Price
	111	2/18/13	vs Toronto	3-0	Ben Scrivens
	112	3/24/13	at NY Islanders	3-0	Evgeni Nabokov
	113	4/21/13	at Boston	3-0	Tuukka Rask
	114	4/25/13	vs Toronto	4-0	James Reimer
2013-14	115	10/5/13	at St. Louis	7-0	Jaroslav Halak
	116	10/13/13	vs. Los Angeles	3-0	Ben Scrivens
	117	11/1/13	vs. St. Louis	4-0	Brian Elliott
	118	1/16/14	vs. San Jose	3-0	Alex Stalock
	119	3/22/14	at Los Angeles	4-0	Jonathan Quick
	120	3/27/14	vs. Carolina	3-0	Anton Khudobin
2014-15	121	10/13/14	vs. Ottawa	1-0	Craig Anderson
	122	2/13/15	at Stars	2-0	Kari Lehtonen
	123	2/26/15	vs. Blackhawks	3-0	Corey Crawford
	124	4/4/15	at Lightning	4-0	Ben Bishop
2015-16	125	10/12/15	at Philadelphia	1-0	Michal Neuvirth
	126	1/13/16	at Calgary	6-0	Jonas Hiller
	127	2/8/16	at Detroit	3-0	Petr Mrazek
2016-17	128	10/29/16	at Buffalo	3-0	Anders Nilsson
2016-17	129	12/3/16	at Ottawa	2-0	Mike Condon
2016-17	130	1/7/17	at Boston	4-0	Tuukka Rask
2016-17	131	3/19/17	at Pittsburgh	4-0	Marc-Andre Fleury

## PANTHERS OVERTIME GAMES

### 1993-94

DATE	OPPONENT	RESULT	OT-WINNER
10/6	at Chicago	4-4 Tie	
10/17	vs. Tampa Bay	3-3 Tie	
10/19	vs. Los Angeles	2-2 Tie	
10/21	vs. Toronto	4-3 Loss	Pearson (2:17)
10/30	vs. Tampa Bay	2-1 Win	Lowry (4:56)
11/23	vs. Hartford	2-1 Loss	Kron (3:55)
12/2	vs. Buffalo	2-1 Win	Belanger (:23)
12/12	at Dallas	4-4 Tie	
12/15	vs. Montreal	3-3 Tie	
12/19	vs. Boston	2-1 Loss	Juneau (1:55)
12/28	at Washington	3-3 Tie	
1/8	at Boston	2-2 Tie	
1/13	at Pittsburgh	2-2 Tie	
1/26	at Tampa Bay	1-1 Tie	
1/28	vs. San Jose	3-3 Tie	
2/10	at Philadelphia	4-3 Loss	Lindros (:50)
2/20	vs. Detroit	4-3 Loss	Fedorov (4:26)
3/18	vs. Edmonton	4-4 Tie	
3/21	vs. New Jersey	3-3 Tie	
3/23	vs. Toronto*	1-1 Tie	

\*(Game was played in Hamilton, Ont.)

### 1994-95

DATE	OPPONENT	RESULT	OT-WINNER
2/2	vs. Montreal	1-1 Tie	
2/28	at NY Rangers	0-0 Tie	
3/2	at Philadelphia	2-2 Tie	
3/14	vs. Buffalo	2-1 Loss	Khmylev (:54)
3/18	vs. Philadelphia	4-3 Loss	Lindros (2:13)
3/20	at Quebec	5-4 Loss	Nolan (2:33)
3/29	vs. Hartford	4-4 Tie	
4/8	at NY Islanders	2-2 Tie	
4/30	vs. Washington	2-2 Tie	

### 1995-96

DATE	OPPONENT	RESULT	OT-WINNER
10/31	vs. NY Islanders	5-4 Loss	Sweeney (3:56)
11/16	vs. Vancouver	2-2 Tie	
11/29	vs. Philadelphia	2-1 Loss	Haller (4:30)
12/7	vs. Anaheim	3-3 Tie	
1/10	at Colorado	4-4 Tie	
1/12	at Dallas	6-6 Tie	
1/22	at Philadelphia	1-1 Tie	
2/1	at Boston	2-2 Tie	
2/11	vs. St. Louis	2-2 Tie	
2/16	vs. Colorado	3-2 Loss	Keane (:55)



# PANTHERS RECORDS

// 1993-2017

2/29	vs. Washington	2-2 Tie
3/13	at NY Rangers	3-3 Tie
4/12	at NY Islanders	1-1 Tie

## 1996-97

DATE	OPPONENT	RESULT	OT-WINNER
10/8	vs. NY Rangers	1-1 Tie	
10/16	at San Jose	3-3 Tie	
10/20	at Phoenix	1-1 Tie	
10/29	at NY Rangers	1-1 Tie	
11/11	at Buffalo	3-2 Loss	Audette (4:01)
11/15	vs. NY Islanders	3-3 Tie	
11/22	at Dallas	2-1 Win	Hull (4:55)
11/29	vs. Hartford	1-1 Tie	
12/8	vs. Dallas	1-1 Tie	
12/23	at NY Islanders	4-3 Win	Sheppard (1:46)
12/26	at Tampa Bay	3-3 Tie	
12/28	at Washington	1-1 Tie	
1/14	at Vancouver	4-4 Tie	
1/22	at Hartford	2-1 Loss	Kron (4:46)
2/3	at Montreal	2-2 Tie	
2/6	at Buffalo	1-1 Tie	
2/7	at New Jersey	2-2 Tie	
2/15	at NY Islanders	1-0 Loss	Lapointe (2:46)
2/20	vs. New Jersey	2-2 Tie	
2/22	vs. Philadelphia	4-3 Loss	Lindros (4:03)
2/25	vs. San Jose	2-2 Tie	
2/27	vs. St. Louis	3-2 Win	Niedermayer (3:50)
3/15	vs. Toronto	3-3 Tie	
3/20	at Ottawa	2-2 Tie	
3/29	vs. Tampa Bay	1-1 Tie	
4/6	at Washington	3-3 Tie	

## 1997-98

DATE	OPPONENT	RESULT	OT-WINNER
10/13	vs. NY Islanders	2-2 Tie	
10/23	at Ottawa	2-2 Tie	
10/28	vs. Los Angeles	2-2 Tie	
11/1	vs. Buffalo	4-3 Loss	Ward (1:14)
11/12	vs. NY Islanders	2-2 Tie	
11/22	at New Jersey	2-1 Win	Jovanovski (4:08)
11/30	at NY Rangers	1-1 Tie	
DATE	OPPONENT	RESULT	OT-WINNER
12/5	at Washington	3-2 Loss	Toms (3:32)
12/30	vs. San Jose	2-2 Tie	
1/1	vs. New Jersey	2-1 Win	Niedermayer (1:53)
1/2	at Tampa Bay	2-2 Tie	
1/4	vs. Anaheim	3-3 Tie	
1/9	at Calgary	3-3 Tie	
1/10	at Vancouver	2-2 Tie	
1/24	at San Jose	1-1 Tie	
2/3	vs. Detroit	1-1 Tie	
3/28	at Boston	3-2 Win	Lindsay (3:14)
4/11	at Pittsburgh	3-3 Tie	
4/12	at New Jersey	5-5 Tie	
4/18	at Tampa Bay	2-2 Tie	

## 1998-99

DATE	OPPONENT	RESULT	OT-WINNER
10/16	at Buffalo	2-2 Tie	
10/21	vs. Los Angeles	1-1 Tie	
10/24	at Washington	2-2 Tie	
11/19	at Boston	5-5 Tie	
11/21	at New Jersey	3-3 Tie	
11/22	vs. Philadelphia	2-1 Loss	Jones (:26)
12/1	at NY Rangers	5-4 Loss	Graves (2:10)
12/5	vs. Carolina	3-3 Tie	
1/1	vs. Carolina	3-3 Tie	
1/5	at Phoenix	2-2 Tie	
1/6	at Colorado	2-2 Tie	
1/8	at Vancouver	1-1 Tie	
1/13	vs. Toronto	3-3 Tie	
1/26	at Philadelphia	3-3 Tie	
2/6	at Carolina	3-3 Tie	
2/15	vs. San Jose	2-2 Tie	
2/18	at St. Louis	0-0 Tie	
2/26	at Detroit	5-5 Tie	
3/6	vs. Carolina	2-2 Tie	
3/28	vs. New Jersey	2-2 Tie	
4/14	vs. Montreal	3-2 Win	Nilson (4:05)

## 2000-01

DATE	OPPONENT	RESULT	OT-WINNER
10/6	vs. Vancouver	4-3 Loss	Jovanovski (2:20)
10/13	vs. Carolina	2-2 Tie	
10/18	at Phoenix	2-1 Loss	Juneau (1:15)
10/22	at Minnesota	0-0 Tie	
10/27	at Nashville	3-3 Tie	
10/30	at New Jersey	6-5 Loss	Holik (1:55)
11/10	vs. Calgary	3-3 Tie	
11/25	vs. Tampa Bay	2-1 Win	Bure (2:47)
11/29	vs. Carolina	2-1 Loss	Battaglia (1:41)
12/4	at Toronto	4-4 Tie	
12/8	at Atlanta	4-3 Loss	Ferraro (:22)
12/13	at Detroit	3-3 Tie	
12/20	vs. Pittsburgh	2-2 Tie	
1/3	at Anaheim	3-2 Loss	Tenkrat (4:01)
1/12	vs. Carolina	2-2 Tie	
1/26	vs. Ottawa	5-4 Loss	Hossa (2:54)
1/27	vs. Tampa Bay	2-1 Win	Bure (:59)
2/21	at Pittsburgh	3-2 Loss	Lemieux (2:10)
3/3	at Atlanta	2-2 Tie	
3/7	vs. San Jose	3-3 Tie	
3/9	vs. Columbus	7-6 Loss	Kron (:43)
3/14	vs. Edmonton	2-2 Tie	
3/20	at Montreal	3-3 Tie	
3/28	vs. Montreal	2-2 Tie	

## 2001-02

DATE	OPPONENT	RESULT	OT-WINNER
10/16	at Vancouver	2-2 Tie	
10/24	vs. Washington	4-3 Loss	Bondra (:45)
10/28	at Pittsburgh	2-2 Tie	





11/10	vs. Philadelphia	3-2 Loss	LeClair (4:17)
11/17	at Montreal	1-0 Loss	Dykhuys (3:55)
12/26	at Atlanta	3-3 Tie	
1/25	at Carolina	1-1 Tie	
2/4	vs. NY Islanders	6-6 Tie	
2/27	vs. Detroit	3-2 Loss	Hull (4:11)
3/5	at Pittsburgh	6-5 Loss	Kovalev (3:23)
3/9	vs. Nashville	2-2 Tie	
3/13	vs. Calgary	3-3 Tie	
4/6	at Toronto	2-2 Tie	
4/8	at Philadelphia	4-4 Tie	
4/10	at Atlanta	4-4 Tie	
4/14	vs. Tampa Bay	3-2 Loss	Lecavalier (:17)

**2002-03**

DATE	OPPONENT	RESULT	OT-WINNER
10/10	vs. Tampa Bay	4-3 Loss	Prospal (3:34)
10/12	at Atlanta	5-4 Win	Jokinen (4:49)
10/26	vs. Washington	1-1 Tie	
10/30	at Dallas	3-2 Win	V. Bure (3:21)
11/6	vs. Pittsburgh	4-3 Win	V. Bure (2:19)
11/7	at Washington	2-1 Loss	Jagr (3:56)
11/11	vs. Chicago	2-2 Tie	
11/13	at Philadelphia	2-2 Tie	
11/14	at Ottawa	3-2 Loss	White (3:00)
11/19	at Atlanta	4-3 Loss	McEachern (3:23)
11/20	vs. NY Islanders	3-3 Tie	
11/22	at Phoenix	3-3 Tie	
11/24	at Anaheim	4-4 Tie	
12/13	vs. NY Islanders	3-3 Tie	
12/18	vs. Toronto	2-2 Tie	
12/21	at Boston	3-3 Tie	
12/23	vs. Nashville	3-2 Loss	Legwand (:48)
12/28	vs. NY Rangers	2-1 Loss	Kasparaitis (:56)
12/30	at NY Islanders	2-1 Loss	Hamrlík (4:03)
1/8	vs. Detroit	2-1 Loss	Hull (1:34)
1/25	vs. Carolina	3-2 Win	Weiss (3:40)
1/30	at Detroit	2-2 Tie	
2/8	vs. Tampa Bay	4-4 Tie	
2/14	vs. Boston	6-5 Loss	Rolston (:27)
2/24	vs. Buffalo	2-2 Tie	
3/29	at Tampa Bay	1-1 Tie	

**2003-04**

DATE	OPPONENT	RESULT	OT-WINNER
10/11	vs. Boston	1-1 Tie	
10/13	at Carolina	2-2 Tie	
11/22	at Washington	3-2 Win	Weiss (1:43)
11/26	vs. NY Rangers	3-3 Tie	
11/29	at Montreal	1-1 Tie	
12/6	vs. Atlanta	4-3 Loss	Kozlov (2:57)
12/10	vs. Boston	1-1 Tie	
12/13	at Nashville	2-2 Tie	
12/17	vs. Washington	2-2 Tie	
12/22	at Ottawa	3-2 Loss	White (1:34)
12/29	vs. Toronto	4-4 Tie	

12/31	at Tampa Bay	2-2 Tie	
1/8	at Philadelphia	4-3 Win	
1/11	at Vancouver	2-2 Tie	
1/19	vs. St. Louis	2-1 Loss	
1/28	vs. Philadelphia	3-3 Tie	
2/4	at Phoenix	5-4 Win	
2/18	at Buffalo	1-1 Tie	
2/21	at Washington	2-2 Tie	
2/29	at Chicago	2-2 Tie	
3/11	at Montreal	3-2 Win	
3/13	vs. NY Rangers	3-2 Win	
3/23	vs. New Jersey	4-3 Loss	
4/4	vs. Carolina	6-6 Tie	

V. Bure (2:56)

Demitra (:48)

Jokinen (3:22)

Jokinen (1:29)

Jokinen (2:54)

Niedermayer (3:55)

**2005-06**

DATE	OPPONENT	RESULT	OT-WINNER
10/25	at Pittsburgh	4-3 Win	Weiss (:53)
10/27	at Philadelphia	5-4 Loss	Pitkanen (1:13)
11/1	at Montreal	5-4 Loss	Ryder (3:19)
11/9	vs. NY Rangers	4-3 SO Loss	Prucha (SO)
11/15	at Montreal	4-3 Loss	Koivu (4:56)
12/3	vs. Chicago	4-3 Win	Jokinen (3:57)
12/15	vs. Detroit	3-2 Win	Jokinen (1:36)
12/26	vs. Philadelphia	3-2 SO Loss	Handzus (SO)
1/4	at NY Islanders	4-3 Loss	Parrish (2:15)
1/8	at Washington	4-3 SO Win	Nieuwendyk (SO)
1/14	vs. Columbus	5-4 Loss	Vyborny (4:48)
1/24	at Tampa Bay	3-2 Win	Jokinen (3:15)
1/25	vs. Carolina	4-3 SO Loss	Cole (SO)
3/6	at Atlanta	4-3 SO Loss	Kozlov (SO)
3/11	vs. Carolina	4-3 W	Kwiatkowski (1:14)
3/18	at Washington	4-3 SO Win	Nieuwendyk (SO)
3/20	vs. Tampa Bay	6-5 Win	Jokinen (3:16)
3/24	vs. NY Rangers	3-2 SO Win	Jokinen (SO)
3/27	at Boston	4-3 SO Win	Jokinen (SO)
4/11	at Toronto	6-5 Loss	Kaberle (4:49)
4/13	at Ottawa	5-4 Win	Nieuwendyk (3:30)
4/15	vs. Washington	2-1 SO Loss	Pettinger (SO)
4/18	vs. Atlanta	2-1 Win	Van Ryn (1:34)

**2006-07**

DATE	OPPONENT	RESULT	OT-WINNER
10/9	at Toronto	2-1 SO Loss	Tucker (SO)
10/29	at NY Islanders	4-3 SO Loss	Hilbert (SO)
11/8	vs. NY Rangers	4-3 SO Loss	Nylander (SO)
11/10	at Buffalo	5-4 Loss	Vanek (:19)
11/28	at Montreal	1-0 SO Loss	Koivu (SO)
12/9	at NY Islanders	5-4 SO Loss	Satan (SO)
12/23	vs. Carolina	3-2 Loss	Cole (1:59)
1/4	at Calgary	5-4 Loss	Giordano (4:30)
1/7	at Vancouver	4-3 SO Loss	Green (SO)
1/16	vs. Carolina	3-2 Loss	Williams (1:47)
2/6	at Colorado	5-4 Loss	Sakic (:25)
2/17	vs. Tampa Bay	5-4 Win	Horton (:29)
2/20	at Tampa Bay	3-2 SOL	St. Louis (SO)
2/22	vs. Pittsburgh	2-1 Loss	Armstrong (2:39)



# PANTHERS RECORDS

// 1993-2017

2/27	at Washington	6-5 SOW	Peltonen (SO)
3/1	vs. Dallas	2-1 Win	Jokinen (2:11)
3/24	vs. New Jersey	4-3 SOL	Zajac (SO)
3/28	vs. Atlanta	3-2 SOW	Stumpel (SO)
3/30	vs. Washington	3-2 Win	Gelinas (2:01)
4/1	vs. Carolina	4-3 Loss	Whitney (1:30)
4/7	at Carolina	5-4 Loss	Brind'Amour (4:36)

## 2007-08

DATE	OPPONENT	RESULT	OT-WINNER
10/16	at Montreal	2-1 SO Win	Stumpel (SO)
11/13	at Atlanta	3-2 Loss	Kovalchuk (:25)
11/23	vs. NY Rangers	3-2 SOW	Jokinen (SO)
11/28	at Washington	2-1 SOW	Weiss (SO)
12/11	vs. Calgary	2-1 SO Loss	Huselius (SO)
12/22	vs. Toronto	2-1 Loss	Kubina (:34)
1/3	at NY Islanders	4-3 Win	Cullimore (1:33)
1/10	at Atlanta	3-2 SO Win	Jokinen (SO)
1/13	vs. Colorado	4-3 SO Loss	Hejduk (SO)
1/24	vs. Edmonton	4-3 SO Loss	Horcoff (SO)
2/1	vs. Vancouver	4-3 SO Win	Horton (SO)
2/13	vs. Montreal	2-1 Loss	Kovalev (1:43)
2/21	vs. Boston	5-4 SO Loss	Sturm (SO)
2/23	at Philadelphia	2-1 Win	Jokinen (3:44)
2/27	vs. Toronto	4-3 SO Loss	Kaberle (SO)
3/4	at Boston	1-0 Win	Horton (:22)
3/8	vs. Atlanta	3-2 Win	Horton (4:37)
3/20	vs. Carolina	2-1 SO Loss	Samsonov (SO)

## 2008-09

DATE	OPPONENT	RESULT	OT-WINNER
10/11	vs. Atlanta	3-2 Win	Booth (3:54)
11/1	at Nashville	3-2 SO Loss	Erat (SO)
11/18	at Tampa Bay	4-3 SO Win	Horton (SO)
11/26	vs. New Jersey	3-2 Loss	Oduya (4:04)
11/28	vs. NY Rangers	4-3 SO Loss	Zherdev (SO)
12/8	at Ottawa	4-3 Win	Weiss (4:50)
12/12	at Calgary	3-2 SO Win	Weiss (SO)
12/18	at Carolina	2-1 Loss	Corvo (4:16)
12/26	vs. Tampa Bay	4-3 SO Loss	Malone (SO)
1/4	at Montreal	6-5 SO Loss	Markov (SO)
1/16	vs. Philadelphia	3-2 SO Loss	Gagne (SO)
1/19	vs. Buffalo	3-2 SO Loss	Kotalik (SO)
2/3	at Toronto	4-3 Win	McCabe (3:30)
2/10	vs. Toronto	5-4 Win	Zednik (1:08)
2/13	vs. NY Rangers	2-1 SO Win	Zednik (SO)
3/10	at Pittsburgh	4-3 SO Loss	Letang (SO)
3/14	vs. Tampa Bay	4-3 SO Loss	Stamkos (SO)
3/23	vs. Carolina	3-2 Loss	Whitney (1:37)

## 2009-10

DATE	OPPONENT	RESULT	OT-WINNER
10/2	at Chicago (Helsinki)	4-3 SO Win	Koistinen (SO)
10/23	at Pittsburgh	3-2 SO Loss	Crosby (SO)
10/30	at Dallas	6-5 SO Win	Olesz (SO)

11/12	at Boston	1-0 SO Win	Stillman (SO)
11/14	vs. NY Islanders	5-4 SO Win	Horton (SO)
11/16	vs. Los Angeles	4-3 SO Loss	Johnson (SO)
11/20	at Detroit	2-1 OT Win	McCabe (:40)
11/23	vs. Pittsburgh	3-2 OT Loss	Crosby (3:07)
11/25	vs. NY Rangers	2-1 SO Loss	Parenteau (SO)
12/2	vs. Colorado	6-5 SO Win	Weiss (SO)
12/5	vs. Atlanta	2-1 SO Loss	Peverley (SO)
12/7	vs. Edmonton	3-2 SO Loss	Horcoff (SO)
12/12	at Pittsburgh	3-2 OT Loss	Malkin (:37)
1/13	vs. Washington	5-4 SO Loss	Fleischmann (SO)
1/21	at NY Islanders	2-1 SO Loss	Schremp (SO)
2/13	vs. Boston	3-2 SO Loss	Recchi (SO)
3/9	at Minnesota	3-2 SO Win	Stillman (SO)
3/13	at San Jose	3-2 OT Win	Allen (2:46)
3/18	vs. Phoenix	4-3 SO Loss	Vrbata (SO)
3/22	vs. Nashville	3-2 OT Loss	Bouillon (1:00)
4/10	at Tampa Bay	4-3 SO Loss	Stamkos (SO)

## 2010-11

DATE	OPPONENT	RESULT	OT-W
11/27	at Tampa Bay	4-3 SO Win	Weiss (SO)
12/4	at Phoenix	2-1 SO Win	Frolik (SO)
12/7	vs. Colorado	4-3 OT Win	Weiss (:43)
12/12	vs. Boston	3-2 SO Loss	Wheeler (SO)
12/31	vs. Montreal	3-2 OT Loss	Wisniewski (3:41)
1/3	at Carolina	4-3 OT Win	Allen (1:16)
1/11	vs. Washington	4-3 OT Win	Wideman (2:51)
1/15	vs. New Jersey	3-2 OT Win	Kulikov (3:36)
1/17	vs. Atlanta	3-2 SO Loss	Burmistrov (SO)
1/19	vs. Columbus	3-2 OT Loss	Umberger (4:06)
1/21	vs. Tampa Bay	2-1 SO Loss	Moore (SO)
2/1	at Toronto	4-3 SO Loss	Armstrong (SO)
2/4	at New Jersey	4-3 OT Win	Olesz (2:00)
2/10	vs. Buffalo	3-2 OT Loss	Myers (4:55)
2/19	at Tampa Bay	3-2 SO Win	Santorelli (SO)
2/25	at Atlanta	2-1 OT Win	Bernier (SO)
3/5	at Atlanta	4-3 OT Loss	Ladd (:25)
3/6	vs. Washington	3-2 OT Loss	Semin (:48)
3/12	vs. Tampa Bay	4-3 OT Win	Garrison (4:44)
3/19	vs. NY Islanders	4-3 SO Loss	Nielsen (SO)
3/27	at Pittsburgh	2-1 SO Loss	Kovalev (SO)
3/29	at Columbus	3-2 SO Loss	Mayorov (SO)

## 2011-12

DATE	OPPONENT	RESULT	OT-WINNER
10/15	vs. Tampa Bay	3-2 SO Win	Goc (SO)
10/31	vs. Winnipeg	4-3 SO Loss	Ladd (SO)
11/3	vs. Chicago	3-2 SO Loss	Kane (SO)
11/6	vs. Tampa Bay	4-3 SO Loss	Moore (SO)
11/25	vs. Tampa Bay	2-1 OT Loss	Stamkos (2:29)
12/9	at Buffalo	2-1 OT Loss	Pominville (2:19)
12/13	vs. New Jersey	3-2 SO Loss	Kovalchuk (SO)
12/16	vs. Calgary	3-2 SO Win	Weiss (SO)
12/18	vs. Carolina	3-2 OT Win	Versteeg (3:08)
12/22	at Ottawa	4-3 OT Loss	Butler (2:02)



1/5	at NY Rangers	3-2 OT Loss	Gaborik (3:29)
1/16	vs. Boston	3-2 SO Loss	Krejci (SO)
1/18	at Colorado	4-3 OT Loss	O'Reilly (3:55)
1/21	at Winnipeg	4-3 SO Loss	Samuelsson (SO)
1/24	vs. Philadelphia	3-2 SO Loss	Giroux (SO)
2/23	vs. Minnesota	3-2 SO Loss	Christensen (SO)
2/25	at Carolina	3-2 SO Win	Weiss (SO)
3/9	vs. Pittsburgh	2-1 SO Loss	Neal (SO)
3/17	vs. Buffalo	3-2 SO Win	Kulikov (SO)
3/23	vs. Edmonton	1-0 SO Loss	Nugent-Hopkins (SO)
3/25	vs. NY Islanders	3-2 SO Loss	Nielsen (SO)
3/27	at Montreal	3-2 SO Win	Wolski (SO)
3/29	at Minnesota	3-2 OT Loss	Koivu (0:15)
4/1	at Detroit	2-1 SO Loss	Hudler (SO)
4/3	vs. Winnipeg	5-4 OT Loss	Ladd (3:12)

#### 2012-13

DATE	OPPONENT	RESULT	OT-WINNER
2/5	at Winnipeg	2-3 OT Loss	Little (4:44)
2/7	at Philadelphia	3-2 SO Win	Huberdeau (SO)
2/12	at Washington	5-6 OT Loss	Brouwer (:32)
2/14	vs. Montreal	0-1 OT Loss	Bourque (2:10)
2/16	vs. Lightning	5-6 OT Loss	Poullot (1:19)
2/28	vs. Buffalo	3-4 SO Loss	Vanek (SO)
3/8	vs. Winnipeg	2-3 OT Loss	Byfuglien (4:19)
3/30	vs. New Jersey	3-2 OT Win	Kulikov (1:43)
4/2	at Buffalo	5-4 SO Win	Mueller (SO)

#### 2013-14

DATE	OPPONENT	RESULT	OT-WINNER
10/19	vs. Minnesota	2-1 SO Win	Boyes (SO)
10/22	vs. Chicago	3-2 SO Loss	Sharp (SO)
10/27	vs. Tampa Bay	4-3 SO Loss	Stamkos (SO)
11/2	at Washington	3-2 SO Loss	Backstrom (SO)
11/5	vs. Edmonton	4-3 OT Loss	Arcobello (1:55)
11/19	at Vancouver	3-2 SO Win	Huberdeau (SO)
11/22	at Calgary	4-3 SO Loss	Monahan (SO)
12/10	vs. Detroit	3-2 SO Win	Boyes (SO)
12/13	vs. Washington	3-2 SO Win	Kopecky (SO)
12/31	vs. NY Rangers	2-1 SO Loss	Richards (SO)
1/4	vs. Nashville	5-4 SO Win	Kopecky (SO)
1/9	at Buffalo	2-1 SO Win	Boyes (SO)
1/11	at New Jersey	2-3 OT Loss	Zidlicky (4:57)
1/26	at Detroit	5-4 SO Win	Bjugstad (SO)
3/16	vs. Vancouver	4-3 SO Loss	Jensen (SO)
3/25	vs. Ottawa	3-2 SO Win	Pirri (SO)

#### 2014-15

DATE	OPPONENT	RESULT	OT-WINNER
10/9	Tampa Bay	3-2 Loss	Hedman (1:11)
10/18	Washington	2-1 Loss	Backstrom (SO)
10/21	Colorado	4-3 Win	Boyes (2:23)
10/25	Arizona	2-1 Loss	Ekman-Larsson (2:20)
11/4	Boston	2-1 Loss	Marchand (3:27)
11/14	NY Islanders	4-3 Loss	Okposo (SO)
11/20	San Jose	3-2 Win	Bjugstad (SO)

11/22	Nashville	3-2 Loss	Forsberg (SO)
12/4	Columbus	4-3 Loss	Johansen (SO)
12/12	Detroit	3-2 Win	Trocheck (SO)
12/13	Buffalo	4-3 Loss	Zadorov (0:29)
12/16	Washington	2-1 Win**	Bjugstad (SO)
12/18	Philadelphia	2-1 Win	Bolland (SO)
12/22	Pittsburgh	4-3 Loss	Barkov (SO)
12/30	Canadiens	2-1 Loss	Parenteau (SO)
1/17	Oilers	3-2 Loss	Yakupov (SO)
2/8	Nashville	3-2 Loss	Forsberg (SO)
2/15	St. Louis	2-1 Loss	Lehtera (SO)
2/19	Montreal	3-2 Win	Bolland (SO)
2/24	Chicago	3-2 Loss	Toews (SO)
3/5	Dallas	4-3 Loss	Sceviour (SO)
3/7	Islanders	4-3 Win	Huberdeau (SO)
3/21	Boston	2-1 Win	Pirri (SO)
3/28	Montreal	3-2 Loss	Pacioretty (2:59)

\*\*= 20-round shootout, longest in NHL History

#### 2015-16

DATE	OPPONENT	RESULT	OT-WINNER
10/20	at Pittsburgh	3-2 OT Loss	Malkin (1:21)
10/31	vs. Washington	2-1 OT Win	Kuznetsov (3:44)
11/4	at Anaheim	3-2 SO Loss	Stewart (SO)
11/14	at Tampa Bay	5-4 SO Win	Pirri (SO)
11/21	vs. NY Rangers	5-4 OT Loss	Nash (2:01)
11/27	vs. NY Islanders	3-2 SO Win	Barkov (SO)
11/29	at Red Wings	2-1 OT Win	Campbell (1:20)
12/4	at Columbus	2-1 SO Win	Barkov (SO)
12/20	vs. Vancouver	5-4 SO Win	Barkov (SO)
12/22	vs. Ottawa	2-1 SO Win	Pirri (SO)
1/11	at Vancouver	3-2 OT Loss	Sedin (2:21)
2/6	vs. Pittsburgh	3-2 OT Loss	Letang (1:27)
2/15	vs. Pittsburgh	2-1 SO Win	Jokinen (SO)
2/18	at San Jose	2-1 SO Loss	Pavelski (SO)
2/27	vs. Columbus	4-3 SO Loss	Dubinsky (SO)
3/7	vs. Boston	5-4 OT Loss	Stempniak (4:00)
3/12	vs. Philadelphia	5-4 SO Win	Bjugstad (SO)

#### 2016-17

DATE	OPPONENT	RESULT	OT-WINNER
10/13	vs. New Jersey	2-1 OT Win	Barkov (2:48)
10/18	at Tampa Bay	4-3 SO Loss	Point (SO)
11/3	vs. New Jersey	4-3 OT Win	Trocheck (4:16)
11/12	vs. NY Islanders	3-2 OT Win	Malgin (4:14)
11/15	at Montreal	4-3 OT Win	Eklblad (2:59)
11/20	at NY Rangers	3-2 SO Win	Trocheck (SO)
11/26	vs. Columbus	2-1 SO Win	Barkov (SO)
11/29	at Chicago	2-1 SO Loss	Panarin (SO)
12/1	at Detroit	2-1 OT Win	Barkov (2:04)
12/5	at Boston	4-3 OT Loss	Pastrnak (1:23)
12/6	at Philadelphia	3-2 OT Loss	Voracek (4:51)
12/15	at Winnipeg	4-3 SO Loss	Perreault (SO)
12/20	vs. Buffalo	4-3 SO Win	Trocheck (SO)
12/23	vs. Detroit	4-3 SO Loss	Nielsen (SO)
12/28	vs. Toronto	3-2 SO Loss	Marnier (SO)



# PANTHERS RECORDS

// 1993-2017

12/29	vs. Montreal	3-2 OT Loss	Danault (0:39)
1/18	at Edmonton	4-3 OT Loss	McDavid (4:57)
1/23	at Arizona	3-2 OT Loss	Rieder (0:48)
1/26	vs. Tampa Bay	2-1 OT Win	Marchessault (1:49)
2/25	at San Jose	6-5 OT Win	Huberdeau (1:38)
2/28	vs. Carolina	3-2 SO Win	Barkov (SO)
3/2	at Philadelphia	2-1 SO Loss	Voracek (SO)
3/17	at NY Rangers	4-3 SO Win	Barkov (SO)

## PANTHERS HEAD COACHING RECORDS

YEAR	COACH	GC	W	L	T	OTL	PTS	PCT.	FINISH	PLAYOFFS
1993-94	Roger Neilson	84	33	34	17	-	83	.494	5th Atl.	Did Not Qualify
1994-95	Roger Neilson	48	20	22	6	-	46	.479	5th Atl.	Did Not Qualify
1995-96	Doug MacLean	82	41	31	10	-	92	.561	3rd Atl.	Eastern Conf. Champions
1996-97	Doug MacLean	82	35	28	19	-	89	.543	3rd Atl.	Lost Eastern Conf. QF
1997-98	Doug MacLean	23	7	12	4	-	18	.391	-	-
	Bryan Murray	59	17	31	11	-	45	.381	6th Atl.	Did Not Qualify
1998-99	Terry Murray	82	30	34	18	-	78	.476	2nd SE	Did Not Qualify
1999-00	Terry Murray	82	43	27	6	6	98	.598	2nd SE	Lost Eastern Conf. QF
2000-01	Terry Murray	36	6	18	7	5	24	.333	-	-
	Duane Sutter	46	16	20	6	4	42	.457	3rd SE	Did Not Qualify
2001-02	Duane Sutter	26	6	15	2	3	17	.327	-	-
	Mike Keenan	56	16	29	8	3	43	.384	4th SE	Did Not Qualify
2002-03	Mike Keenan	82	24	36	13	9	70	.427	4th SE	Did Not Qualify
2003-04	Mike Keenan	15	5	8	2	0	12	.400	-	-
	Rick Dudley	40	13	15	9	3	38	.475	-	-
	John Torchetti	27	10	12	4	1	25	.463	4th SE	Did Not Qualify
2005-06	Jacques Martin	82	37	34	-	11	85	.518	4th SE	Did Not Qualify
2006-07	Jacques Martin	82	35	31	-	16	86	.530	4th SE	Did Not Qualify
2007-08	Jacques Martin	82	38	35	-	9	85	.521	3rd SE	Did Not Qualify
2008-09	Peter DeBoer	82	41	30	-	11	93	.567	3rd SE	Did Not Qualify
2009-10	Peter DeBoer	82	32	37	-	13	77	.470	5th SE	Did Not Qualify
2010-11	Peter DeBoer	82	30	40	-	12	72	.430	5th SE	Did Not Qualify
2011-12	Kevin Dineen	82	38	26	-	18	94	.573	1st SE	Lost Eastern Conf. Quarterfinals
2012-13	Kevin Dineen	48	15	27	-	6	36	.375	5th SE	Did Not Qualify
2013-14	Kevin Dineen	16	3	9	0	4	10	0.313	-	-
	Peter Horachek	66	26	36	0	4	56	0.424	7th Atl.	Did Not Qualify
2014-15	Gerard Gallant	82	38	29	-	15	91	0.555	6th Atl.	Did Not Qualify
2015-16	Gerard Gallant	82	47	26	-	9	103	.628	1st Atl.	Lost Eastern C QF
2016-17	Gerard Gallant	22	11	10	0	1	23	0.548	-	-
	Tom Rowe	60	24	26	0	10	58	0.483	6th Atl.	Did Not Qualify



## PANTHERS GENERAL MANAGERS

YEAR	GEN. MNGR.	GP	W	L	T	OTL	PTS	PCT.	FINISH	PLAYOFFS
1993-94	Bob Clarke	84	33	34	17	-	83	.494	5th Atl.	Did Not Qualify
1994-95	Bryan Murray	48	20	22	6	-	46	.479	5th Atl.	Did Not Qualify
1995-96	Bryan Murray	82	41	31	10	-	92	.561	3rd Atl.	Eastern Conference Champions
1996-97	Bryan Murray	82	35	28	19	-	89	.543	3rd Atl.	Lost Eastern Conf. QF
1997-98	Bryan Murray	82	24	43	15	-	63	.384	6th Atl.	Did Not Qualify
1998-99	Bryan Murray	82	30	34	18	-	78	.476	2nd SE	Did Not Qualify
1999-00	Bryan Murray	82	43	27	6	6	98	.598	2nd SE	Lost Eastern Conf. QF
2000-01	Bryan Murray	36	6	18	7	5	24	.333	-	-
	Bill Torrey	46	16	20	6	4	42	.457	3rd SE	Did Not Qualify
2001-02	Bill Torrey	26	6	15	2	3	17	.327	-	-
	Chuck Fletcher	56	16	29	8	3	43	.384	4th SE	Did Not Qualify
2002-03	Rick Dudley	82	24	36	13	9	70	.427	4th SE	Did Not Qualify
2003-04	Rick Dudley	82	28	35	15	4	75	.457	4th SE	Did Not Qualify
2005-06	Mike Keenan	82	37	34	-	11	85	.518	4th SE	Did Not Qualify
2006-07	Jacques Martin	82	35	31	-	16	86	.530	4th SE	Did Not Qualify
2007-08	Jacques Martin	82	38	35	-	9	85	.521	3rd SE	Did Not Qualify
2008-09	Jacques Martin	82	41	30	-	11	93	.567	3rd SE	Did Not Qualify
2009-10	Randy Sexton	82	32	37	-	13	77	.470	5th SE	Did Not Qualify
2010-11	Dale Tallon	82	30	40	-	12	72	.430	5th SE	Did Not Qualify
2011-12	Dale Tallon	82	38	26	-	18	94	.573	1st SE	Lost Eastern Conf. QF
2012-13	Dale Tallon	48	15	27	-	6	36	.375	5th SE	Did Not Qualify
2013-14	Dale Tallon	82	29	45	-	8	66	.402	7th Atl.	Did Not Qualify
2014-15	Dale Tallon	82	38	29	-	15	91	0.555	6th Atl.	Did Not Qualify
2015-16	Dale Tallon	82	47	26	-	9	103	.628	1st Atl.	Lost Eastern Conference QF
2016-17	Tom Rowe	82	35	36	-	11	81	0.494	6th Atl.	Did Not Qualify



# ALL TIME LEADERS

// FLORIDA PANTHERS

## MOST GAMES PLAYED

### SINGLE SEASON

Bill Lindsay	84 - 1993-94
Gord Murphy	84 - 1993-94
Tom Fitzgerald	83 - 1993-94
Brian Campbell	82 - 2014-15
Brian Campbell	82 - 2013-14
Brian Campbell	82 - 2011-12
Tomas Fleischmann	82 - 2011-12
Mike Weaver	82 - 2011-12
Marty Reasoner	82 - 2010-11
Mike Weaver	82 - 2010-11
David Booth	82 - 2010-11
Mike Santorelli	82 - 2010-11
Keith Ballard	82 - 2009-10
Micahel Frolik	82 - 2009-10
Bryan McCabe	82 - 2009-10
Steven Reinprecht	82 - 2009-10
Keith Ballard	82 - 2008-09
Jay Bouwmeester	82 - 2008-09
Jay Bouwmeester	82 - 2007-08
Nathan Horton	82 - 2007-08
Olli Jokinen	82 - 2007-08
Bryan Allen	82 - 2006-07

Jay Bouwmeester	82 - 2006-07
Olli Jokinen	82 - 2006-07
Martin Gelinás	82 - 2006-07
Nathan Horton	82 - 2006-07
Ruslan Salei	82 - 2006-07
Jay Bouwmeester	82 - 2005-06
Martin Gelinás	82 - 2005-06
Olli Jokinen	82 - 2005-06
Olli Jokinen	82 - 2003-04
Lyle Odelein	82 - 2003-04
Jay Bouwmeester	82 - 2002-03
Marcus Nilson	82 - 2002-03
Ivan Majesky	82 - 2002-03
Robert Svehla	82 - 2001-02
Pavel Bure	82 - 2000-01
Robert Svehla	82 - 2000-01
Todd Simpson	82 - 1999-00
Jaroslav Spacek	82 - 1999-00
Robert Svehla	82 - 1999-00
Radek Dvorak	82 - 1998-99
Bill Lindsay	82 - 1997-98
Scott Mellanby	82 - 1996-97
Robert Svehla	82 - 1996-97

Jaromir Jagr	82 - 2016-17
Derek MacKenzie	82 - 2016-17
Mark Pysyk	82 - 2016-17
Vincent Trocheck	82 - 2016-17
Keith Yandle	82 - 2016-17
Brian Campbell	82 - 2015-16
Reilly Smith	82 - 2015-16

### CAREER

Stephen Weiss	654
Radek Dvorak	613
Robert Svehla	573
Olli Jokinen	567
Scott Mellanby	552
Paul Laus	530
Rob Niedermayer	518
Bill Lindsay	506
Roberto Luongo	494
Jay Bouwmeester	471

## MOST GOALS

### SINGLE SEASON

Pavel Bure	59 (2000-01)
Pavel Bure	58 (1999-00)
Olli Jokinen	39 (2006-07)
Olli Jokinen	38 (2005-06)
Olli Jokinen	36 (2002-03)
Olli Jokinen	34 (2007-08)
Scott Mellanby	32 (1995-96)
Ray Whitney	32 (1997-98)
Nathan Horton	31 (2006-07)
David Booth	31 (2008-09)

### CAREER

Olli Jokinen	188
Scott Mellanby	157
Pavel Bure	152
Stephen Weiss	145
Nathan Horton	142
Radek Dvorak	113
Viktor Kozlov	101
Rob Niedermayer	101
Ray Whitney	97
David Booth	87



## MOST ASSISTS

### SINGLE SEASON

Viktor Kozlov	53 (1999-00)
Olli Jokinen	52 (2006-07)
Olli Jokinen	51 (2005-06)
Robert Svehla	49 (1995-96)
Brian Campbell	49 (2011-12)
Stephen Weiss	47 (2008-09)
Jussi Jokinen	42 (2015-16)
Ray Whitney	42 (1999-00)
Jay Bouwmeester	41 (2005-06)
Robert Svehla	40 (1999-00)

### CAREER

Stephen Weiss	249
Olli Jokinen	231
Robert Svehla	229
Scott Mellanby	197
Viktor Kozlov	190
Rob Niedermayer	165
Radek Dvorak	155
Nathan Horton	153
Jay Bouwmeester	150
Brian Campbell	147

## MOST POINTS

### SINGLE SEASON

Pavel Bure	94 (1999-00)
Pavel Bure	92 (2000-01)
Olli Jokinen	91 (2006-07)
Olli Jokinen	89 (2005-06)
Ray Whitney	71 (1999-00)
Olli Jokinen	71 (2007-08)
Scott Mellanby	70 (1995-96)
Viktor Kozlov	70 (1999-00)
Jaromir Jagr	66 (2015-16)
Olli Jokinen	65 (2002-03)

### CAREER

Olli Jokinen	419
Stephen Weiss	394
Scott Mellanby	354
Nathan Horton	295
Viktor Kozlov	291
Robert Svehla	290
Radek Dvorak	268
Rob Niedermayer	266
Pavel Bure	251
Ray Whitney	227

## MOST PIM

### SINGLE SEASON

Peter Worrell	354 (2001-02)
Paul Laus	313 (1996-97)
Paul Laus	293 (1997-98)
Peter Worrell	258 (1998-99)
Brad Ference	254 (2001-02)
Peter Worrell	248 (2000-01)
Paul Laus	236 (1995-96)
Paul Laus	218 (1998-99)
Todd Simpson	202 (1999-00)
Peter Worrell	193 (2002-03)

### CAREER

Paul Laus	1702
Peter Worrell	1375
Scott Mellanby	953
Ed Jovanovski	619
Bill Lindsay	609
Robert Svehla	603
Olli Jokinen	597
Rob Niedermayer	435
Brad Ference	432
Brian Skrudland	401



# ALL TIME LEADERS

// FLORIDA PANTHERS

## MOST PP GOALS

### SINGLE SEASON

Scott Mellanby	19 (1995-96)
Pavel Bure	19 (2000-01)
Olli Jokinen	18 (2007-08)
Scott Mellanby	17 (1993-94)
Olli Jokinen	14 (2005-06)
Ray Sheppard	13 (1996-97)
Olli Jokinen	13 (2002-03)
Stephen Weiss	12 (2009-10)
Ray Whitney	12 (1997-98)
Rob Niedermayer	11 (1995-96)
Jesse Belanger	11 (1993-94)
David Booth	11 (2008-09)
Pavel Bure	11 (1999-00)

### CAREER

Scott Mellanby	66
Olli Jokinen	65
Stephen Weiss	48
Pavel Bure	44
Nathan Horton	37
Viktor Kozlov	36
Rob Niedermayer	33
Ray Whitney	29
Robert Svehla	26
Ray Sheppard	25

## MOST SHORTHANDED GOALS

### SINGLE SEASON

Tom Fitzgerald	6 (1995-96)
Pavel Bure	5 (2000-01)
Radek Dvorak	4 (2008-09)
Radek Dvorak	4 (1998-99)
Tom Fitzgerald	3 (1993-94)
Bill Lindsay	3 (1995-96)
Radek Dvorak	3 (2009-10)
Olli Jokinen	3 (2002-03)
Radek Dvorak	3 (1997-98)
Gregory Campbell	2 (2007-08)
Brian Skrudland	2 (1993-94)
Nathan Horton	2 (2009-10)
Jozef Stumpel	2 (2006-07)
Olli Jokinen	2 (2003-04)
Pavel Bure	2 (1999-00)
Bill Lindsay	2 (1997-98)
Viktor Kozlov	2 (1997-98)
Tom Fitzgerald	2 (1996-97)
Stephen Weiss	2 (2010-11)
Colton Sceviour	3 (2016-17)

### CAREER

Radek Dvorak	16
Tom Fitzgerald	12
Pavel Bure	9
Bill Lindsay	8
Olli Jokinen	8
Viktor Kozlov	5
Nathan Horton	5
Stephen Weiss	4
Colton Sceviour	3
Marcus Nilson	3
Jozef Stumpel	3
Gregory Campbell	3
Jody Hull	3
Brian Skrudland	3





## MOST GAME WINNING GOALS

### SINGLE SEASON

Pavel Bure	14 (1999-00)
Olli Jokinen	9 (2005-06)
Aleksander Barkov	8 (2015-16)
Olli Jokinen	8 (2006-07)
Olli Jokinen	8 (2003-04)
Pavel Bure	8 (2000-01)
Johan Garpenlov	7 (1995-96)
Ray Sheppard	7 (1996-97)
Ray Whitney	6 (1998-99)
Rob Niedermayer	6 (1995-96)
David Booth	6 (2007-08)
Stephen Weiss	6 (2011-12)
Olli Jokinen	6 (2002-03)
Jonathan Marchessault	6 (2016-17)

### CAREER

Olli Jokinen	36
Stephen Weiss	23
Pavel Bure	23
Scott Mellanby	22
Rob Niedermayer	19
Aleksander Barkov	17
Nathan Horton	16
David Booth	16
Radek Dvorak	14
Jody Hull	14

## MOST SHOTS ON GOAL

### SINGLE SEASON

Pavel Bure	384 (2000-01)
Pavel Bure	360 (1999-00)
Olli Jokinen	351 (2006-07)
Olli Jokinen	351 (2005-06)
Olli Jokinen	341 (2007-08)
Olli Jokinen	280 (2003-04)
David Booth	280 (2010-11)
David Booth	246 (2008-09)
Olli Jokinen	240 (2002-03)
Pavel Bure	238 (2001-02)

### CAREER

Olli Jokinen	1837
Scott Mellanby	1296
Stephen Weiss	1240
Viktor Kozlov	1177
Radek Dvorak	1137
Pavel Bure	1026
Robert Svehla	995
Nathan Horton	962
David Booth	949
Jay Bouwmeester	922

## BEST PLUS/MINUS

### SINGLE SEASON

Brian Campbell	+31 (2015-16)
Martin Gelasin	+27 (2005-06)
Pavel Bure	+25 (1999-00)
Jussi Jokinen	+25 (2015-16)
Viktor Kozlov	+24 (1999-00)
Jaromir Jagr	+23 (2015-16)
Jay Bouwmeester +	23 (2006-07)
Robert Svehla	+23 (1999-00)
Jassen Cullimore +	21 (2007-08)
Rhett Warrenner	+20 (1996-97)

### CAREER

Martin Gelasin	+34
Jaromir Jagr	+32
Paul Laus	+31
Nathan Horton	+27
Aleksander Barkov	+24
Brian Skrudland	+23
Mike Hough	+20
Jaroslav Spacek	+18
Pavel Bure	+12
Terry Carkner	+12
Jody Hull	+12
Keith Brown	+12



# ALL TIME LEADERS

// FLORIDA PANTHERS

## MOST GAMES BY A GOALTENDER

### SINGLE SEASON

Roberto Luongo	75 (2005-06)
Roberto Luongo	72 (2003-04)
Tomas Vokoun	69 (2007-08)
Roberto Luongo	65 (2002-03)
Tomas Vokoun	63 (2009-10)
Roberto Luongo	62 (2015-16)
Roberto Luongo	61 (2014-15)
John Vanbiesbrouck	60 (1997-98)
Tomas Vokoun	59 (2008-09)
Sean Burke	59 (1998-99)

### CAREER

Roberto Luongo	494
John Vanbiesbrouck	268
Tomas Vokoun	248
Scott Clemmensen	120
Mark Fitzpatrick	119
Trevor Kidd	103
Jose Theodore	68
Sean Burke	66
Ed Belfour	58
Craig Anderson	53

## MOST WINS BY A GOALTENDER

### SINGLE SEASON

Roberto Luongo	35 (2005-06)
Tomas Vokoun	30 (2007-08)
Roberto Luongo	28 (2014-15)
Ed Belfour	27 (2006-07)
John Vanbiesbrouck	27 (1996-97)
John Vanbiesbrouck	26 (1995-96)
Tomas Vokoun	26 (2008-09)
Roberto Luongo	25 (2003-04)
Tomas Vokoun	23 (2009-10)
Jose Theodore	22 (2011-12)
Tomas Vokoun	22 (2010-11)
Sean Burke	21 (1998-99)
John Vanbiesbrouck	21 (1993-94)
Roberto Luongo	20 (2002-03)
John Vanbiesbrouck	18 (1997-98)
Tim Thomas	16 (2013-14)

### CAREER

Roberto Luongo	194
John Vanbiesbrouck	106
Tomas Vokoun	101
Mark Fitzpatrick	43
Scott Clemmensen	40
Trevor Kidd	28
Ed Belfour	27
Jose Theodore	26
Craig Anderson	24
Sean Burke	23

## MOST SHUTOUTS

### SINGLE SEASON

Tomas Vokoun	7 (2009-10)
Roberto Luongo	7 (2003-04)
Tomas Vokoun	6 (2010-11)
Tomas Vokoun	6 (2008-09)
Roberto Luongo	6 (2002-03)
Roberto Luongo	5 (2000-01)
Tomas Vokoun	4 (2007-08)
Roberto Luongo	4 (2005-06)
Roberto Luongo	4 (2001-02)
John Vanbiesbrouck	4 (1997-98)
John Vanbiesbrouck	4 (1994-95)
Jose Theodore	3 (2011-12)
Craig Anderson	3 (2008-09)
Roberto Luongo	2 (2014-15)

### CAREER

Roberto Luongo	29
Tomas Vokoun	23
John Vanbiesbrouck	13
Craig Anderson	5
Mark Fitzpatrick	4
Sean Burke	3
Scott Clemmensen	3
Trevor Kidd	3
Jose Theodore	3



## ALL-TIME PANTHERS RECORD BY MONTH

SEASON	OCT.	NOV.	DEC.	JAN.	FEB.	MARCH	APRIL	MAY
1993-94	4-5-3-0	4-8-0-0	7-2-3-0	6-2-4-0	5-9-0-0	6-6-3-0	1-2-4-0	NA
1994-95	NA	NA	NA	3-4-0-0	4-7-2-0	6-5-2-0	5-6-2-0	2-0-0-0
1995-96	7-4-0-0	10-2-1-0	8-4-1-0	6-4-3-0	4-5-3-0	3-9-1-0	3-3-1-0	NA
1996-97	8-0-4-0	7-3-2-0	5-6-3-0	6-5-1-0	3-5-5-0	4-7-3-0	2-2-1-0	NA
1997-98	3-6-3-0	5-7-2-0	6-7-1-0	4-5-5-0	0-4-1-0	3-10-0-0	3-4-3-0	NA
1998-99	3-3-3-0	5-5-2-0	5-5-1-0	5-4-6-0	4-5-4-0	5-6-2-0	3-6-0-0	NA
1999-00	6-3-1-2	7-3-1-0	7-4-1-1	9-4-1-0	5-6-0-2	7-6-1-0	2-1-1-1	NA
2000-01	1-3-3-3	4-6-1-1	2-10-3-1	5-8-1-2	5-5-0-1	3-4-5-1	2-2-0-0	NA
2001-02	3-7-2-1	3-7-0-2	6-6-1-0	4-10-1-0	1-5-1-1	4-7-2-1	1-2-3-1	NA
2002-03	4-5-1-1	3-3-5-3	3-3-3-3	5-8-1-1	4-5-2-1	4-10-1-0	1-2-0-0	NA
2003-04	4-5-2-0	5-8-2-0	3-3-5-2	5-6-2-1	6-4-3-0	5-8-0-1	0-1-1-0	NA
2005-06	6-5-1	1-9-3	8-6-1	5-5-3	3-2-0	10-4-1	4-3-2	NA
2006-07	5-7-2	3-7-3	7-5-2	4-3-4	6-3-3	9-4-1	1-1-2	NA
2007-08	5-7-0	7-6-1	6-5-2	4-7-2	6-6-3	8-3-1	2-1-0	NA
2008-09	4-5-0	5-6-3	7-5-2	7-2-3	8-5-0	7-5-3	3-2-0	NA
2009-10	4-7-1	6-5-3	6-6-3	8-4-2	0-5-1	6-7-2	2-3-1	NA
2010-11	4-5-0	6-7-0	6-5-2	6-5-3	4-7-2	3-8-5	1-3-0	NA
2011-12	6-4-1	7-3-3	7-5-3	2-3-4	8-5-1	7-5-4	1-1-2	NA
2012-13	NA	NA	NA	2-5-0	4-4-5	5-10-1	4-8-0	NA
2013-14	3-7-2	4-8-3	8-5-1	6-6-1	1-4-0	5-11-1	2-4-0	NA
2014-15	3-2-3	6-4-3	7-4-3	5-6-1	6-6-3	8-5-2	3-2-0	NA
2015-16	5-4-0	5-5-0	11-3-0	8-3-0	6-4-0	8-6-0	4-1-0	NA
2016-17	4-4-1	7-6-1	5-4-6	6-5-2	7-4-0	4-10-1	2-3-0	NA
<b>TOTALS</b>	<b>92-98-22-20</b>	<b>110-118-16-31</b>	<b>130-103-22-32</b>	<b>121-114-25-30</b>	<b>100-115-21-26</b>	<b>130-156-20-26</b>	<b>52-63-16-9</b>	<b>N/A</b>

## ALL-TIME RECORD AT THE ALL-STAR BREAK AND AT THE HALFWAY POINT

SEASON	DATE OF ALL-STAR GAME (HOST TEAM)	RECORD BEFORE	RECORD AFTER	1ST HALF OF SEASON	2ND HALF OF SEASON	OVERALL RECORD
1993-94	January 22 (NY Rangers)	19-17-8-0	14-17-9-0	17-17-8-0	16-17-9-0	33-34-17-0
1994-95	NO ALL-STAR GAME	NA	NA	9-12-3-0	11-10-3-0	20-22-6-0
1995-96	January 20 (Boston)	28-12-4-0	13-19-6-0	27-12-2-0	14-19-8-0	41-31-10-0
1996-97	January 18 (San Jose)	22-12-10-0	13-16-9-0	21-11-9-0	14-17-10-0	35-28-19-0
1997-98	January 18 (Vancouver)	15-23-10-0	9-20-5-0	15-20-6-0	9-23-9-0	24-43-15-0
1998-99	January 24 (Tampa Bay)	17-16-11-0	13-18-9-0	15-15-11-0	15-19-7-0	30-34-18-0
1999-00	February 6 (Toronto)	30-15-4-3	13-12-2-3	24-11-3-3	19-16-3-3	43-27-6-6
2000-01	February 4 (Colorado)	12-27-8-7	10-11-5-2	8-20-7-6	14-18-6-3	22-38-13-9
2001-02	February 2 (Los Angeles)	16-30-5-3	6-14-5-3	13-22-3-3	9-22-7-3	22-44-10-6
2002-03	February 2 (Florida)	15-19-10-8	9-17-3-1	12-12-9-8	12-24-4-1	24-36-13-9
2003-04	February 8 (Minnesota)	18-23-11-3	10-12-4-1	13-17-9-2	15-18-6-2	28-35-15-4
2005-06	February 14-27 (Olympics)	22-27-8	15-7-3	16-20-5	21-14-6	37-34-11
2006-07	January 24 (Dallas)	17-20-9	18-10-7	15-19-7	20-12-9	35-31-16
2007-08	January 27 (Atlanta)	22-24-5	16-11-4	19-19-3	19-16-6	38-35-9
2008-09	January 25 (Montreal)	21-17-8	20-13-3	19-16-6	22-14-5	41-30-11
2009-10	February 13-28 (Olympics)	24-27-10	8-10-3	16-18-7	16-19-6	32-37-13
2010-11	January 30 (Carolina)	22-22-5	8-18-7	19-20-2	11-20-0	30-40-12
2011-12	January 29 (Ottawa)	22-15-11	16-11-7	20-13-8	18-13-10	38-26-18
2012-13	NO ALL-STAR GAME	NA	NA	7-12-5	8-15-1	15-27-6
2013-14	Feb 8-26 (Olympics)	22-29-7	7-16-1	15-20-6	14-25-2	29-45-8
2014-15	January 25 (Columbus)	20-14-10	18-15-5	20-12-9	18-17-6	38-29-15
2015-16	January 31 (Nashville)	29-15-5	18-11-4	25-12-4	22-14-5	47-26-9
2016-17	January 29 (Los Angeles)	21-20-9	14-17-1	18-16-8	17-20-3	35-26-11
<b>TOTALS</b>		<b>411-419-81-102</b>	<b>254-278-57-54</b>	<b>365-350-70-84</b>	<b>337-382-72-78</b>	<b>702-732-142-162</b>



# ALL TIME LEADERS

// FLORIDA PANTHERS

## ALL-TIME PANTHERS RECORD BY DAY OF THE WEEK

SEASON	SUNDAY	MONDAY	TUESDAY	WEDNESDAY	THURSDAY	FRIDAY	SATURDAY
1993-94	6-4-3-0	4-4-1-0	2-7-3-0	8-4-4-0	5-6-2-0	1-6-2-0	7-3-2-0
1994-95	4-2-1-0	2-2-0-0	1-5-1-0	4-4-1-0	4-1-2-0	0-4-0-0	5-4-1-0
1995-96	8-2-1-0	5-1-1-0	9-4-0-0	2-8-2-0	5-5-4-0	3-2-2-0	9-9-0-0
1996-97	5-4-3-0	2-4-1-0	3-3-4-0	6-8-1-0	7-2-4-0	4-1-3-0	8-6-3-0
1997-98	4-4-3-0	0-5-1-0	1-5-3-0	3-11-1-0	6-6-1-0	2-5-2-0	8-7-4-0
1998-99	2-1-1-0	3-4-1-0	0-2-2-0	9-11-3-0	4-2-2-0	4-3-4-0	8-11-5-0
1999-00	0-3-0-1	3-4-0-0	2-2-0-0	14-5-2-1	2-5-0-0	5-5-1-2	17-3-3-2
2000-01	1-0-1-0	3-5-1-1	2-2-1-0	5-8-5-4	1-2-0-0	5-9-4-4	5-12-1-0
2001-02	1-1-1-1	3-4-2-0	1-4-1-1	6-11-3-2	2-4-0-0	7-4-1-0	2-16-2-2
2002-03	1-1-1-0	3-4-2-2	1-4-0-1	7-8-3-1	3-4-1-3	4-3-2-1	5-12-4-1
2003-04	0-1-3-0	3-4-2-2	3-4-0-1	4-8-6-0	5-3-0-0	5-6-0-0	8-9-4-1
2005-06	4-0-0	3-6-2	6-2-3	5-4-3	6-6-1	8-5-0	5-11-2
2006-07	0-1-2	1-2-1	6-8-4	5-3-1	7-8-2	6-1-1	10-8-5
2007-08	3-3-1	2-1-0	6-3-2	5-6-2	8-5-3	8-4-0	6-13-1
2008-09	5-3-1	2-2-2	10-3-1	2-3-1	10-7-1	3-4-3	9-8-2
2009-10	3-2-0	3-3-4	3-5-0	5-6-2	4-6-2	6-5-1	8-10-4
2010-11	2-3-2	2-3-2	4-5-2	2-12-1	5-7-1	5-5-2	10-5-2
2011-12	5-3-3	5-0-2	8-4-3	2-2-1	4-7-5	2-7-4	12-3-0
2012-13	2-5-0	0-2-0	5-5-2	NA	5-6-2	0-1-1	3-8-1
2013-14	5-5-2	2-3-0	9-8-3	0-1-0	5-11-0	4-7-1	4-10-2
2014-15	5-4-2	1-6-0	7-7-3	1-1-0	12-4-3	5-1-1	7-6-6
2015-16	5-3-0	3-6-2	14-2-1	0-1-1	11-6-1	4-2-0	11-6-4
2016-17	2-3-1	3-2-2	4-8-2	2-2-2	5-10-3	6-4-1	11-7-0
<b>TOTALS</b>	<b>68-55-18-16</b>	<b>55-71-12-20</b>	<b>92-100-15-28</b>	<b>97-126-31-21</b>	<b>115-117-16-26</b>	<b>93-92-21-22</b>	<b>167-181-29-31</b>

## ALL-TIME PANTHERS RECORD BY CONFERENCE

SEASON	EASTERN	WESTERN	OVERALL
1993-94	24-23-11-0	9-11-6-0	33-34-17-0
1994-95	20-22-6-0	NA	20-22-6-0
1995-96	29-22-5-0	12-9-5-0	41-31-10-0
1996-97	23-20-13-0	12-8-6-0	35-28-19-0
1997-98	22-26-8-0	2-17-7-0	24-43-15-0
1998-99	22-25-11-0	8-9-7-0	30-34-18-0
1999-00	31-20-3-5	12-7-3-1	43-27-6-6
2000-01	16-32-7-5	6-6-6-4	22-38-13-9
2001-02	16-32-7-5	6-12-3-1	22-44-10-6
2002-03	20-24-9-7	4-12-4-2	24-36-13-9
2003-04	24-25-12-3	4-10-3-1	28-35-15-4
2005-06	33-29-10	4-5-1	37-34-11
2006-07	33-26-13	2-5-3	35-31-16
2007-08	34-32-6	4-3-3	38-35-9
2008-09	33-21-10	8-9-1	41-30-11
2009-10	25-30-9	7-7-4	32-37-13
2010-11	23-31-10	7-9-2	30-40-12
2011-12	33-19-12	5-7-6	38-26-18
2012-13	15-27-6	NA	15-27-6
2013-14	20-30-4	9-15-4	29-45-8
2014-15	27-19-8	11-10-7	38-29-15
2015-16	35-13-6	12-13-3	47-26-9
2016-17	22-25-7	13-11-4	35-36-11
<b>TOTALS</b>	<b>580-573-92-126</b>	<b>157-195-50-47</b>	<b>737-768-142-173</b>



## SEASON BY SEASON STREAKS

SEASON	LONG WIN STREAK	LONG LOSING STREAK	LONG UNBEATEN	LONG WINLESS
1993-94	4 Games (1/15 - 1/24)	5 Games (2/24 - 3/4)	9 Games (1/8 - 1/30)	8 Games (3/28 - 4/12)
1994-95	3 Games (three times)	4 Games (2/17 - 2/23)	3 Games (six times)	4 Games (three times)
1995-96	7 Games (11/2 - 11/14)	5 Games (3/2 - 3/11)	8 Games (11/2 - 11/16)	9 Games (2/24 - 3/13)
1996-97	4 Games (twice)	4 Games (3/1 - 3/9)	12 Games (10/5 - 10/30)	6 Games (twice)
1997-98	3 Games (three times)	13 Games (2/7 - 3/23)	6 Games (12/26 - 1/4)	15 Games (2/1 - 3/23)
1998-99	3 Games (4/12 - 4/17)	7 Games (3/31 - 4/10)	5 Games (1/5 - 1/13)	8 Games (3/28 - 4/10)
1999-00	5 Games (1/8 - 1/17)	3 Games (2/19 - 2/23)	5 Games (1/8 - 1/17)	3 Games (twice)
2000-01	4 Games (2/10 - 2/19)	6 Games (2/21 - 3/2)	4 Games (twice)	9 Games (2/21 - 3/9)
2001-02	2 Games (3 times)	7 Games (2/9 - 3/5)	4 Games (3/8 - 3/15)	7 Games (2/9 - 3/5)
2002-03	3 Games (2/18 - 2/22)	5 Games (twice)	4 Games (3 times)	8 Games (11/11 - 11/24)
2003-04	3 Games (twice)	5 Games (3/19 - 3/27)	5 Games (2/18 - 2/25)	6 Games (11/26 - 12/10)
2005-06	7 Games (3/17 - 3/29)	10 Games (11/1 - 11/23)	7 Games (3/17 - 3/29)	10 Games (11/1 - 11/23)
2006-07	4 Games (2/24 - 3/3)	6 Games (11/22 - 12/2)	4 Games (2/24 - 3/3)	6 Games (11/22 - 12/2)
2007-08	7 Games (3/2 - 3/16)	4 Games (11/7 - 11/13)	7 Games (3/2 - 3/16)	4 Games (11/7 - 11/13)
2008-09	3 Games (four times)	6 Games (10/25 - 11/8)	3 Games (four times)	6 Games (10/25 - 11/8)
2009-10	3 Games (five times)	7 Games (2/1 - 3/2)	3 Games (five times)	7 Games (2/1 - 3/2)
2010-11	3 Games (two times)	10 Games (3/19 - 4/8)	3 Games (two times)	10 Games (3/19 - 4/8)
2011-12	5 Games (3/11 - 3/20)	5 Games (3/29 - 4/5)	5 Games (3/11 - 3/20)	5 Games (3/29 - 4/5)
2012-13	3 Games (3/28 - 4/2)	6 Games (twice)	3 Games (3/28 - 4/2)	6 Games (twice)
2013-14	5 Games (12/10-12/19)	9 Games (10/22-11/10)	5 Games (12/10-12/19)	9 Games (10/22-11/10)
2014-15	3 Games (twice)	2 Games (nine times)	7 games (10/17-11/4)	5 games (1/13-1/27)
2015-16	12 Games (12/15-1/10)	3 Games (1/13-1/18)	13 games (12/15-1/11)	5 Games (10/30-11/7)
2016-17	5 games (2/11/17-2/20/17)	6 games (3/27/17 - 4/6/17)	5 games (2/11/17-2/20/17)	5 games (2/11/17-2/20/17)



# ALL TIME LEADERS

// FLORIDA PANTHERS

## POWER PLAY

SEASON	GAMES	ADV	PPGF	PCT.	RANK
1993-94	84	409	65	15.9	21/26
1994-95	48	222	29	13.1	24/26
1995-96	82	468	81	17.3	16/26
1996-97	82	352	50	14.2	21/26
1997-98	82	409	55	13.4	17/26
1998-99	82	380	51	13.4	22/27
1999-00	82	338	58	17.2	8/28
2000-01	82	353	46	13.0	27/30
2001-02	82	341	50	14.7	T-19/30
2002-03	82	347	49	14.1	24/30
2003-04	82	310	52	16.8	12/30
2005-06	82	411	63	15.3	24/30
2006-07	82	337	61	18.1	12/30
2007-08	82	313	60	19.2	6/30
2008-09	82	308	51	16.6	24/30
2009-10	82	309	44	14.2	29/30
2010-11	82	267	35	13.1	30/30
2011-12	82	286	53	18.5	T-7/30
2012-13	48	142	29	20.4	6/30
2013-14	82	269	27	10.0	30/30
2014-15	82	246	40	16.3	24/30
2015-16	82	278	47	16.9	23/30
2016-17	82	278	47	16.9	(8/30)

## PENALTY KILL

SEASON	GAMES	TSH	PPGA	PCT.	RANK
1993-94	84	396	69	82.6	T-8/26
1994-95	48	191	32	83.2	12/26
1995-96	82	370	63	83.0	T-9/26
1996-97	82	346	50	85.5	7/26
1997-98	82	403	82	79.7	26/26
1998-99	82	370	67	81.9	22/27
1999-00	82	323	47	85.4	10/28
2000-01	82	398	64	83.9	T-14/30
2001-02	82	393	76	80.7	29/30
2002-03	82	356	66	81.5	26/30
2003-04	82	374	51	86.4	2/30
2005-06	82	514	91	82.3	14/30
2006-07	82	443	78	82.4	16/30
2007-08	82	374	66	82.4	16/30
2008-09	82	311	54	82.6	9/30
2009-10	82	287	59	79.4	23/30
2010-11	82	267	41	84.6	6/30
2011-12	82	239	49	79.5	25/30
2012-13	48	151	39	74.2	30/30
2013-14	82	262	63	76.0	30/30
2014-15	82	250	50	80	24/30
2015-16	82	268	55	79.5	24/30
2016-17	82	245	36	85.3	(2/30)



## PENALTY MINUTES

SEASON	GAMES	MINUTES	AVG.	RANK
1993-94	84	1620	19.3	6/26
1994-95	48	770	16.0	T-5/26
1995-96	82	1494	18.2	5/26
1996-97	82	1628	19.9	17/26
1997-98	82	1676	20.4	17/26
1998-99	82	1522	18.6	23/27
1999-00	82	1329	16.2	23/28
2000-01	82	1509	18.4	28/30
2001-02	82	1994	24.3	30/30
2002-03	82	1127	13.7	10/30
2003-04	82	1192	14.5	12/30
2005-06	82	1255	15.6	14/30
2006-07	82	1181	14.4	15/30
2007-08	82	1002	12.5	7/30
2008-09	82	900	11.0	4/30
2009-10	82	977	11.9	T-14/30
2010-11	82	716	8.7	1/30
2011-12	82	792	9.7	8/30
2012-13	48	541	11.3	17/30
2013-14	82	848	10.3	T-12/30
2014-15	82	733	8.9	T- 9/30
2015-16	82	849	10:21	21/30
2016-17	82	813		(10/30)

## SHORT HANDED GOALS

SEASON	GAMES	FOR (Rank)	AGAINST (Rank)
1993-94	84	8 (T-17/26)	15 (22/26)
1994-95	48	1 (T-24/26)	6 (T-14/26)
1995-96	82	11 (T-12/26)	12 (T-14/26)
1996-97	82	5 (T-23/26)	17 (25/26)
1997-98	82	12 (T-7/26)	16 (T-23/26)
1998-99	82	12 (T-3/27)	11 (T-23/27)
1999-00	82	2 (27/28)	8 (T-14/28)
2000-01	82	8 (T-17/30)	13 (T-26/30)
2001-02	82	8 (T-10/30)	7 (T-12/30)
2002-03	82	7 (T-19/30)	9 (T-20/30)
2003-04	82	7 (T-14/30)	12 (25/30)
2005-06	82	5 (T-27/30)	12 (T-19/30)
2006-07	82	5 (T-24/30)	6 (T-6/30)
2007-08	82	4 (T-24/30)	3 (T-1/30)
2008-09	82	7 (T-16/30)	9 (T-20/30)
2009-10	82	7 (10/30)	8 (22/30)
2010-11	82	4 (26/30)	5 (7/30)
2011-12	82	4 (22/30)	6 (T-15/30)
2012-13	48	4 (T-8/30)	1 (T-3/30)
2013-14	82	8 (T-13/30)	6 (T-7/30)
2014-15	82	1 (30/30)	6 (T-5/30)
2015-16	82	5 (T-11/30)	5 (T-18/30)
2016-17	82	8 (T-8/30)	8 (T-6/30)



# CAREER SCORING

// FLORIDA PANTHERS

## PANTHERS CAREER GOALTENDING

GOALIE	GP	W	L	T	OTL	SA	SAVES	GA	GAA	SO
Roberto Luongo	494	194	214	32	34	15153	13941	1212	2.59	34
John Vanbiesbrouck	268	106	108	43	0	7605	6939	666	2.58	13
Tomas Vokoun	248	101	108	0	30	7902	7290	612	2.57	23
Mark Fitzpatrick	119	43	42	22	0	3051	2756	295	2.71	4
Scott Clemmensen	120	40	39	0	18	3149	2849	300	2.88	3
Trevor Kidd	103	28	50	13	0	2883	2594	289	3.09	3
Ed Belfour	58	27	17	0	10	1550	1398	152	2.77	1
Jose Theodore	68	26	22	0	14	1893	1726	167	2.63	3
Craig Anderson	53	24	14	0	7	1628	1511	117	2.52	5
Sean Burke	66	23	29	14	0	1832	1663	169	2.65	3
Mike Vernon	34	18	13	2	0	1020	937	83	2.47	1
James Reimer	43	18	16	0	5	1222	1124	98	2.53	3
Al Montoya	45	18	14	0	5	1061	963	98	2.53	0
Tim Thomas	40	16	20	0	3	1206	1096	110	2.87	0
Kirk McLean	37	13	12	5	0	934	839	95	2.85	2
Jacob Markstrom	43	11	25	0	5	1206	1083	123	3.21	0
Mikhail Shtalenkov	15	8	4	2	0	369	335	34	2.31	0
Alex Auld	27	7	13	0	5	729	647	82	3.35	1
Dan Ellis	14	4	8	0	1	386	340	46	3.35	1
Jani Hurme	28	4	11	6	0	707	641	66	2.88	1
Steve Shields	16	3	6	1	0	346	304	42	3.44	0
Jamie McLennan	17	2	4	0	2	360	326	34	3.01	0
Wade Flaherty	4	2	1	1	0	148	136	12	2.94	0
Richard Shulmistra	1	1	0	0	0	21	20	1	1	0
Eldon Reddick	2	0	1	0	0	45	37	8	6	0
Kevin Weekes	11	0	5	1	0	247	215	32	3.96	0
Sean Gauthier	0	0	0	0	0	0	0	0	0	0
Alexander Salak	2	0	1	0	0	40	34	6	5.41	0
Chris Mason	0	0	0	0	0	0	0	0	0	0
Andrew Allen	0	0	0	0	0	0	0	0	0	0
Reto Berra	7	0	5	0	0	145	127	18	3.45	0
Brian Foster	1	0	0	0	0	1	1	0	0	0





## PANTHERS CAREER SCORING

NAME	GP	G	A	PTS	PIM	NAME	GP	G	A	PTS	PIM
Olli Jokinen	567	188	231	419	597	Chris Gratton	157	30	44	74	198
Stephen Weiss	654	145	249	394	313	Ivan Novoseltsev	217	29	44	73	106
Scott Mellanby	552	157	197	354	953	Paul Laus	530	14	58	72	1702
Nathan Horton	422	142	153	295	382	Sean Bergenheim	163	41	29	70	122
Viktor Kozlov	414	101	190	291	118	Marcel Goc	161	31	38	69	49
Robert Svehla	573	61	229	290	603	Gary Roberts	108	27	42	69	122
Radek Dvorak	613	113	155	268	216	Bryan Allen	284	14	53	67	341
Rob Niedermayer	518	101	165	266	435	Kris Versteeg	99	27	38	65	66
Pavel Bure	223	152	99	251	134	Bret Hedican	202	17	48	65	169
Ray Whitney	273	97	130	227	109	Joe Nieuwendyk	80	31	33	64	50
Jay Bouwmeester	471	53	150	203	329	Brandon Pirri	122	40	22	62	46
Jonathan Huberdeau	303	68	130	198	149	Scottie Upshall	192	29	33	62	155
Brian Campbell	376	28	147	175	86	Dave Gagner	114	24	38	62	94
Aleksander Barkov	252	73	98	171	44	Keith Ballard	164	14	48	62	160
David Booth	309	87	80	167	127	Kamil Kreps	232	18	42	60	71
Bill Lindsay	506	67	98	165	609	Richard Zednik	124	32	27	59	89
Tomas Fleischmann	262	54	91	145	72	Jason Garrison	190	23	36	59	81
Gord Murphy	410	42	100	142	238	Brett McLean	147	21	35	56	63
Dmitry Kulikov	460	28	110	138	300	Mike Santorelli	166	31	24	55	40
Vincent Trocheck	228	60	77	137	117	Sandis Ozolinsh	88	17	38	55	64
Rostislav Olesz	349	57	75	132	112	Ruslan Salei	147	9	46	55	177
Jussi Jokinen	231	37	95	132	115	Andrei Lomakin	107	20	34	54	32
Nick Bjugstad	280	63	67	130	119	Jaroslav Spacek	157	15	39	54	89
Jaromir Jagr	181	49	81	130	110	Jimmy Hayes	125	30	23	53	38
Jozef Stumpel	199	45	84	129	58	Jonathan Marchessault	75	30	21	51	38
Kristian Huselius	257	58	69	127	62	Oleg Kvasha	146	17	33	50	79
Marcus Nilson	327	48	78	126	193	Steve Reinprecht	111	20	28	48	24
Ray Sheppard	190	61	60	121	33	Kirk Muller	162	13	34	47	107
Tom Fitzgerald	353	54	67	121	281	Jason Woolley	89	10	37	47	52
Stu Barnes	191	49	72	121	94	Terry Carkner	279	6	40	46	293
Johan Garpenlov	265	47	74	121	133	Mike Weaver	246	3	41	44	79
Michael Frolik	213	50	67	117	81	Erik Gudbranson	309	11	32	43	346
Jesse Belanger	180	49	68	117	44	Mike Sillinger	68	17	25	42	60
Dave Lowry	272	50	60	110	178	Peter Worrell	342	16	26	42	1375
Cory Stillman	165	39	70	109	79	Keith Yandle	82	5	36	41	39
Mike Van Ryn	257	25	80	105	220	Derek MacKenzie	228	17	23	40	131
Bryan McCabe	199	28	76	104	152	Bob Kudelski	83	20	19	39	12
Ed Jovanovski	362	33	69	102	619	Dan Boyle	129	10	29	39	5
Jody Hull	281	56	44	100	49	David Nemirovsky	91	16	22	38	42
Brian Skrudland	256	32	67	99	401	Steve Montador	196	10	28	38	260
Shawn Matthias	312	48	49	97	109	Brian Benning	97	7	31	38	125
Aaron Ekblad	227	37	59	96	131	Mikael Samuelsson	85	16	21	37	49
Valeri Bure	132	33	56	89	42	Martin Straka	67	9	26	35	18
Ville Peltonen	207	34	54	88	79	Alex Petrovic	161	3	32	35	236
Reilly Smith	162	40	47	87	48	Dennis Wideman	61	9	24	33	33
Juraj Kolnik	204	40	46	86	72	Len Barrie	76	9	24	33	141
Martin Gelnas	164	31	54	85	116	Marty Reasoner	82	14	18	32	22
Gregory Campbell	363	29	56	85	312	Matt Cullen	86	12	19	31	46
Mark Parrish	154	50	31	81	64	Jason Wiemer	70	11	20	31	178
Niklas Hagman	263	30	50	80	52	Ryan Johnson	164	8	22	30	50
Tomas Kopecky	240	31	48	79	106	Steve Washburn	81	14	15	29	40
Mike Hough	259	27	52	79	185	Per Gustafsson	58	7	22	29	22
Brad Boyes	156	35	39	74	48	Jason Demers	81	9	19	28	53



# CAREER SCORING

// FLORIDA PANTHERS

NAME	GP	G	A	PTS	PIM	NAME	GP	G	A	PTS	PIM
Dave Bolland	78	7	21	28	64	Serge Payer	114	7	5	12	47
Brad Ference	167	4	24	28	432	Anthony Stewart	105	4	8	12	38
Tom Gilbert	73	3	25	28	18	Keith Brown	64	4	8	12	62
Rhett Warrenner	217	4	23	27	297	Ivan Majesky	82	4	8	12	92
Denis Shvidki	76	11	14	25	30	Scott Gomez	46	2	10	12	24
Byron Ritchie	111	10	15	25	137	Jiri Hudler	19	6	5	11	10
Chris Wells	141	7	18	25	134	Igor Larionov	26	5	6	11	10
Colton Sceviour	80	9	15	24	25	Scott Levins	29	5	6	11	69
Jack Skille	99	8	16	24	43	NAME	GP	G	A	PTS	PIM
Greg Adams	60	11	12	23	10	Lance Ward	134	4	7	11	254
Chris Higgins	48	11	12	23	10	Teddy Purcell	15	3	8	11	2
Dino Ciccarelli	42	11	12	23	55	Eric Beaudoin	53	3	8	11	41
Jassen Cullimore	133	5	18	23	75	Todd Simpson	107	2	9	11	276
Lukas Krajicek	90	3	20	23	62	Joe Cirella	83	1	10	11	120
Dennis Seidenberg	62	2	21	23	33	Jeff Norton	51	0	11	11	28
Joel Kwiatkowski	114	9	13	22	106	Denis Malgin	47	6	4	10	8
Geoff Smith	137	6	16	22	82	Thomas Vanek	20	2	8	10	6
Mathieu Biron	91	4	18	22	65	Alexander Godnyuk	26	0	10	10	35
Kevyn Adams	56	7	14	21	30	Magnus Johansson	27	0	10	10	14
Nick Boynton	68	5	16	21	91	Darcy Hordichuk	124	4	5	9	249
Dylan Olsen	96	5	16	21	30	Mike Foligno	39	4	5	9	49
Mike Wilson	83	4	17	21	60	Wojtek Wolski	22	4	5	9	0
Anders Eriksson	60	0	21	21	28	Krys Barch	96	2	7	9	190
Evgeny Dadonov	55	10	10	20	16	TJ Brennan	19	2	7	9	2
Michal Repik	72	9	11	20	36	Nick Tarnasky	65	2	7	9	118
Drew Shore	67	8	12	20	22	Esa Tikkanen	28	1	8	9	16
Jaroslav Bednar	65	6	14	20	18	Alex Hicks	59	1	8	9	62
Sean Hill	78	2	18	20	80	Pierre Dagenais	35	7	1	8	8
Andreas Lilja	135	7	12	19	146	Bill Thomas	31	5	3	8	6
Karlis Skrastins	97	5	14	19	42	Greg McKegg	46	5	3	8	13
Pavel Trnka	89	3	16	19	75	Stephane Matteau	52	4	4	8	27
Jon Sim	33	10	8	18	26	Randy Gilhen	20	4	4	8	16
Jesse Winchester	52	9	9	18	38	Matt Bradley	45	3	5	8	31
Jordan Leopold	61	7	11	18	22	Evgeny Davydov	21	2	6	8	8
Magnus Svensson	46	4	14	18	31	Steven Kampf	73	2	6	8	42
Cory Murphy	54	2	16	18	24	Logan Shaw	53	5	2	7	13
Quinton Howden	92	10	7	17	30	Vaclav Nedorost	32	4	3	7	12
Peter Mueller	43	8	9	17	18	Corban Knight	20	2	5	7	4
Dominic Moore	48	8	9	17	35	Michael Sgarbossa	29	2	5	7	9
Michael Matheson	84	7	10	17	38	Niclas Bergfors	20	1	6	7	2
Branislav Mezei	174	4	13	17	246	Todd Bertuzzi	7	1	6	7	13
Mark Pysyk	82	4	13	17	10	Tyson Strachan	53	1	6	7	45
Keaton Ellerby	125	2	15	17	70	Jared McCann	29	1	6	7	4
Filip Kuba	62	2	15	17	26	Darren Van Impe	36	1	6	7	31
Cameron Stewart	65	9	7	16	30	Alexei Semenov	39	1	6	7	49
Vinny Prospal	34	4	12	16	10	Dmitry Yushkevich	23	1	6	7	14
Lyle Odelein	82	4	12	16	88	Rocco Grimaldi	27	4	2	6	6
Greg Hawgood	33	2	14	16	9	Victor Oreskovich	50	2	4	6	26
Steve Bernier	68	5	10	15	21	Jerred Smithson	51	2	4	6	14
Willie Mitchell	112	4	11	15	43	Igor Ulanov	70	1	5	6	50
Shawn Thornton	146	4	10	14	197	Jakub Kindl	58	0	6	6	32
Sergei Samsonov	20	3	11	14	2	Joey Tetarenko	69	4	1	5	171
Donald Audette	28	6	7	13	22	Marco Sturm	42	3	2	5	23
Lance Pitlick	165	5	8	13	98	Clay Wilson	17	3	2	5	6
Brent Severyn	76	5	8	13	193	Alex Kovalev	14	2	3	5	6



NAME	GP	G	A	PTS	PIM	NAME	GP	G	A	PTS	PIM
Connor Brickley	23	1	4	5	14	Eric Cairns	23	0	1	1	37
Seth Griffith	21	0	5	5	8	Jeff Greenlaw	4	0	1	1	2
Christian Berglund	10	3	1	4	10	Martin Lojek	5	0	1	1	0
Jeff Toms	8	2	2	4	4	Alexander Sulzer	9	0	1	1	0
Ville Koistinen	17	1	3	4	8	Lee Goren	2	0	1	1	0
John Madden	31	3	0	3	4	Mark Cullen	6	0	1	1	2
Kyle Rau	33	2	1	3	6	Steve MacIntyre	18	0	1	1	17
Noah Welch	29	2	1	3	20	Joey Crabb	9	0	1	1	7
Richard Jackman	22	2	1	3	16	Gregory Jacina	14	0	1	1	6
Shane Harper	14	2	1	3	18	David Brine	9	0	1	1	4
Brad Smyth	15	2	1	3	6	Mikhail Yakubov	13	0	1	1	4
Ryan Carter	19	2	1	3	28	Patrick Rissmiller	9	0	1	1	0
Drew Larman	22	2	1	3	4	Ian McCoshen	3	0	1	1	0
John Jakopin	82	1	2	3	92	Eric Selleck	2	0	1	1	17
Gilbert Dionne	5	1	2	3	0	Wade Belak	32	0	0	0	37
Janis Sprukts	14	1	2	3	2	Craig Martin	1	0	0	0	5
Tim Kennedy	33	1	2	3	4	Mike Casselman	3	0	0	0	0
Kenndal McArdle	33	1	2	3	47	Dwayne Hay	15	0	0	0	2
Gaetan Duchesne	13	1	2	3	0	Matthew Herr	3	0	0	0	0
Paul Thompson	21	0	3	3	22	Jeff Daniels	10	0	0	0	0
Craig MacDonald	34	0	3	3	25	Mike Mottau	8	0	0	0	4
Randy Moller	17	0	3	3	16	Craig Fisher	4	0	0	0	0
Colby Robak	42	0	3	3	25	Brent Regner	7	0	0	0	4
Eric Messier	21	0	3	3	16	Paul Brousseau	1	0	0	0	0
Brett Harkins	8	0	3	3	6	Nolan Yonkman	8	0	0	0	11
Peter Andersson	8	1	1	2	0	Michael Caruso	2	0	0	0	0
Patrick Lebeau	4	1	1	2	4	Ty Jones	6	0	0	0	7
Jason Podollan	19	1	1	2	4	John McFarland	3	0	0	0	0
Matt Gilroy	16	1	1	2	6	Stefan Meyer	4	0	0	0	0
Jeff Taffe	21	1	1	2	4	Jamie Rivers	1	0	0	0	2
Byron Bitz	7	1	1	2	2	Ryan Whitney	7	0	0	0	6
Rob Globke	46	1	1	2	8	David Morisset	4	0	0	0	5
Tanner Glass	44	1	1	2	46	Kyle Rossiter	9	0	0	0	9
George Parros	39	1	1	2	57	Grant McNeill	3	0	0	0	5
Peter Ratchuk	32	1	1	2	10	Dave Duerden	2	0	0	0	0
Dallas Eakins	41	0	2	2	79	Jamie Allison	7	0	0	0	11
Yan Golubovskiy	6	0	2	2	2	Jamie Linden	4	0	0	0	17
Ryan Jardine	8	0	2	2	2	Garrett Wilson	34	0	0	0	24
Brad Norton	22	0	2	2	45	Herbert Vasiljevs	5	0	0	0	2
Steve Eminger	9	1	0	1	6	Chris Allen	2	0	0	0	2
Greg Smyth	12	1	0	1	37	Eric Boguniecki	4	0	0	0	2
Josh Olson	5	1	0	1	0	Jon Matsumoto	1	0	0	0	0
Greg Rallo	11	1	0	1	2	Kristian Kudroc	2	0	0	0	2
Kamil Piroso	3	1	0	1	0	Rocky Thompson	10	0	0	0	31
Jamie Leach	2	1	0	1	0	Garth Murray	6	0	0	0	19
Andrei Podkonicky	6	1	0	1	2	Alexander Karpovtsev	6	0	0	0	4
Dylan McIlraith	5	1	0	1	10	Jonathan Rheault	5	0	0	0	0
Scott Timmins	24	1	0	1	12	Viacheslav Butsayev	1	0	0	0	2
Shane O'Brien	9	0	1	1	5	David Tomlinson	5	0	0	0	0
Mike Green	11	0	1	1	2	Jonathan Racine	1	0	0	0	2
Bobby Butler	2	0	1	1	2	Petr Taticek	3	0	0	0	0
Igor Kravchuk	7	0	1	1	4	Bracken Kearns	5	0	0	0	10
Joe Callahan	27	0	1	1	12	Douglas Barrault	2	0	0	0	0
Stephane Richer	3	0	1	1	2	David Emma	6	0	0	0	0
Jeff Ware	6	0	1	1	6	Jim Campbell	1	0	0	0	0



# CAREER SCORING

// FLORIDA PANTHERS

NAME	GP	G	A	PTS	PIM
Nick Smith	15	0	0	0	0
Hugh Jessiman	2	0	0	0	5
MacKenzie Weegar	3	0	0	0	4
Craig Ferguson	6	0	0	0	0
Mike Duco	12	0	0	0	60

# TEAM RECORDS (PERIOD)



## // FLORIDA PANTHERS

### MOST

- GOALS – 6 – (2nd per.) vs. Boston (4/5/00)
- GOALS AGAINST – 6 – (Three times) Last: (3rd per.) at Carolina (1/11/07)
- GOALS BOTH TEAMS – 7 – (Seven times) Last: (2nd per.) vs Pittsburgh (2/26/13)
- PENALTY MINUTES – 120 – (3rd pd.) vs. Philadelphia (10/13/01)
- PENALTY MINUTES BY OPPONENT – 89 – (3rd per.) at Pittsburgh (2/6/03)
- PENALTY MINUTES BY BOTH TEAMS – 196 – (3rd per.) vs. Philadelphia (10/13/01)
- SHOTS ON GOAL AT HOME – 28 – (2nd per.) vs. Washington (10/20/05)
- SHOTS ON GOAL ON ROAD – 24 – (3rd per.) at Colorado (3/3/16)
- SHOTS AGAINST AT HOME – 28 – (1st per.) vs. NY Islanders (3/17/04)
- SHOTS AGAINST ON ROAD – 29 – (two times) Last: (3rd per.) at San Jose (3/18/14)
- POWER-PLAY GOALS – 4 – (1st per.) vs. Ottawa (12/9/98)
- POWER-PLAY GOALS AGAINST – 3 – (Twice) (3rd per.) at Montreal (3/9/98)
- SHORT-HANDED GOALS – 2 – (2X) Last: (1st per.) at NY Rangers (12/12/97)
- SHORT-HANDED GOALS AGAINST – 2 – (4X) Last: (2nd per.) at Buffalo (3/19/98)

### FEWEST

- SHOTS ON GOAL – 0 – (6X) Last: (3rd.) vs. Washington (3/17/09)
- SHOTS ON GOAL AGAINST – 0 – (2X) (2nd per.) at Edmonton (10/20/01) and (1st per.) vs. Los Angeles (10/28/97)

### FASTEST

- OPENING GOAL - :10 – (2X) Aleksander Barkov at Montreal (4/5/16), Johan Garpenlov at Colorado (10/17/96)
- OPENING GOAL AGAINST - :10 – Mike Knuble vs. Boston (2/14/03)
- OPENING GOAL, HOME - :15 – Mike Hough vs. Pittsburgh (3/28/96)
- OPENING GOAL AGAINST, HOME - :10 – Mike Knuble vs. Boston (2/14/03)
- GOAL FROM START OF PERIOD - :10 – (3X) Last: Aleksander Barkov (1st per.) at Montreal (4/5/16)
- GOAL FROM START OF PERIOD AGAINST - :09 – Ruslan Fedotenko (2nd per.) vs. Tampa Bay (3/20/06)
- OVERTIME GOAL - :22 – Nathan Horton at Boston (3/4/08)
- OVERTIME GOAL AGAINST - :15 – Mikko Koivu at Minnesota (3/29/12)
- TWO GOALS SCORED BY ONE PLAYER - :07 – Viktor Kozlov (2nd per.) vs. Montreal (2/10/04)
- TWO GOALS AGAINST BY ONE PLAYER - :17 – Mike Knuble (1st per.) vs. Boston (2/14/03)
- TWO GOALS - :07 – Viktor Kozlov, 1:43 and 1:50 (2nd per.) vs. Montreal (2/10/04)
- TWO GOALS AGAINST - :12 – Chris Drury (8:46) and Ryan Callahan (8:58) at NY Rangers (10/4/07)
- THREE GOALS - 1:17 – Viktor Kozlov, 18:09, Mark Parrish, 18:29 and Pavel Bure, 19:26 (3rd per.) vs. Los Angeles (10/6/99)
- THREE GOALS AGAINST - 1:00 – Kevin Lowe, 16:52, Tony Amonte, 17:12 and Adam Graves, 17:52 (2nd per.) vs. NY Rangers (11/16/93)



# TEAM RECORDS (GAME)

// FLORIDA PANTHERS

## MOST

DECISIVE WIN AT HOME – 7-0 – vs. Chicago (3/25/17)

DECISIVE WIN ON ROAD – 8-0 – at Toronto (2/5/08)

DECISIVE SHUTOUT WIN AT HOME – 7-0 – vs. Chicago (3/25/17)

DECISIVE SHUTOUT WIN ON ROAD – 8-0 – at Toronto (2/5/08)

DECISIVE LOSS AT HOME – 7-0 – vs. Los Angeles (2/3/07)

DECISIVE LOSS ON ROAD – 12-2 – at Washington (1/11/03)

DECISIVE SHUTOUT LOSS AT HOME – 7-0 – vs. Los Angeles (2/03/07)

DECISIVE SHUTOUT LOSS ON ROAD – 8-0 – at Boston (12/23/11)

GOALS – 10 – vs. Boston (11/26/97), 10-5 (W)

GOALS AT HOME – 10 – vs. Boston (11/26/97), 10-5 (W)

GOALS ON ROAD – 8 – at Toronto (2/5/08), 8-0 (W) and at Tampa Bay (2/28/06), 8-2 (W)

GOALS BOTH TEAMS – 15 – vs. Boston (11/26/97), 10-5 (W)

GOALS AGAINST – 12 – at Washington (1/11/03), 12-2 (L)

GOALS AGAINST AT HOME – 8 – vs. Chicago (3/15/98), 8-4 (L)

GOALS AGAINST ON ROAD – 12 – at Washington (1/11/03), 12-2 (L)

PENALTY MINUTES – 128 – vs. Philadelphia (10/13/01), 5-2 (L)

PENALTY MINUTES BY OPPONENT – 101 – at Pittsburgh (2/6/03), 6-0 (W)

PENALTY MINUTES BY BOTH TEAMS – 214 – vs. Philadelphia (10/13/01), FLA-128, PHI-86, 5-2 (L)

PENALTIES – 24 – (128 PIM) vs. Philadelphia (10/13/01), 5-2 (L)

PENALTIES BY OPPONENT – 22 – (2X), (101 PIM) at Pittsburgh (2/6/03), 6-0 (W) and (83 PIM) at Tampa Bay (3/21/98), 5-1 (L)

POWER-PLAY GOALS – 5 – (3X) vs. Tampa Bay (10/17/11), 7-4 (W), vs. Ottawa (12/9/98), 6-5 (W) and vs. NY Rangers (10/25/96), 6-4 (W)

POWER-PLAY GOALS AGAINST – 5 – (3X), Last: vs. Atlanta (10/23/06)

POWER-PLAY OPPORTUNITIES – 11 – (4X) Last: vs. NY Islanders (10/10/05)

POWER-PLAY OPPORTUNITIES, OPPONENT – 12 – (2X) at Washington (12/3/09), 6-2 (L) (3 of 12) & at Chicago (10/30/02), 4-1 (L) (1 of 12)

SHORT-HANDED GOALS – 2 – (5X) Last: at Atlanta (11/19/02), 4-3 (OTL)

SHORT-HANDED GOALS AGAINST – 3 – (2X) at Ottawa (11/18/00), 5-2 (L) and at Buffalo (3/19/98), 6-1 (L)

SHOTS ON GOAL – 55 – vs. Atlanta (11/3/10)

SHOTS ON GOAL AT HOME – 55 – vs. Atlanta (11/3/10)

SHOTS ON GOAL ON ROAD – 48 – (2X) at Atlanta (4/10/02) and at Boston (3/27/06)

SHOTS ON GOAL BOTH TEAMS – 97 – vs. Washington (4/15/06)

SHOTS AGAINST – 60 – vs. Detroit (2/27/02), 3-2 (OTL)

SHOTS AGAINST AT HOME – 60 – vs. Detroit (2/27/02), 3-2 (OTL)

SHOTS AGAINST ON ROAD – 55 – at Chicago (10/2/09) & at Washington (12/18/05)



## FEWEST

PENALTY MINUTES – 0 – (8X) Last: vs. Arizona (3/23/17), 3-1 W

PENALTY MINUTES BY AN OPPONENT – 0 – (2X) vs. Arizona (3/23/17), 3-1 W

PENALTY MINUTES BY BOTH TEAMS – 2 – (2X) vs. Arizona (3/23/17), 3-1 W

SHOTS ON GOAL – 11 – (2X) at Ottawa (4/12/99), 2-0 (W), at Washington (11/3/95), 3-2 (W)

SHOTS ON GOAL AT HOME – 13 – vs. Calgary (2/5/10), 2-1 (L)

SHOTS ON GOAL ON ROAD – 11 – (2X), at Ottawa (4/12/99), 2-0 (W), at Washington (11/3/95), 3-2 (W)

SHOTS ON GOAL BOTH TEAMS – 34 – vs. Ottawa, FLA-17, OTT-17 (1/22/03), 2-1 (L)

SHOTS AGAINST – 11 – at Minnesota (3/9/10) 3-2 (SOW)

SHOTS AGAINST AT HOME – 12 – vs. Los Angeles (10/28/97), 2-2 (T)

SHOTS AGAINST ON ROAD – 11 – at Minnesota (3/9/10) 3-2 (SOW)



# TEAM RECORDS (SEASON)

// FLORIDA PANTHERS

## MOST

GOALS – 254 (1995-96)  
ASSISTS – 435 (1995-96)  
POINTS (GOALS/ASSISTS) – 688 (1995-96)  
PENALTY MINUTES – 1994 (30th NHL), 82 GP, 24.3 Avg. (2001-02)  
GOALS AT HOME – 137 (1995-96)  
GOALS ON ROAD – 118 (1993-94 and 2008-09)  
GOALS AGAINST – 262 (2013-14)  
GOALS AGAINST AT HOME – 135 (1997-98)  
GOALS AGAINST ON ROAD – 143 (2013-14)  
POINTS IN STANDINGS – 103 (2015-16)  
POINTS IN STANDINGS AT HOME – 58 (1999-00)  
POINTS IN STANDINGS ON ROAD – 48 (2015-16)  
POWER-PLAY GOALS – 81 (1995-96)  
POWER-PLAY GOALS AGAINST – 91 (2005-06)  
SHORT-HANDED GOALS – 12 (1997-98 and 1998-99)  
SHORT-HANDED GOALS AGAINST – 17 (1996-97)  
SHUTOUTS – 9 (2008-09)  
SHUTOUTS AT HOME – 6 (2008-09)  
SHUTOUTS ON ROAD – 4 (2002-03, 2007-08 and 2009-10)  
SHUTOUTS AGAINST – 10 (1998-99, 2001-02, and 2006-07)  
SHUTOUTS AGAINST AT HOME – 5 (1998-99 and 2001-02)  
SHUTOUTS AGAINST ON ROAD – 7 (2006-07)  
WINS – 47 (2015-16)  
WINS AT HOME – 26 (1999-00)  
WINS ON ROAD – 22 (2015-16)  
LOSSES – 45 (2013-14)  
LOSSES AT HOME – 24 (1997-98)  
LOSSES ON ROAD – 25 - (2013-14)  
TIES – 19 (1996-97)  
TIES AT HOME – 9 (1993-94)  
TIES ON ROAD – 11 (1996-97 and 1998-99)  
OVERTIME LOSSES – 18 (2011-12)





## FEWEST

GOALS – 109 (2012-13)  
ASSISTS – 172 (2012-13)  
POINTS (GOALS/ASSISTS) – 281 (2012-13)  
PENALTY MINUTES – 716 (1st NHL), 82 GP, 8.7 Avg. (2010-11)  
GOALS AT HOME – 60 (1994-95)  
GOALS ON ROAD – 45 (2012-13)  
GOALS AGAINST – 127 (1994-95)  
GOALS AGAINST AT HOME – 60 (1994-95)  
GOALS AGAINST ON ROAD – 62 (1994-95)  
POINTS IN STANDINGS – 36 (2012-13)  
POINTS IN STANDINGS AT HOME – 21 (1994-95 & 2012-13)  
POINTS IN STANDINGS ON ROAD – 15 (2012-13)  
POWER-PLAY GOALS – 27 (2013-14)  
POWER-PLAY GOALS AGAINST – 32 (1994-95)  
SHORT-HANDED GOALS – 1 (2011-12, 2014-15)  
SHORT-HANDED GOALS AGAINST – 1 (2011-12)  
SHUTOUTS – 0 (2012-13)  
SHUTOUTS AT HOME – 0 (2006-07)  
SHUTOUTS ON ROAD – 0 (1995-96 and 1999-00)  
SHUTOUTS AGAINST – 1 (1993-94)  
SHUTOUTS AGAINST AT HOME – 0 (1993-94 and 1999-00)  
SHUTOUTS AGAINST ON ROAD – 1 (1993-94, 2008-09 and 2014-15)  
WINS – 15 (2012-13)  
WINS AT HOME – 8 (2002-03 & 2012-13)  
WINS ON ROAD – 7 (2012-13)  
LOSSES – 22 (1994-95)  
LOSSES AT HOME – 11 (2005-06, 2012-13 & 2015-16)  
LOSSES ON ROAD – 10 (1994-95)  
TIES – 6 (1994-95 and 1999-00)  
TIES AT HOME – 3 (1994-95)  
TIES ON ROAD – 2 (1999-00)



# TEAM RECORDS (STREAKS)

// FLORIDA PANTHERS

## LONGEST

WIN STREAK – 12 GAMES – (12/15/15 - 1/10/16)

WIN STREAK AT HOME – 7 GAMES – (12/10/15 - 1/3/16)

WIN STREAK ON ROAD – 6 GAMES – (12/15/15 - 1/10/16)

WIN STREAK VS. A SINGLE TEAM – 12 GAMES – vs. Pittsburgh (4/3/02 – 3/29/06)

WIN STREAK AT HOME VS. A SINGLE TEAM – 8 GAMES – vs NY Islanders (3/17/07-10/23/10)

WIN STREAK ON ROAD VS. A SINGLE TEAM – 5 GAMES – at Tampa Bay (11/27/98 – 3/10/00) and at Ottawa (11/11/93 - 10/28/95)

LOSING STREAK – 13 GAMES – (2/7-3/23/98)

LOSING STREAK AT HOME – 6 GAMES – (2/25-3/23/98)

LOSING STREAK ON ROAD – 13 GAMES – (10/27-12/17/05)

LOSING STREAK VS. A SINGLE TEAM – 8 GAMES VS. BOSTON (2/24/13 – 3/9/14)

LOSING STREAK AT HOME VS. A SINGLE TEAM – 9 GAMES – vs. New Jersey (10/25/00 – 1/27/06)

LOSING STREAK ON ROAD VS. A SINGLE TEAM – 13 GAMES – at Carolina (2/16/04 – 2/16/08)

TIE STREAK – 3 GAMES – (11/20-11/24/02, 4/6-4/10/02 and 1/5-1/8/99, 2/3-2/7/97)

TIE STREAK AT HOME – 2 GAMES – (12/13-12/18/03, 3/9-3/13/02, 3/21-3/23/94 and 10/17-10/19/93)

TIE STREAK ON ROAD – 3 GAMES – (4/6-4/10/02, 1/5-1/8/99, 4/11-4/18/98, 2/3-2/7/97 and 1/10-1/22/96)

TIE STREAK VS. A SINGLE TEAM – 5 GAMES – vs. San Jose (10/16/96 – 2/15/99)

TIE STREAK AT HOME VS. A SINGLE TEAM – 3 GAMES – vs. NY Islanders (2/4/02 – present), vs. Carolina (12/5/98 – 3/6/99) and vs. San Jose (2/25/97 – 2/15/99)

TIE STREAK ON ROAD VS. A SINGLE TEAM – 3 GAMES – at Atlanta (3/3/01 - 4/10/02), at Vancouver (1/14/97 – 1/8/99) and at Detroit (2/26/99 – 12/15/07)

CONSECUTIVE GAMES STREAK WITHOUT A TIE – 23 GAMES – (10/30/01 – 12/22/01)

UNBEATEN STREAK – 12 GAMES – 8-0-4 (10/5-10/30/96)

UNBEATEN STREAK AT HOME – 8 GAMES – 7-0-1 (11/5-11/26/95) UNBEATEN STREAK ON ROAD – 7 GAMES – 5-0-2 (12/7-12/29/93) and 4-0-3 (10/5-10/29/96)

UNBEATEN STREAK VS. A SINGLE TEAM – 11 GAMES – (10-0-1) vs. Ottawa (10/14/93 –3/19/96) and (9-0-2) vs. Tampa Bay (4/18/98 – 4/1/00)

UNBEATEN STREAK AT HOME VS. A SINGLE TEAM – 12 GAMES – (10-0-2) vs. Tampa Bay (1/25/97 – 1/27/01)

UNBEATEN STREAK ON ROAD VS. A SINGLE TEAM – 7 GAMES – (4-0-3) at Philadelphia (4/7/94 – 10/27/96)

WINLESS STREAK –15 GAMES – (0-14-1) from 2/1-3/23/98

WINLESS STREAK AT HOME – 13 GAMES – (0-10-2-1) from 2/5-3/24/03

WINLESS STREAK ON ROAD – 16 GAMES – (0-12-4) from 1/2-3/21/98

WINLESS STREAK VS. A SINGLE TEAM – 12 GAMES – (0-8-5) vs. Detroit (2/16/97 –12/15/03)

WINLESS STREAK AT HOME VS. A SINGLE TEAM – 10 GAMES VS. PHILADELPHIA (0–7–3, 12/27/00 – 3/15/06)

WINLESS STREAK ON ROAD VS. A SINGLE TEAM – 15 GAMES VS. CAROLINA (0–13–2, 1/24/03 – 2/16/08)

CONSECUTIVE SHUTOUT STREAK – 2 GAMES – 3/2-3/4/08, 12/21-12/23/08, 2/23-2/25/04, 1/15-1/18/03, 4/8/17-4/9/17

CONSECUTIVE SHUTOUTS AGAINST STREAK – 3 GAMES – (11/25 – 11/30/06)

CONSECUTIVE GAMES STREAK WITHOUT BEING SHUT OUT – 79 GAMES – (12/2/93 – 2/25/95)

CONSECUTIVE GAMES STREAK ALLOWING AT LEAST ONE GOAL: 124 (3/13/12 – 3/4/14)

CONSECUTIVE SHUTOUT MINUTES – 182:37 – Roberto Luongo (2/21-2/27/04)

# TEAM RECORDS (PERIOD)

## // FLORIDA PANTHERS



### MOST

GOALS – 3 – (3X) Steven Reinprecht (1st per.) at Dallas (10/30/09), Pavel Bure (3rd per.) at Phoenix (12/8/99) and (3rd per.) vs. Tampa Bay (1/1/00)

GOALS AGAINST – 3 – Mikael Renberg (3rd per.) at Tampa Bay (3/21/98)

ASSISTS – 3 – (5X) Bryan McCabe (2nd per.) vs. Philadelphia (3/3/10), Nathan Horton (1st per.) at Dallas (10/30/09) and (2nd per.) at Tampa Bay (1/17/09), Ray Whitney (1st per.) at New Jersey (10/30/00) and Scott Mellanby (3rd per.) vs. Toronto (1/13/99)

ASSISTS AGAINST – 3 – (Several times) Last: Brendan Gallagher at Montreal (3/30/17)

POINTS – 3 – (Several times) Last: Aleksander Barkov (1-2-3) & Jonathan Huberdeau (1-2-3) vs. Chicago (3/25/17)

POINTS AGAINST – 4 (2-2-4) – Jaromir Jagr (2nd per.) at Washington (1/11/03), Peter Forsberg (3rd per.) vs. Colorado (3/3/99) and Paul Kariya (1st per.) at Anaheim (1/21/98)

POWER-PLAY GOALS – 2 – Several times. MR: Richard Zednik (2/5/08) at Toronto (8-0 W)

POWER-PLAY GOALS AGAINST – 2 – Several times. MR: Mariusz Czerkawski (2nd per.) at NY Islanders (4/9/00)

SHORT-HANDED GOALS – 2 – Radek Dvorak (1st per.) at NY Rangers (12/12/97)

SHORT-HANDED GOALS AGAINST – 2 – Alexei Zhitnik (2nd per.) at Buffalo (3/19/98)

PENALTY MINUTES – 32 – Joey Tetarenko (2nd per.) vs. Atlanta (1/19/02)

PENALTY MINUTES AGAINST – 34 – Darcy Tucker (3rd per.) at Tampa Bay (12/27/99)

SHOTS ON GOAL – 9 – Pavel Bure (1st per.) vs. Pittsburgh (3/16/01)



# INDIV. RECORDS (GAME)

// FLORIDA PANTHERS

## MOST

GOALS – 4 – Pavel Bure at Atlanta (2/10/01) and vs. Tampa Bay (1/1/00), and Mark Parrish at Chicago (10/30/98)

GOALS AGAINST – 4 – (6X) Last: Mathieu Perreault (1/13/15)

ASSISTS – 4 – (8X) Last: Thomas Vanek vs. Toronto Maple Leafs (3/14/17)

ASSISTS AGAINST – 5 – Joe Thornton vs. Boston (12/28/01)

POINTS – 6 – Olli Jokinen (2-4-6) vs. NY Islanders (3-17-07)

POINTS AGAINST – 7 – Jaromir Jagr (3-4-7) at Washington (1/11/03)

POWER-PLAY GOALS – 3 – Richard Zednik at Toronto (2/5/08)

POWER-PLAY GOALS AGAINST – 3 – Pascal Rheaume vs. Atlanta (1/19/02)

SHORT-HANDED GOALS – 2 – (3X) Last: Olli Jokinen at Atlanta (11/19/02)

SHORT-HANDED GOALS AGAINST – 2 – (3X) Last: Marian Hossa at Ottawa (11/18/00)

SHOTS ON GOAL – 14 – Pavel Bure at Atlanta (2/10/01) & David Booth vs Boston (10/18/10)

SHOTS AGAINST – 12 – Nelson Emerson vs. Winnipeg (at Hamilton, 2/22/94)

PENALTY MINUTES – 37 – Joey Tetarenko vs. Atlanta (1/19/02)

PENALTY MINUTES BY OPPONENT – 34 – Darcy Tucker at Tampa Bay (12/27/99)

BEST PLUS/MINUS – +6 – Terry Carkner and Robert Svehla vs. Boston (11/26/97)

## BY DEFENSEMAN

GOALS – 2 – Several times. Last: Michael Matheson vs. Ottawa (1/31/17)

ASSISTS – 4 – (2X) Brian Campbell (11/17/11) at Tampa Bay and Bryan McCabe vs Tampa Bay (10/16/10)

POINTS – 4 – (4X) Brian Campbell (11/17/11) at Tampa Bay, Bryan McCabe (1-3-4) vs Philadelphia (3/3/10) and at Washington (3/1/09) and Bret Hedican (2-2-4) vs. Toronto (12/29/01)

PENALTY MINUTES – 30 – Paul Laus vs. Washington (1/19/94 and 3/16/95)

# INDIV. RECORDS (SEASON)



## // FLORIDA PANTHERS

### MOST

GAMES PLAYED – 84 – Bill Lindsay and Gord Murphy (1993-94)

GOALS – 59 – Pavel Bure (2000-01)

ASSISTS – 53 – Viktor Kozlov (1999-00)

POINTS – 94 – Pavel Bure (1999-00)

PENALTY MINUTES – 354 – Peter Worrell (2001-02)

POWER-PLAY GOALS – 19 – (2X) Pavel Bure (2000-01) and Scott Mellanby (1995-96)

SHORT-HANDED GOALS – 6 – Tom Fitzgerald (1995-96)

GAME-WINNING GOALS – 14 – Pavel Bure (1999-00)

SHOTS ON GOAL – 384 – Pavel Bure (2000-01)

HAT TRICKS – 4 – Pavel Bure (2000-01 and 1999-00)

GOALS BY A DEFENSEMAN – 16 – Jason Garrison (2011-2012)

ASSISTS BY A DEFENSEMAN – 49 – (2X) Brian Campbell (2011-12) and Robert Svehla (1995-96)

POINTS BY A DEFENSEMAN – 57 – Robert Svehla (1995-96)

PENALTY MINUTES BY A DEFENSEMAN – 313 – Paul Laus (1996-97)

POWER-PLAY GOALS BY A DEFENSEMAN – 9 – (3X) Jason Garrison (2011-2012), Jay Bouwmeester (2008-09), Gord Murphy (1993-94)

SHORT-HANDED GOALS BY A DEFENSEMAN – 1 – (6X) MR: Bryan Allen (2009-10)

GAME-WINNING GOALS BY A DEFENSEMAN – 4 – (3X) Aaron Ekblad (2014-15, 2015-16) and Jaroslav Spacek (1999-00)

SHOTS ON GOAL BY A DEFENSEMAN – 182 – (7X) Last: Aaron Ekblad (2016-17)

GAMES BY A ROOKIE – 82 – Jay Bouwmeester (2002-03)

GOALS BY A ROOKIE – 24 – Mark Parrish (1998-99)

ASSISTS BY A ROOKIE – 33 – Jesse Belanger (1993-94)

POINTS BY A ROOKIE – 50 – Jesse Belanger (1993-94)

PENALTY MINUTES BY A ROOKIE – 258 – Peter Worrell (1998-99)

POWER-PLAY GOALS BY A ROOKIE – 11 – Jesse Belanger (1993-94)

SHORT-HANDED GOALS BY A ROOKIE – 1 – (6X) MR: Rostislav Olesz (2005-06)

GAME-WINNING GOALS BY A ROOKIE – 5 – Mark Parrish (1998-99)

SHOTS ON GOAL BY A ROOKIE – 185 – Nick Bjugstad (2013-14)

SHOOTOUT GOALS – 7 – Aleksander Barkov (2016-17)

GAME-DECIDING GOALS – 3 – Aleksander Barkov (2015-16, 2016-17)



# INDIV. RECORDS (STREAKS)

// FLORIDA PANTHERS

## LONGEST

GAMES PLAYED – 376 – Brian Campbell (10/8/11 - 4/9/16)

GOAL STREAK – 7 GAMES – Pavel Bure (13 goals from 3/11-3/23/01)

ASSIST STREAK – 8 GAMES – Olli Jokinen (8 assists from 12/17/05 - 1/1/06)

POINTS STREAK – 13 GAMES – Pavel Bure (12-9-21 from 3/10-4/5/00)

GAME-WINNING GOAL STREAK – 3 GAMES – (2X) Aleksander Barkov (3/31-4/4/16) and Pavel Bure (12/15-12/18/99)

## PERIOD

MOST GOALS ALLOWED – 6 – John Vanbiesbrouck (1st pd.) vs. Chicago (3/15/98) and Sean Burke (3rd pd.) vs. Colorado (3/3/99)

MOST GOALS ALLOWED BY OPPONENT – 5 – John Grahame (2nd pd.) vs. Boston (4/5/00)

MOST SHOTS FACED – 29 – Craig Anderson (2nd pd.) at NY Islanders (3/2/08)

MOST SHOTS FACED BY OPPONENT – 28 – Olaf Kolzig (2nd pd.) vs. Washington (10/28/06)

MOST SAVES – 29 – Craig Anderson (2nd pd.) at NY Islanders (3/2/08)

MOST SAVES BY OPPONENT – 26 – Olaf Kolzig (2nd pd.) vs. Washington (10/18/05)

## GAME

MOST GOALS ALLOWED – 8 – Jani Hurme at Washington (1/11/03)

MOST GOALS ALLOWED BY OPPONENT – 7 – (4X) Last: Jose Theodore vs Washington (4/11/09)

MOST SHOTS FACED – 60 – Roberto Luongo vs. Detroit (2/27/02)

MOST SHOTS FACED BY OPPONENT – 52 –  
Kelly Hrudey vs. Los Angeles (10/19/93)

MOST SAVES – 57 – Roberto Luongo vs. Detroit (2/27/02)

MOST SAVES BY OPPONENT – 50 – Kelly Hrudey vs. Los Angeles (10/19/93)

MOST PENALTIES – 2 – John Vanbiesbrouck (12 PIM) at Hartford (11/27/93) and Sean Burke (15 PIM) at Buffalo (4/9/99)

MOST PENALTY MINUTES – 15 – Sean Burke at Buffalo (4/9/99)

MOST POINTS – 1 – Several times. Last: Roberto Luongo at Toronto (10/27/16)

# GOALTENDING RECORDS

## // FLORIDA PANTHERS



### SEASON

**MOST WINS** – 35 – Roberto Luongo (2005-06 & 2015-16)

**MOST LOSSES** – 34 – Roberto Luongo (2002-03)

**MOST TIES** – 14 – Roberto Luongo (2003-04) and Sean Burke (1998-99)

**MOST SAVES** – 2,303 – Roberto Luongo (2003-04)

**MOST GAMES PLAYED** – 75 – Roberto Luongo (2005-06)

**MOST MINUTES PLAYED** – 4,304 – Roberto Luongo (2005-06)

**MOST SHOTS FACED** – 2,488 – Roberto Luongo (2005-06)

**LOWEST GAA (MIN. 20 GP)** – 2.29 – John Vanbiesbrouck (1996-97)

**HIGHEST SAVE PCT. (MIN. 20 GP)** – .931 – Roberto Luongo (2003-04)

**SHUTOUTS** – 7 – Roberto Luongo (2003-04) and Tomas Vokoun (2009-10)

**PENALTY MINUTES** – 38 – John Vanbiesbrouck (1993-94)

**ASSISTS/POINTS** – 4 – Sean Burke (1998-99)

### STREAKS

**MOST CONSECUTIVE STARTS BY A GOALTENDER** – 27 – Ed Belfour (1/20 - 3/27/07)

**MOST CONSECUTIVE GAMES PLAYED** – 35 – Roberto Luongo (12/10/05-3/15/06)

**LONGEST WIN STREAK** – 9 GAMES – Roberto Luongo (12/15/15 - 1/7/16)

**LONGEST WIN STREAK AT HOME** – 9 GAMES – Roberto Luongo (12/20/15 - 2/4/16)

**LONGEST UNBEATEN STREAK** – 10 GAMES – (9-0-1) Roberto Luongo (12/15/15 - 1/11/16) and (7-0-3) John Vanbiesbrouck (10/5-10/30/96)

**LONGEST LOSING STREAK** – 8 GAMES – Tomas Vokoun (10/3-10/28/09) and John Vanbiesbrouck (2/7-3/23/98)

**LONGEST WINLESS STREAK** – 10 GAMES – (0-9-1) John Vanbiesbrouck (2/1-3/23/98)

**CONSECUTIVE SCORELESS MINUTES** – 182:37 – (over 4 Games) Roberto Luongo (2/21-2/27/04)



# ROOKIE RECORDS

// FLORIDA PANTHERS

## PERIOD

GOALS – 2 – (7X) Last: Jonathan Huberdeau (2nd per.) vs. Washington (2/12/13)

ASSISTS – 2 – (Several times) Last: Aleksander Barkov (3rd per.) vs. Pittsburgh (10/11/14)

POINTS – 3 – Niklas Hagman (3rd pd.) vs. NY Islanders (2/4/02)

PENALTY MINUTES – 27 – Brad Ference (2nd per.) vs. Tampa Bay (4/1/00)

POWER-PLAY GOALS – 1 – (Several times) Last: Denis Malgin (3rd per.) at Washington (4/9/17)

SHORT-HANDED GOALS – 1 – Several times Last: Vincent Trocheck vs. Columbus (4/12/14)

## GAME

GOALS – 4 – Mark Parrish at Chicago (10/30/98)

ASSISTS – 3 – (3X) Last: Jonathan Huberdeau at Tampa Bay (4-27-13)

POINTS – 4 – (3X) Last: Jonathan Huberdeau (2-2-4) at Philadelphia (2-21-13)

PENALTY MINUTES – 29 – Brad Ference vs. Tampa Bay (4/1/00)

POWER-PLAY GOALS – 2 – (3X) Last: Kristian Huselius vs. Atlanta (12/1/01)

SHORT-HANDED GOALS – 1 – (Several times) Last: Vincent Trocheck vs. Columbus (4/12/14)

## SEASON

GAMES PLAYED – 82 – Jay Bouwmeester (2002-03)

GOALS – 24 – Mark Parrish (1998-99)

ASSISTS – 33 – Jesse Belanger (1993-94)

POINTS – 50 – Jesse Belanger (1993-94)

OVERTIME GOALS – 1 – (4X) Last: Denis Malgin (2016-17)

PENALTY MINUTES – 258 – Peter Worrell (1997-98)

PLUS/MINUS – +15 – Jaroslav Spacek (1998-99)

POWER-PLAY GOALS – 11 – Jesse Belanger (1993-94)

SHORT-HANDED GOALS – 1 – Several times MR: Vincent Trocheck vs. Columbus (4/12/14)

GAME-WINNING GOALS – 5 – Mark Parrish (1998-99)

SHOTS ON GOAL – 185 – Nick Bjugstad (2013-14)

PENALTY SHOT GOALS – 2 – Jonathan Huberdeau (2012-13)

GAMES PLAYED, DEFENSEMAN – 82 – Jay Bouwmeester (2003-04)

GOALS, DEFENSEMAN – 12 – Aaron Ekblad (2014-15)

ASSISTS, DEFENSEMAN – 27 – Aaron Ekblad (2014-15)

POINTS, DEFENSEMAN – 39 – Aaron Ekblad (2014-15)

PENALTY MINUTES, DEFENSEMAN – 137 – Ed Jovanovski (1995-96)

PLUS/MINUS, DEFENSEMAN – +15 – Jaroslav Spacek (1998-99)





## ROOKIE GOALTENDING RECORDS

SAVES, GAME – 43 – Roberto Luongo at Ottawa (2/22/01)

GAMES PLAYED, SEASON – 47 – Roberto Luongo (2000-01)

GOALS-AGAINST AVERAGE (MIN. 25 GP) – 2.44 – Roberto Luongo (2000-01)

WINS, SEASON – 12 – Roberto Luongo (2000-01)

LOSSES, SEASON – 24 – Roberto Luongo (2000-01)

TIES, SEASON – 7 – Roberto Luongo (2000-01)

SHUTOUTS, SEASON – 5 – Roberto Luongo (2000-01)

MINUTES PLAYED, SEASON – 2628 – Roberto Luongo (2000-01)

SAVE PERCENTAGE, SEASON (MIN. 25 GP) – .920 – Roberto Luongo (2000-01)



# 1993-94

**RECORD:** 33-34-17 (83 POINTS)  
**ATLANTIC DIVISION FINISH:** 5TH  
**GENERAL MANAGER:** BOB CLARKE

**COACH:** ROGER NEILSON  
**CAPTAIN:** BRIAN SKRUDLAND  
**EASTERN CONFERENCE FINISH:** 9TH

\*Indicates Rookie

NO	POS	NAME	GP	G	A	PTS	+/-	PIM	PP	SH	GW	SHTS
27	RW	Scott Mellanby	80	30	30	60	0	149	17	0	4	204
26	C	*Jesse Belanger	70	17	33	50	-4	16	11	0	3	104
19	LW	Andrei Lomakin	76	19	28	47	1	26	3	0	2	139
5	D	Gord Murphy	84	14	29	43	-11	71	9	0	2	172
20	C	Brian Skrudland	79	15	25	40	13	136	0	2	1	110
14	C	Stu Barnes	59	18	20	38	5	30	6	1	3	148
10	LW	Dave Lowry	80	15	22	37	-4	64	3	0	3	122
21	RW	Tom Fitzgerald	83	18	14	32	-3	54	0	3	1	144
7	D	Brian Benning	73	6	24	30	-7	107	2	0	0	112
22	RW	Bob Kudelski	44	14	15	29	-8	10	5	0	2	124
18	LW	Mike Hough	78	6	23	29	3	62	0	1	1	106
12	RW	Jody Hull	69	13	13	26	6	8	0	1	5	100
44	C	*Rob Niedermayer	65	9	17	26	-11	51	3	0	2	67
28	D	Greg Hawgood	33	2	14	16	8	9	0	0	1	55
11	LW	Bill Lindsay	84	6	6	12	-2	97	0	0	0	90
4	D	Keith Brown	51	4	8	12	11	60	1	0	0	52
22	RW	*Scott Levins	29	5	6	11	0	69	2	0	1	38
24	D	Brent Severyn	67	4	7	11	-1	156	1	0	1	93
2	D	Joe Cirella	63	1	9	10	8	99	0	0	0	63
39	D	Alexander Godynnyuk	26	0	10	10	5	35	0	0	0	43
17	RW	Mike Foligno	39	4	5	9	7	49	0	0	0	32
15	C	Randy Gilhen	20	4	4	8	1	16	0	0	0	52
11	RW	Evgeny Davydov	21	2	6	8	-3	8	1	0	22	
25	D	Geoff Smith	56	1	5	6	-3	38	0	0	0	44
3	D	Paul Laus	39	2	0	2	9	109	0	0	1	15
6	D	Peter Andersson	8	1	1	2	-5	0	0	0	0	11
28	LW	Patrick Lebeau	4	1	1	2	0	4	1	0	0	4
6	D	Greg Smyth	12	1	0	1	0	37	0	0	0	4
9	RW	Jamie Leach	2	1	0	1	-2	0	0	0	0	2
29	LW	Jeff Greenlaw	4	0	1	1	-1	2	0	0	0	6
41	D	Stephane Richer	2	0	1	1	-1	0	0	0	0	3
23	LW	Jeff Daniels	7	0	0	0	0	0	0	0	0	6
16	C	Len Barrie	2	0	0	0	-2	0	0	0	0	0
15	RW	*Douglas Barrault	2	0	0	0	-2	0	0	0	0	2
8	D	Dallas Eakins	1	0	0	0	0	0	0	0	0	2

	GOALTENDERS	GP	W	L	T	GAA	MINS	EN	SO	GA	SA	SV%	PIM
34	John Vanbiesbrouck	57	21	25	11	2.53	3440	4	1	145	1912	.924	38
30	Mark Fitzpatrick	28	12	8	6	2.73	1603	3	1	73	844	.914	4
33	Eldon Reddick	2	0	1	0	6.00	80	0	0	8	45	.822	0
	TOTALS	84	33	34	17	2.72	5144	7	2	233	2808	.917	42

# 1993-94



GAME	DATE	OPP.	RES.	SCORE	RECORD	ATTEND.
1	Oct. 6	@Chicago	T-OT	4-4	0-0-1	17,737
2	Oct. 7	@St. Louis	L	3-5	0-1-1	17,229
3	Oct. 9	@Tampa Bay	W	2-0	1-1-1	27,227
4	Oct. 12	PITTSBURGH	L	1-2	1-2-1	** 14,372
5	Oct. 14	OTTAWA	W	5-4	2-2-1	13,906
6	Oct. 17	TAMPA BAY	T-OT	3-3	2-2-2	13,059
7	Oct. 19	LOS ANGELES	T-OT	2-2	2-2-3	** 14,317
8	Oct. 21	TORONTO	L-OT	3-4	2-3-3	11,778
9	Oct. 23	@New Jersey	L	1-2	2-4-3	14,315
10	Oct. 26	WINNIPEG	L	2-5	2-5-3	13,171
11	Oct. 28	NY ISLANDERS	W	5-2	3-5-3	13,958
12	Oct. 30	TAMPA BAY	W-OT	2-1	4-5-3	12,976
13	Nov. 2	PHILADELPHIA	L	3-4	4-6-3	13,152
14	Nov. 3	@Toronto	L	3-6	4-7-3	15,728
15	Nov. 7	@Quebec	W	3-1	5-7-3	14,726
16	Nov. 10	@Montreal	W	3-1	6-7-3	16,195
17	Nov. 11	@Ottawa	W	5-4	7-7-3	10,227
18	Nov. 14	QUEBEC	L	2-5	7-8-3	13,735
19	Nov. 16	NY RANGERS	L	2-4	7-9-3	14,021
20	Nov. 18	CHICAGO	L	2-3	7-10-3	13,522
21	Nov. 20	WASHINGTON	W	4-3	8-10-3	13,441
22	Nov. 23	HARTFORD	L-OT	1-2	8-11-3	10,837
23	Nov. 26	@Boston	L	2-3	8-12-3	14,448
24	Nov. 27	@Hartford	L	0-4	8-13-3	12,015
25	Dec. 2	BUFFALO	W-OT	2-1	9-13-3	13,071
26	Dec. 5	@San Jose	L	1-2	9-14-3	16,149
27	Dec. 7	@Anaheim	W	3-2	10-14-3	16,474
28	Dec. 8	@Los Angeles	W	6-5	11-14-3	14,752
29	Dec. 10	@Winnipeg	W	5-2	12-14-3	12,755
30	Dec. 12	@Dallas	T-OT	4-4	12-14-4	13,127
31	Dec. 15	MONTREAL	T-OT	3-3	12-14-5	** 14,639
32	Dec. 19	BOSTON	L-OT	1-2	12-15-5	** 14,698
33	Dec. 22	NY RANGERS	W	3-2	13-15-5	** 14,706
34	Dec. 26	@Tampa Bay#	W	3-1	14-15-5	10,964
35	Dec. 28	@Washington	T-OT	3-3	14-15-6	4,802
36	Dec. 29	@Hartford	W	5-3	15-15-6	9,749
37	Jan. 1	ANAHEIM	W	4-2	16-15-6	** 14,669
38	Jan. 3	@NY Rangers	L	2-3	16-16-6	18,200
39	Jan. 7	@New Jersey	L	1-4	16-17-6	9,933
40	Jan. 8	@Boston	T-OT	2-2	16-17-7	14,448
41	Jan. 13	@Pittsburgh	T-OT	2-2	16-17-8	15,661
42	Jan. 15	@Montreal	W	5-2	17-17-8	16,721

GAME	DATE	OPPONENT	RESULT	SCORE	RECORD	ATTEND.
43	Jan. 17	@NY Islanders	W	2-1	18-17-8	10,101
44	Jan. 19	WASHINGTON	W	5-1	19-17-8	14,295
45	Jan. 24	MONTREAL	W	8-3	20-17-8	** 14,670
46	Jan. 26	@Tampa Bay	T-OT	1-1	20-17-9	20,101
47	Jan. 28	SAN JOSE	T-OT	3-3	20-17-10	14,696
48	Jan. 30	@Buffalo	W	3-2	21-17-10	13,051
49	Feb. 1	@Pittsburgh	L	1-2	21-18-10	15,091
50	Feb. 2	@Ottawa	W	4-1	22-18-10	10,186
51	Feb. 4	BUFFALO	L	2-7	22-19-10	** 14,703
52	Feb. 6	BOSTON	W	3-0	23-19-10	** 14,704
53	Feb. 10	@Philadelphia	L-OT	3-4	23-20-10	17,215
54	Feb. 12	@NY Islanders	W	4-3	24-20-10	15,203
55	Feb. 13	VANCOUVER	W	2-1	25-20-10	** 14,691
56	Feb. 16	@Detroit	L	3-7	25-21-10	19,875
57	Feb. 18	@Buffalo	L	1-4	25-22-10	15,453
58	Feb. 20	DETROIT	L-OT	3-4	25-23-10	** 14,692
59	Feb. 22	@Winnipeg##	W	3-2	26-23-10	6,291
60	Feb. 24	WASHINGTON	L	1-2	26-24-10	** 14,698
61	Feb. 26	@Washington	L	2-4	26-25-10	18,130
62	Feb. 28	PITTSBURGH	L	3-4	26-26-10	14,688
63	Mar. 2	NEW JERSEY	L	2-3	26-27-10	13,071
64	Mar. 4	HARTFORD	L	1-2	26-28-10	** 14,698
65	Mar. 7	@Vancouver	W	2-1	27-28-10	14,013
66	Mar. 9	@Edmonton	W	5-3	28-28-10	12,566
67	Mar. 11	@Calgary	L	2-4	28-29-10	20,130
68	Mar. 14	NY RANGERS	W	2-1	29-29-10	** 14,704
69	Mar. 16	CALGARY	W	2-1	30-29-10	** 14,699
70	Mar. 18	EDMONTON	T-OT	4-4	30-29-11	** 14,674
71	Mar. 20	PHILADELPHIA	W	5-3	31-29-11	** 14,691
72	Mar. 21	NEW JERSEY	T-OT	3-3	31-29-12	14,213
73	Mar. 23	TORONTO##	T-OT	1-1	31-29-13	17,096
74	Mar. 24	@Philadelphia	L	3-4	31-30-13	17,247
75	Mar. 26	@NY Islanders	W	3-1	32-30-13	14,427
76	Mar. 28	DALLAS	L	4-5	32-31-13	14,593
77	Mar. 30	ST. LOUIS	L	1-3	32-32-13	** 14,713
78	Apr. 2	OTTAWA	T-OT	2-2	32-32-14	** 14,694
79	Apr. 4	@NY Rangers	L	2-3	32-33-14	18,200
80	Apr. 5	@Quebec	T-OT	3-3	32-33-15	15,049
81	Apr. 7	@Philadelphia	T-OT	3-3	32-33-16	17,268
82	Apr. 10	NEW JERSEY	T-OT	2-2	32-33-17	** 14,700
83	Apr. 12	QUEBEC	L	2-5	32-34-17	** 14,704
84	Apr. 14	NY ISLANDERS	W	4-1	33-34-17	** 14,703



# 1994-95

**RECORD:** 20-22-6 (46 POINTS)  
**ATLANTIC DIVISION FINISH:** 5TH  
**EASTERN CONFERENCE FINISH:** 9TH

**COACH:** ROGER NEILSON  
**GENERAL MANAGER:** BRYAN MURRAY  
**CAPTAIN:** BRIAN SKRUDLAND

\*Indicates Rookie

NO	POS	NAME	GP	G	A	PTS	+/-	PIM	PP	SH	GW	SHTS		
26	C	Jesse Belanger	47	15	14	29	-5	18	6	0	3	89		
14	C	Stu Barnes	41	10	19	29	7	8	1	0	2	93		
27	RW	Scott Mellanby	48	13	12	25	-16	90	4	0	5	130		
5	D	Gord Murphy	46	6	16	22	-14	24	5	0	0	94		
10	LW	Dave Lowry	45	10	10	20	-3	25	2	0	3	70		
12	RW	Jody Hull	46	11	8	19	-1	8	0	0	4	63		
11	LW	Bill Lindsay	48	10	9	19	1	46	0	1	0	63		
21	RW	Tom Fitzgerald	48	3	13	16	-3	31	0	0	0	78		
20	C	Brian Skrudland	47	5	9	14	0	88	1	0	0	44		
18	LW	Mike Hough	48	6	7	13	1	38	0	0	2	58		
6	D	Jason Woolley	34	4	9	13	-1	18	1	0	0	76		
29	LW	Johan Garpenlov	27	3	9	12	4	0	0	0	0	28		
44	C	Rob Niedermayer	48	4	6	10	-13	36	1	0	0	58		
22	RW	Bob Kudelski	26	6	3	9	2	2	3	0	1	29		
7	D	Brian Benning	24	1	7	8	-6	18	1	0	0	26		
28	D	Magnus Svensson	19	2	5	7	5	10	1	0	0	41		
19	LW	Andrei Lomakin	31	1	6	7	-5	6	1	0	0	25		
3	D	Paul Laus	37	0	7	7	12	138	0	0	0	18		
25	D	Geoff Smith	47	2	4	6	-5	22	0	0	0	40		
15	LW	Gaetan Duchesne	13	1	2	3	3	0	0	0	0	14		
16	D	Randy Moller	17	0	3	3	-5	16	0	0	0	12		
24	LW	Brent Severyn	9	1	1	2	-3	37	1	0	0	10		
24	D	*Robert Svehla	5	1	1	2	3	0	1	0	0	6		
2	D	Joe Cirella	20	0	1	1	-7	21	0	0	0	13		
8	D	Dallas Eakins	17	0	1	1	2	35	0	0	0	3		
4	D	Keith Brown	13	0	0	0	1	2	0	0	0	10		
25	C	David Tomlinson	5	0	0	0	-2	0	0	0	0	0		
42	RW	* Jamie Linden	4	0	0	0	-1	17	0	0	0	0		
23	LW	Jeff Daniels	3	0	0	0	0	0	0	0	0	0		
38	D	Stephane Richer	1	0	0	0	0	2	0	0	0	0		
2	D	Joe Cirella	20	0	1	1	-7	21	0	0	0	13		
38	D	Stephane Richer	1	0	0	0	0	2	0	0	0	0		
42	RW	*Jamie Linden	4	0	0	0	-1	17	0	0	0	0		
17	C	Dave Tomlinson5	0	0	0	-2	0	0	0	0	0	0		
4	D	Keith Brown	13	0	0	0	1	2	0	0	0	10		
#	GOALTENDERS		GP	W	L	T	GAA	MINS	EN	SO	GA	SA	SV%	PIM
34	John Vanbiesbrouck		37	14	15	4	2.47	2087	4	4	86	100	.914	6
30	Mark Fitzpatrick		15	6	7	2	2.64	819	1	2	36	361	.900	0
	Totals		48	20	22	6	2.61	2916	5	6	127	1366	.907	

# 1994-95



GAME	DATE	OPP.	RES.	SCORE	REC.	ATTEND.	GAME	DATE	OPP.	RES.	SCORE	REC.	ATTEND.
1	Jan. 21	@NY Islanders	L	1-2	0-1-0	14,106	25	Mar. 12	@Hartford	W	4-1	10-12-3	9,741
2	Jan. 23	PITTSBURGH	L	5-6	0-2-0	** 14,703	26	Mar. 14	BUFFALO	L-OT	1-2	10-13-3	14,061
3	Jan. 25	@Tampa Bay	L	2-3	0-3-0	20,277	27	Mar. 16	WASHINGTON	W	5-1	11-13-3	13,395
4	Jan. 26	TAMPA BAY	W	4-2	1-3-0	13,147	28	Mar. 18	PHILADELPHIA	L-OT	3-4	11-14-3	** 14,703
5	Jan. 28	@Hartford	W	2-1	2-3-0	9,419	29	Mar. 20	@Quebec	L-OT	4-5	11-15-3	13,013
6	Jan. 30	@Boston	W	2-1	3-3-0	13,096	30	Mar. 22	@Montreal	W	3-2	12-15-3	16,264
7	Jan. 31	NY ISLANDERS	L	1-5	3-4-0	14,077	31	Mar. 24	@Buffalo	L	0-3	12-16-3	16,230
8	Feb. 2	MONTREAL	T-OT	1-1	3-4-1	14,008	32	Mar. 26	PITTSBURGH	W	2-0	13-16-3	** 14,703
9	Feb. 4	@Washington	L	2-3	3-5-1	13,372	33	Mar. 29	HARTFORD	T-OT	4-4	13-16-4	13,507
10	Feb. 7	@Pittsburgh	L	3-7	3-6-1	11,877	34	Apr. 2	@Tampa Bay	W	4-1	14-16-4	21,557
11	Feb. 9	@Philadelphia	W	3-0	4-6-1	16,229	35	Apr. 5	NY RANGERS	L	0-5	14-17-4	** 14,703
12	Feb. 11	HARTFORD	W	4-3	5-6-1	14,311	36	Apr. 8	@NY Islanders	T-OT	2-2	14-17-5	15,283
13	Feb. 12	NEW JERSEY	L	2-4	5-7-1	14,375	37	Apr. 12	NY ISLANDERS	L	1-3	14-18-5	** 14,703
14	Feb. 15	OTTAWA	W	2-0	6-7-1	12,072	38	Apr. 14	@Washington	L	0-3	14-19-5	12,293
15	Feb. 17	BOSTON	L	4-5	6-8-1	** 14,703	39	Apr. 16	TAMPA BAY	W	4-1	15-19-5	13,232
16	Feb. 19	QUEBEC	L	1-4	6-9-1	** 14,703	40	Apr. 18	PHILADELPHIA	L	1-3	15-20-5	** 14,703
17	Feb. 21	NY RANGERS	L	3-5	6-10-1	** 14,703	41	Apr. 20	NEW JERSEY	W	1-0	16-20-5	14,389
18	Feb. 23	MONTREAL	L	2-5	6-11-1	** 14,703	42	Apr. 22	QUEBEC	W	4-2	17-20-5	** 14,703
19	Feb. 25	@Ottawa	W	4-1	7-11-1	9,520	43	Apr. 24	@Ottawa	W	5-1	18-20-5	9,164
20	Feb. 28	@NY Rangers	T-OT	0-0	7-11-2	18,200	44	Apr. 26	@Buffalo	L	0-5	18-21-5	14,299
21	Mar. 2	@Philadelphia	T-OT	2-2	7-11-3	16,680	45	Apr. 28	@New Jersey	L	1-3	18-22-5	16,679
22	Mar. 4	@New Jersey	L	1-6	7-12-3	18,005	46	Apr. 30	WASHINGTON	T-OT	2-2	18-22-6	** 14,703
23	Mar. 8	OTTAWA	W	3-2	8-12-3	13,609	47	May 2	@NY Rangers	W	4-3	19-22-6	18,200
24	Mar. 11	@Boston	W	2-0	9-12-3	14,488	48	May 3	@Pittsburgh	W	4-3	20-22-6	15,3963



# 1995-96

**RECORD:** 41-31-10 (92 POINTS)  
**ATLANTIC DIVISION FINISH:** 3RD  
**EASTERN CONFERENCE FINISH:** 4TH

**COACH:** DOUG MACLEAN  
**GENERAL MANAGER:** BRYAN MURRAY  
**CAPTAIN:** BRIAN SKRUDLAND

\*Indicates Rookie

NO.	POS.	NAME	GP	G	A	PTS	+/-	PIM	PPG	SHG	GWG	SHOTS	
27	RW	Scott Mellanby	79	32	38	70	4	160	19	0	3	225	
44	C	Rob Niedermayer	82	26	35	61	1	107	11	0	6	155	
24	D	Robert Svehla	81	8	49	57	-3	94	7	0	0	146	
29	LW	Johan Garpenlov	82	23	28	51	-10	36	8	0	7	130	
14	C	Stu Barnes	72	19	25	44	-12	46	8	0	5	158	
26	C	Jesse Belanger	63	17	21	38	-5	10	7	0	1	140	
12	LW	Jody Hull	78	20	17	37	5	25	2	0	3	120	
21	RW	Tom Fitzgerald	82	13	21	34	-3	75	1	6	2	141	
11	LW	Bill Lindsay	73	12	22	34	13	57	0	3	2	118	
6	D	Jason Woolley	52	6	28	34	-9	32	3	0	0	98	
5	D	Gord Murphy	70	8	22	30	5	30	4	0	0	125	
9	RW	*Radek Dvorak	77	13	14	27	5	20	0	0	4	126	
20	C	Brian Skrudland	79	7	20	27	6	129	0	1	1	90	
10	LW	Dave Lowry	63	10	14	24	-2	36	0	0	1	83	
18	LW	Mike Hough	64	7	16	23	4	37	0	1	1	66	
55	D	*Ed Jovanovski	70	10	11	21	-3	137	2	0	2	116	
2	D	Terry Carkner	73	3	10	13	10	80	1	0	0	42	
8	D	Magnus Svensson	27	2	9	11	-1	21	2	0	1	58	
26	RW	Ray Sheppard	14	8	2	10	0	4	2	0	2	52	
25	D	Geoff Smith	31	3	7	10	-4	20	2	0	0	34	
3	D	Paul Laus	78	3	6	9	-2	236	0	0	0	45	
28	C	Martin Straka	12	2	4	6	1	6	1	0	0	17	
16	LW	Gilbert Dionne	5	1	2	3	0	0	0	0	0	12	
23	D	*Rhett Warrener	28	0	3	3	4	46	0	0	0	19	
15	LW	*Brett Harkins	8	0	3	3	-2	6	0	0	0	4	
19	RW	*Brad Smyth	7	1	1	2	-3	4	1	0	0	12	
19	RW	*David Nemirovsky	9	0	2	2	-1	2	0	0	0	6	
22	RW	Bob Kudelski	13	0	1	1	1	0	0	0	0	23	
40	C	*Steve Washburn	1	0	1	1	1	0	0	0	0	1	
7	LW	Mike Casselman	3	0	0	0	-1	0	0	0	0	2	
<b>GOALTENDERS</b>			<b>GP</b>	<b>W</b>	<b>L</b>	<b>T</b>	<b>GAA</b>	<b>MINS</b>	<b>EN</b>	<b>SO</b>	<b>GA</b>	<b>SA</b>	<b>SV%</b>
34		John Vanbiesbrouck	56	26	20	7	2.68	3118	2	2	141	1454	.903
30		Mark Fitzpatrick	34	15	11	3	2.96	1786	2	0	88	810	.891
<b>TOTALS</b>			<b>82</b>	<b>41</b>	<b>31</b>	<b>10</b>	<b>2.82</b>	<b>4979</b>	<b>4</b>	<b>2</b>	<b>234</b>	<b>2287</b>	<b>.898</b>



# 1995-96



GAME DATE	OPP.	RES.	SCORE	REC.	ATTEND.	GAME DATE	OPP.	RES.	SCORE	REC.	ATTEND.	
1 Oct. 7	@New Jersey	L	0-4	0-1-0	19,040	42 Jan. 10	@Colorado	T-OT	4-427-12-3		16,061	
2 Oct. 8	CALGARY	W	4-3	1-1-0	12,087	43 Jan. 12	@Dallas	T-OT	6-627-12-4		16,314	
3 Oct. 11	MONTREAL	W	6-1	2-1-0	10,896	44 Jan. 16	SAN JOSE	W	4-128-12-4		12,108	
4 Oct. 13	OTTAWA	W	6-2	3-1-0	10,085	45 Jan. 22	@Philadelphia	T-OT	1-128-12-5		17,380	
5 Oct. 15	NY ISLANDERS	W	5-3	4-1-0	11,210	46 Jan. 23	@Washington	W	5-429-12-5		9,607	
6 Oct. 17	CHICAGO	L	3-6	4-2-0	12,018	47 Jan. 25	MONTREAL	L	2-629-13-5		14,187	
7 Oct. 21	HARTFORD	W	3-0	5-2-0	12,503	48 Jan. 27	BUFFALO	W	6-230-13-5**	14,703		
8 Oct. 24	@Toronto	W	6-1	6-2-0	15,512	49 Jan. 29	PITTSBURGH	W	2-131-13-5**	14,703		
9 Oct. 25	@Montreal	L	2-7	6-3-0	16,072	50 Jan. 31	@Buffalo	L	2-631-14-5		11,566	
10 Oct. 28	@Ottawa	W	4-1	7-3-0	8,660	51 Feb. 1	@Boston	T-OT	2-231-14-6		17,430	
11 Oct. 31	NY ISLANDERS	L-OT	4-5	7-4-0	10,896	52 Feb. 3	@Tampa Bay	W	5-332-14-6		20,828	
12 Nov. 2	@Philadelphia	W	2-1	8-4-0	17,219	53 Feb. 7	@Detroit	L	2-432-15-6		19,983	
13 Nov. 3	@Washington	W	3-2	9-4-0	15,713	54 Feb. 8	DETROIT	W	3-133-15-6**	14,703		
14 Nov. 5	TAMPA BAY	W	4-1	10-4-0	11,252	55 Feb. 11	ST. LOUIS	T-OT	2-233-15-7		14,370	
15 Nov. 7	PHILADELPHIA	W	4-2	11-4-0	12,469	56 Feb. 14	PHILADELPHIA	L	2-433-16-7		13,746	
16 Nov. 9	EDMONTON	W	2-1	12-4-0	10,816	57 Feb. 16	COLORADO	L-OT	4-533-17-7**	14,703		
17 Nov. 11	BUFFALO	W	4-1	13-4-0	14,042	58 Feb. 18	DALLAS	W	6-434-17-7		14,042	
18 Nov. 14	TORONTO	W	5-2	14-4-0	11,492	59 Feb. 21	@New Jersey	W	4-135-17-7		15,872	
19 Nov. 16	VANCOUVER	T-OT	2-2	14-4-1	12,016	60 Feb. 24	NY RANGERS	L	0-435-18-7**	14,703		
20 Nov. 18	@Los Angeles	L	2-3	14-5-1	13,346	61 Feb. 25	@Buffalo	L	1-635-19-7		13,809	
21 Nov. 19	@Anaheim	W	4-3	15-5-1	17,174	62 Feb. 29	WASHINGTON	T-OT	2-235-19-8		12,183	
22 Nov. 21	NEW JERSEY	W	4-3	16-5-1	13,249	63 Mar. 2	@Hartford	L	1-735-20-8		11,935	
23 Nov. 26	LOS ANGELES	W	5-117-5-1	**	14,703	64 Mar. 5	@St. Louis	L	0-235-21-8		20,725	
24 Nov. 29	PHILADELPHIA	L-OT	1-2	17-6-1	13,553	65 Mar. 7	@Winnipeg	L	3-535-22-8		11,322	
25 Dec. 1	@Pittsburgh	L	1-2	17-7-1	15,754	66 Mar. 10	BOSTON	L	1-435-23-8**	14,703		
26 Dec. 2	@Hartford	W	5-3	18-7-1	10,092	67 Mar. 11	@Chicago	L	4-835-24-8		19,772	
27 Dec. 5	@Washington	W	4-3	19-7-1	8,126	68 Mar. 13	@NY Rangers	T-OT	3-335-24-9		18,200	
28 Dec. 7	ANAHEIM	T-OT	3-3	19-7-2	12,142	69 Mar. 17	NEW JERSEY	W	3-036-24-9**	14,703		
29 Dec. 9	BOSTON	W	3-1	20-7-2	**	14,703	70 Mar. 19	OTTAWA	W	5-237-24-9		12,255
30 Dec. 11	@New Jersey	W	2-1	21-7-2	12,634	71 Mar. 21	NY ISLANDERS	W	3-238-24-9		12,704	
31 Dec. 12	@NY Islanders	W	3-1	22-7-2	8,085	72 Mar. 23	@Tampa Bay	L	2-438-25-9		21,035	
32 Dec. 14	@Boston	L	4-6	22-8-2	17,285	73 Mar. 27	@NY Rangers	L	0-338-26-9		18,200	
33 Dec. 16	@Tampa Bay	W	7-2	23-8-2	16,241	74 Mar. 28	PITTSBURGH	L	2-338-27-9**	14,703		
34 Dec. 21	WINNIPEG	W	6-1	24-8-2	13,601	75 Mar. 30	TAMPA BAY	L	1-238-28-9**	14,703		
35 Dec. 23	NEW JERSEY	W	2-125-8-2**		14,703	76 Apr. 1	HARTFORD	W	3-239-28-9		13,159	
36 Dec. 28	WASHINGTON	L	4-525-9-2	**	14,703	77 Apr. 3	@Ottawa	L	2-339-29-9		13,074	
37 Dec. 30	@Pittsburgh	L	5-625-10-2		17,181	78 Apr. 6	@Montreal	L	1-239-30-9		21,273	
38 Jan. 3	@Vancouver	L	2-725-11-2		18,422	79 Apr. 8	@NY Rangers	W	5-340-30-9		18,200	
39 Jan. 5	@Edmonton	W	3-226-11-2		11,762	80 Apr. 10	TAMPA BAY	L	1-240-31-9**	14,703		
40 Jan. 6	@Calgary	L	0-226-12-2		16,792	81 Apr. 12	@NY Islanders	T-OT	1-140-31-10		14,744	
41 Jan. 8	@San Jose	W	5-227-12-2		17,190	82 Apr. 14	NY RANGERS	W	5-141-31-10**	14,703		



# 1996-97

**RECORD:** 35-28-19 (89 POINTS)  
**ATLANTIC DIVISION FINISH:** 3RD  
**EASTERN CONFERENCE FINISH:** 4TH

**COACH:** DOUG MACLEAN  
**GENERAL MANAGER:** BRYAN MURRAY  
**CAPTAIN:** BRIAN SKRUDLAND

\*Indicates Rookie

NO.	POS.	NAME	GP	G	A	PTS	+/-	PIM	PPG	SHG	GWG	SHOTS
26	RW	Ray Sheppard	68	29	31	60	4	4	13	0	7	226
27	RW	Scott Mellanby	82	27	29	56	7	170	9	1	4	221
24	D	Robert Svehla	82	13	32	45	2	86	5	0	3	159
19	RW	Radek Dvorak	78	18	21	39	-2	30	2	0	1	139
44	C	Rob Niedermayer	60	14	24	38	4	54	3	0	2	136
29	LW	Johan Garpenlov	53	11	25	36	10	47	1	0	1	83
11	LW	Bill Lindsay	81	11	23	34	1	120	0	1	3	168
10	LW	Dave Lowry	77	15	14	29	2	51	2	0	2	96
4	D	Per Gustafsson	58	7	22	29	11	22	2	0	1	105
28	C	Martin Straka	55	7	22	29	9	12	2	0	1	94
21	RW	Tom Fitzgerald	71	10	14	24	7	64	0	2	1	135
5	D	Gord Murphy	80	8	15	23	3	51	2	0	0	137
55	D	Ed Jovanovski	61	7	16	23	-1	172	3	0	1	80
20	C	Brian Skrudland	51	5	13	18	4	48	0	0	2	57
12	RW	Jody Hull	67	10	6	16	1	4	0	1	2	92
18	LW	Mike Hough	69	8	6	14	12	48	0	0	2	85
15	RW	* Dave Nemirovsky	39	7	7	14	1	32	1	0	0	53
2	D	Terry Carkner	70	0	14	14	-4	96	0	0	0	38
7	D	Rhett Warrener	62	4	9	13	20	88	1	0	1	58
3	D	Paul Laus	77	0	12	12	13	313	0	0	0	63
14	C	Stu Barnes	19	2	8	10	-3	10	1	0	0	44
22	C	* Steve Washburn	18	3	6	9	2	4	1	0	0	21
23	C	Chris Wells	47	2	6	8	5	42	0	0	0	29
9	C	Kirk Muller	10	1	2	3	-2	4	1	0	1	21
17	C	* Jason Podollan	19	1	1	2	-3	4	1	0	0	20
19	RW	*Brad Smyth	8	1	0	1	-3	2	0	0	0	10
16	C	Craig Fisher	4	0	0	0	-2	0	0	0	0	2
25	D	Geoff Smith	3	0	0	0	1	2	0	0	0	2
16	C	Craig Ferguson	3	0	0	0	-1	0	0	0	0	5
6	D	Jason Woolley	3	0	0	0	1	2	0	0	0	7
8	RW	*Craig Martin	1	0	0	0	0	5	0	0	0	1
GOALTENDERS		GP	W	L	T	GAA	MIN	EN	SO	GA	SA	SV%
34	John Vanbiesbrouck	37	14	15	4	2.47	2087	4	4	86	100	0.914
30	Mark Fitzpatrick	15	6	7	2	2.64	819	1	2	36	361	.900
Totals		48	20	22	6	2.61	2916	5	6	127	1366	.907



# 1996-97



GAME	DATE	OPP.	RES.	SCORE	REC.	ATTEND.	GAME	DATE	OPP.	RES.	SCORE	REC.	ATTEND.
1	Oct. 5	@Philadelphia	W	3-1	1-0-0	19,137	42	Jan. 11	@Calgary	W	4-1	22-11-9	17,273
2	Oct. 6	@NY Rangers	W	5-2	2-0-0	18,200	43	Jan. 14	@Vancouver	T-OT	4-4	22-11-10	18,422
3	Oct. 8	NY RANGERS	T-OT	1-1	2-0-1	** 14,703	44	Jan. 15	@Edmonton	L	0-4	22-12-10	15,673
4	Oct. 12	HARTFORD	W	6-0	3-0-1	** 14,703	45	Jan. 20	COLORADO	L	2-4	22-13-10	** 14,703
5	Oct. 16	@San Jose	T-OT	3-3	3-0-2	17,442	46	Jan. 22	@Hartford	L-OT	1-2	22-14-10	12,627
6	Oct. 17	@Colorado	W	2-1	4-0-2	16,061	47	Jan. 23	@Boston	W	4-1	23-14-10	15,856
7	Oct. 20	@Phoenix	T-OT	1-1	4-0-3	14,191	48	Jan. 25	TAMPA BAY	W	3-2	24-14-10	** 14,703
8	Oct. 23	OTTAWA	W	5-2	5-0-3	** 14,703	49	Jan. 28	MONTREAL	W	5-1	25-14-10	** 14,703
9	Oct. 25	NY RANGERS	W	6-4	6-0-3	** 14,703	50	Jan. 30	BOSTON	W	3-1	26-14-10	** 14,703
10	Oct. 27	@Philadelphia	W	3-2	7-0-3	18,903	51	Feb. 1	WASHINGTON	L	1-3	26-15-10	** 14,703
11	Oct. 29	@NY Rangers	T-OT	1-1	7-0-4	18,200	52	Feb. 3	@Montreal	T-OT	2-2	26-15-11	20,471
12	Oct. 30	CHICAGO	W	3-2	8-0-4	** 14,703	53	Feb. 6	@Buffalo	T-OT	1-1	26-15-12	16,440
13	Nov. 2	PHILADELPHIA	L	2-3	8-1-4	** 14,703	54	Feb. 7	@New Jersey	T-OT	2-2	26-15-13	18,303
14	Nov. 7	WASHINGTON	W	4-2	9-1-4	** 14,703	55	Feb. 9	NY RANGERS	W	4-3	27-15-13	** 14,703
15	Nov. 9	PITTSBURGH	W	4-2	10-1-4	** 14,703	56	Feb. 12	TAMPA BAY	W	5-2	28-15-13	** 14,703
16	Nov. 11	@Buffalo	L-OT	2-3	10-2-4	14,197	57	Feb. 15	@NY Islanders	L-OT	0-1	28-16-13	16,297
17	Nov. 13	@Montreal	W	5-3	11-2-4	20,761	58	Feb. 16	DETROIT	L	2-4	28-17-13	** 14,703
18	Nov. 15	NY ISLANDERS	T-OT	3-3	11-2-5	** 14,703	59	Feb. 18	@Pittsburgh	L	2-4	28-18-13	16,900
19	Nov. 18	WASHINGTON	L	2-4	11-3-5	** 14,703	60	Feb. 20	NEW JERSEY	T-OT	2-2	28-18-14	** 14,703
20	Nov. 20	LOS ANGELES	W	4-1	12-3-5	** 14,703	61	Feb. 22	PHILADELPHIA	L-OT	3-4	28-19-14	** 14,703
21	Nov. 22	@Dallas	W-OT	2-1	13-3-5	16,573	62	Feb. 25	SAN JOSE	T-OT	2-2	28-19-15	** 14,703
22	Nov. 23	@St. Louis	W	3-1	14-3-5	19,304	63	Feb. 27	ST. LOUIS	W-OT	3-2	29-19-15	** 14,703
23	Nov. 26	BUFFALO	W	4-3	15-3-5	** 14,703	64	Mar. 1	@Tampa Bay	L	0-2	29-20-15	19,517
24	Nov. 29	HARTFORD	T-OT	1-1	15-3-6	** 14,703	65	Mar. 5	PHOENIX	L	0-3	29-21-15	** 14,703
25	Dec. 1	@Detroit	W	4-2	16-3-6	19,983	66	Mar. 7	CALGARY	L	1-3	29-22-15	** 14,703
26	Dec. 3	@New Jersey	L	0-2	16-4-6	12,032	67	Mar. 9	BOSTON	L	1-3	29-23-15	** 14,703
27	Dec. 5	NY ISLANDERS	W	4-2	17-4-6	** 14,703	68	Mar. 11	NY ISLANDERS	W	3-2	30-23-15	** 14,703
28	Dec. 8	DALLAS	T-OT	1-1	17-4-7	** 14,703	69	Mar. 13	VANCOUVER	W	5-4	31-23-15	** 14,703
29	Dec. 10	@Philadelphia	L	4-5	17-5-7	19,228	70	Mar. 15	TORONTO	T-OT	3-3	31-23-16	** 14,703
30	Dec. 11	@Hartford	L	2-5	17-6-7	11,884	71	Mar. 17	@New Jersey	W	4-1	32-23-16	17,109
31	Dec. 15	EDMONTON	W	6-3	18-6-7	** 14,703	72	Mar. 19	@NY Islanders	L	4-7	32-24-16	11,139
32	Dec. 19	@Ottawa	L	2-5	18-7-7	13,264	73	Mar. 20	@Ottawa	T-OT	2-2	32-24-17	18,219
33	Dec. 20	@Chicago	W	3-1	19-7-7	18,985	74	Mar. 22	BUFFALO	W	3-2	33-24-17	** 14,703
34	Dec. 22	@NY Rangers	L	3-7	19-8-7	18,200	75	Mar. 27	OTTAWA	L	2-3	33-25-17	** 14,703
35	Dec. 23	@NY Islanders	W-OT	4-3	20-8-7	11,127	76	Mar. 29	TAMPA BAY	T-OT	1-1	33-25-18	** 14,703
36	Dec. 26	@Tampa Bay	T-OT	3-3	20-8-8	20,150	77	Mar. 31	@Pittsburgh	L	3-4	33-26-18	17,220
37	Dec. 28	@Washington	T-OT	1-1	20-8-9	18,130	78	Apr. 2	@Toronto	L	1-3	33-27-18	15,726
38	Dec. 29	MONTREAL	L	1-2	20-9-9	** 14,703	79	Apr. 5	@Boston	L	2-4	33-28-18	15,632
39	Jan. 1	ANAHEIM	L	0-3	20-10-9	** 14,703	80	Apr. 6	@Washington	T-OT	3-3	33-28-19	18,130
40	Jan. 4	@Los Angeles	W	5-0	21-10-9	12,227	81	Apr. 9	NEW JERSEY	W	4-2	34-28-19	** 14,703
41	Jan. 8	@Anaheim	L	2-3	21-11-9	17,174	82	Apr. 11	PITTSBURGH	W	4-2	35-28-19	



# 1997-98

**RECORD:** 24-43-15 (63 POINTS)  
**ATLANTIC DIVISION FINISH:** 6TH  
**EASTERN CONFERENCE FINISH:** 12TH

**COACH:** DOUG MCLEAN, BRYAN MURRAY  
**GENERAL MANAGER:** BRYAN MURRAY  
**CAPTAIN:** SCOTT MELLANBY

\*Indicates Rookie

NO.	POS.	NAME	GP	G	A	PTS +/-	PIM	PPG	SHG	GWG	SHOTS
14	LW	Ray Whitney	68	32	29	61 10	28	12	0	2	156
15	C	Dave Gagner	78	20	28	48 -21	55	5	1	1	165
24	D	Robert Svehla	79	9	34	43 -3	113	3	0	0	144
27	RW	Scott Mellanby	79	15	24	39 -14	127	6	0	1	188
19	RW	Radek Dvorak	64	12	24	36 -1	33	2	3	0	112
26	RW	Ray Sheppard	61	14	17	31 -13	21	5	0	1	136
9	C	Kirk Muller	70	8	21	29 -14	54	1	0	3	115
11	LW	Bill Lindsay	82	12	16	28 -2	80	0	2	5	150
25	C	Viktor Kozlov	46	12	11	23 -1	14	3	2	0	114
55	D	Ed Jovanovski	81	9	14	23 -12	158	2	1	3	142
51	RW	David Nemirovsky	41	9	12	21 -3	8	2	0	1	62
17	C	*Steve Washburn	58	11	8	19 -6	32	4	0	2	61
5	D	Gord Murphy	79	6	11	17 -3	46	3	0	0	123
22	RW	Dino Ciccarelli	28	5	11	16 -2	28	2	0	1	57
21	RW	Tom Fitzgerald	69	10	5	15 -4	57	0	1	1	105
44	C	Rob Niedermayer	33	8	7	15 -9	41	5	0	2	64
23	C	Chris Wells	61	5	10	15 4	47	0	1	0	57
3	D	Paul Laus	77	0	11	11 -5	293	0	0	0	64
97	LW	Esa Tikkanen	28	1	8	9 -7	16	0	0	0	34
2	D	Terry Carkner	74	1	7	8 6	63	0	0	1	34
6	D	Jeff Norton	19	0	7	7 -7	18	0	0	0	20
29	LW	Johan Garpenlov	39	2	3	5 -6	8	0	0	0	43
7	D	Rhett Warrener	79	0	4	4 -16	99	0	0	0	66
12	RW	Jody Hull	21	2	0	2 1	4	0	1	0	23
16	C	*Ryan Johnson	10	0	2	2 -4	0	0	0	0	6
8	D	Dallas Eakins	23	0	1	1 1	44	0	0	0	16
28	LW	*Peter Worrell	19	0	0	0 -4	153	0	0	0	15
10	LW	Dave Lowry	7	0	0	0 -1	2	0	0	0	4
4	D	*John Jakopin	2	0	0	0 -3	4	0	0	0	1
12	D	*Chris Allen	1	0	0	0 0	2	0	0	0	1

	GOALTENDERS	GP	W	L	T	GAA	MINS	EN	SO	GA	SA	SV%
34	John Vanbiesbrouck	60	18	29	11	2.87	3451	4	4	165	1638	.899
30	Mark Fitzpatrick	12	2	7	2	3.00	640	0	1	32	265	.879
1	Kirk McLean	7	4	2	1	3.25	406	0	0	22	207	.894
80	*Kevin Weekes	11	0	5	1	3.96	485	1	0	32	247	.870

# 1997-98



GAME	DATE	OPP.	RES.	SCORE	REC.	ATTEND.	GAME	DATE	OPP.	RES.	SCORE	REC.	ATTEND.
1	Oct. 1	@Philadelphia	L	1-3	0-1-0	19,381	42	Jan. 2	@Tampa Bay	T-OT	2-2	15-20-7	12,642
2	Oct. 4	@Pittsburgh	W	5-3	1-1-0	15,352	43	Jan. 4	ANAHEIM	T-OT	3-3	15-20-8	**14,703
3	Oct. 11	@St. Louis	L	3-5	1-2-0	17,730	44	Jan. 7	@Edmonton	L	2-3	15-21-8	14,797
4	Oct. 13	NY ISLANDERS	T-OT	2-2	1-2-1	**14,703	45	Jan. 9	@Calgary	T-OT	3-3	15-21-9	17,010
5	Oct. 15	TAMPA BAY	W	2-1	2-2-1	**14,703	46	Jan. 10	@Vancouver	T-OT	2-2	15-21-10	17,679
6	Oct. 16	@Dallas	L	0-4	2-3-1	14,812	47	Jan. 12	@Colorado	L	1-3	15-22-10	16,061
7	Oct. 19	PITTSBURGH	L	1-4	2-4-1	14,703	48	Jan. 14	@Phoenix	L	2-3	15-23-10	14,158
8	Oct. 22	@Montreal	L	0-3	2-5-1	20,301	49	Jan. 21	@Anaheim	L	3-8	15-24-10	17,001
9	Oct. 23	@Ottawa	T-OT	2-2	2-5-2	15,168	50	Jan. 22	@Los Angeles	L	1-3	15-25-10	12,920
10	Oct. 25	@Boston	W	5-4	3-5-2	14,560	51	Jan. 24	@San Jose	T-OT	1-1	15-25-11	17,483
11	Oct. 28	LOS ANGELES	T-OT	2-2	3-5-3	**14,703	52	Jan. 27	CAROLINA	W	3-0	16-25-11	**14,703
12	Oct. 30	OTTAWA	L	2-5	3-6-3	**14,703	53	Jan. 29	DALLAS	W	3-2	17-25-11	**14,703
13	Nov. 1	BUFFALO	L-OT	3-4	3-7-3	**14,703	54	Jan. 31	TAMPA BAY	W	2-0	18-25-11	**14,703
14	Nov. 5	NEW JERSEY	L	2-4	3-8-3	**14,703	55	Feb. 1	BUFFALO	L	2-5	18-26-11	**14,703
15	Nov. 6	@Buffalo	W	4-2	4-8-3	12,752	56	Feb. 3	DETROIT	T-OT	1-1	18-26-12	**14,703
16	Nov. 9	WASHINGTON	W	3-2	5-8-3	**14,703	57	Feb. 7	@Toronto	L	2-3	18-27-12	15,726
17	Nov. 12	NY ISLANDERS	T-OT	2-2	5-8-4	**14,703	58	Feb. 25	NEW JERSEY	L	2-3	18-28-12	**14,703
18	Nov. 14	PHILADELPHIA	L	2-5	5-9-4	**14,703	59	Feb. 27	@Detroit	L	1-3	18-29-12	19,983
19	Nov. 15	@NY Islanders	W	1-0	6-9-4	12,356	60	Mar. 4	NY RANGERS	L	3-4	18-30-12	14,703
20	Nov. 18	NY RANGERS	L	1-3	6-10-4	**14,703	61	Mar. 7	@Washington	L	3-6	18-31-12	15,916
21	Nov. 20	CALGARY	L	1-2	6-11-4	**14,703	62	Mar. 9	@Montreal	L	1-6	18-32-12	20,783
22	Nov. 22	@New Jersey	W-OT	2-1	7-11-4	19,040	63	Mar. 11	@Ottawa	L	3-5	18-33-12	15,539
23	Nov. 23	WASHINGTON	L	2-5	7-12-4	**14,703	64	Mar. 13	EDMONTON	L	0-4	18-34-12	**14,703
24	Nov. 26	BOSTON	W	10-5	8-12-4	**14,703	65	Mar. 15	CHICAGO	L	4-8	18-35-12	**14,703
25	Nov. 28	COLORADO	L	2-3	8-13-4	**14,703	66	Mar. 17	VANCOUVER	L	2-4	18-36-12	**14,703
26	Nov. 30	@NY Rangers	T-OT	1-1	8-13-5	18,200	67	Mar. 19	@Buffalo	L	1-6	18-37-12	12,916
27	Dec. 1	PHOENIX	L	2-3	8-14-5	**14,703	68	Mar. 21	@Tampa Bay	L	1-5	18-38-12	13,870
28	Dec. 5	@Washington	L-OT	2-3	8-15-5	19,740	69	Mar. 23	CAROLINA	L	3-5	18-39-12	14,511
29	Dec. 7	WASHINGTON	W	5-4	9-15-5	**14,703	70	Mar. 26	MONTREAL	W	5-4	19-39-12	**14,703
30	Dec. 10	@Carolina	W	5-2	10-15-5	7,219	71	Mar. 28	@Boston	W-OT	3-2	20-39-12	16,372
31	Dec. 12	@NY Rangers	W	4-3	11-15-5	18,200	72	Mar. 29	@Chicago	W	4-0	21-39-12	17,880
32	Dec. 13	@NY Islanders	L	1-4	11-16-5	10,343	73	Apr. 1	MONTREAL	L	3-4	21-40-12	14,416
33	Dec. 15	BOSTON	L	2-6	11-17-5	**14,703	74	Apr. 4	@Philadelphia	W	4-1	22-40-12	19,567
34	Dec. 17	NY RANGERS	L	2-4	11-18-5	**14,703	75	Apr. 5	PITTSBURGH	W	3-1	23-40-12	**14,703
35	Dec. 18	@Washington	W	4-0	12-18-5	10,414	76	Apr. 7	TORONTO	L	1-3	23-41-12	**14,703
36	Dec. 20	@Philadelphia	L	0-2	12-19-5	19,609	77	Apr. 9	PHILADELPHIA	W	3-2	24-41-12	**14,703
37	Dec. 23	ST. LOUIS	L	2-3	12-20-5	**14,703	78	Apr. 11	@Pittsburgh	T-OT	3-3	24-41-13	14,127
38	Dec. 26	@Carolina	W	5-2	13-20-5	8,684	79	Apr. 12	@New Jersey	T-OT	5-5	24-41-14	15,116
39	Dec. 27	@NY Islanders	W	6-2	14-20-5	**16,297	80	Apr. 14	OTTAWA	L	2-3	24-42-14	**14,703
40	Dec. 30	SAN JOSE	T-OT	2-2	14-20-6	**14,703	81	Apr. 16	PHILADELPHIA	L	3-7	24-43-14	**14,703
41	Jan. 1	NEW JERSEY	W-OT	2-1	15-20-6	**14,703	82	Apr. 18	@Tampa Bay	T-OT	2-2	24-43-15	14,261



# 1998-99

**RECORD: 30-34-18 (78 POINTS)**  
**SOUTHEAST DIVISION FINISH: 2ND**  
**EASTERN CONFERENCE FINISH: 9TH**

**COACH: TERRY MURRAY**  
**GENERAL MANAGER: BRYAN MURRAY**  
**CAPTAIN: SCOTT MELLANBY**

\*Indicates Rookie

NO.	POS.	NAME	GP	G	A	PTS	+/-	PIM	PPG	SHG	GWG	SHOTS
14	LW	Ray Whitney	81	26	38	64	-3	18	7	0	6	193
44	C	Rob Niedermayer	82	18	33	51	-13	50	6	1	3	142
25	C	Viktor Kozlov	65	16	35	51	13	24	5	1	1	209
27	RW	Scott Mellanby	67	18	27	45	5	85	4	0	3	136
19	RW	Radek Dvorak	82	19	24	43	7	29	0	4	0	182
21	RW	*Mark Parrish	73	24	13	37	-6	25	5	0	5	129
24	D	Robert Svehla	80	8	29	37	-13	83	4	0	0	157
11	LW	Bill Lindsay	75	12	15	27	-1	92	0	1	2	135
16	LW	*Oleg Kvasha	68	12	13	25	5	45	4	0	2	138
29	LW	Johan Garpenlov	64	8	9	17	-9	42	0	1	0	71
10	RW	Pavel Bure	11	13	3	16	3	4	5	1	0	44
55	D	Ed Jovanovski	41	3	13	16	-4	82	1	0	1	68
9	C	Kirk Muller	82	4	11	15	-11	49	0	0	1	107
8	D	*Jaroslav Spacek	63	3	12	15	15	28	2	1	0	92
15	C	Dave Gagner	36	4	10	14	-7	39	2	0	0	50
2	D	Terry Carkner	62	2	9	11	0	54	0	0	0	25
4	D	Bret Hedican	25	3	7	10	-2	17	0	0	1	38
3	D	Paul Laus	75	1	9	10	-1	218	0	0	0	54
28	LW	*Peter Worrell	62	4	5	9	0	258	0	0	2	50
26	D	*Dan Boyle	22	3	5	8	0	6	1	0	1	31
22	RW	Dino Ciccarelli	14	6	1	7	-1	27	5	0	1	23
5	D	Gord Murphy	51	0	7	7	4	16	0	0	0	56
7	D	Rhett Warrener	48	0	7	7	-1	64	0	0	0	33
18	LW	Alex Hicks	51	0	6	6	-4	58	0	0	0	47
6	D	*Peter Ratchuk	24	1	1	2	-1	10	0	0	0	34
12	LW	*Marcus Nilson	8	1	1	2	2	5	0	0	1	7
23	C	Chris Wells	20	0	2	2	-4	31	0	0	0	28
17	C	*Ryan Johnson	1	1	0	1	0	0	0	0	0	1
15	D	*Jeff Ware	6	0	1	1	-6	6	0	0	0	1
33	D	*Filip Kuba	5	0	1	1	2	0	0	0	0	5
26	RW	David Nemirovsky	2	0	1	1	1	0	0	0	0	2
12	LW	*Dwayne Hay	9	0	0	0	-1	0	0	0	0	3
37	RW	*Herbert Vasiljevs	5	0	0	0	-1	2	0	0	0	6
7	D	Mike Wilson	4	0	0	0	2	0	0	0	0	8
17	C	Steve Washburn	4	0	0	0	-1	4	0	0	0	0
6	D	Jeff Norton	3	0	0	0	0	2	0	0	0	2
15	D	*John Jakopin	3	0	0	0	-1	0	0	0	0	0
17	C	Viacheslav Butsayev	1	0	0	0	-1	2	0	0	0	0
12	D	Chris Allen	1	0	0	0	1	0	0	0	0	0

### GOALTENDERS

	GP	W	L	T	GAA	MINS	EN	SO	GA	SA	SV%
31 Sean Burke	59	21	24	14	2.66	3402	3	3	151	1624	.907
1 Kirk McLean	30	9	10	4	2.74	1597	1	2	73	727	.900
TOTALS	82	30	34	18	2.73	5017	4	5	228	2355	.903



# 1998-99



GAME DATE	OPP.	RES.SCORE	REC.	ATTEND.	GAME DATE	OPP.	RES.SCORE	REC.	ATTEND.
1 Oct. 9	TAMPA BAY	W 4-1	1-0-0	** 19,227	42 Jan. 18	BUFFALO	L 0-4	15-16-11	17,661
2 Oct. 10	@Nashville	W 1-0	2-0-0	17,285	43 Jan. 20	@NY Islanders	W 5-2	16-16-11	11,283
3 Oct. 16	@Buffalo	T 2-2	2-0-1	18,595	44 Jan. 21	@NY Rangers	W 2-1	17-16-11	18,200
4 Oct. 21	LOS ANGELES	T 1-1	2-0-2	17,367	45 Jan. 26	@Philadelphia	T 3-3	17-16-12	19,554
5 Oct. 23	VANCOUVER	L 0-5	2-1-2	18,070	46 Jan. 27	MONTREAL	W 2-1	18-16-12	** 19,250
6 Oct. 24	@Washington	T 2-2	2-1-3	19,740	47 Jan. 30	DALLAS	L 2-5	18-17-12	** 19,250
7 Oct. 28	DETROIT	L 2-7	2-2-3	** 19,163	48 Feb. 3	TORONTO	W 5-2	19-17-12	17,763
8 Oct. 30	@Chicago	W 7-3	3-2-3	16,807	49 Feb. 5	@Pittsburgh	L 0-3	19-18-12	14,283
9 Oct. 31	@New Jersey	L 1-3	3-3-3	13,136	50 Feb. 6	@Carolina	T 3-3	19-18-13	11,059
10 Nov. 2	@NY Islanders	L 2-6	3-4-3	8,192	51 Feb. 8	ST. LOUIS	L 4-5	19-19-13	17,087
11 Nov. 4	CHICAGO	W 2-1	4-4-3	17,515	52 Feb. 11	@Ottawa	W 3-1	20-19-13	16,355
12 Nov. 7	NEW JERSEY	L 3-4	4-5-3	18,306	53 Feb. 13	@Montreal	L 0-4	20-20-13	21,273
13 Nov. 11	NY RANGERS	W 4-1	5-5-3	** 19,154	54 Feb. 15	SAN JOSE	T 2-2	20-20-14	18,700
14 Nov. 12	@Philadelphia	W 2-1	6-5-3	19,568	55 Feb. 17	@Dallas	L 1-2	20-21-14	16,928
15 Nov. 14	@Pittsburgh	L 0-4	6-6-3	13,230	56 Feb. 18	@St. Louis	T 0-0	20-21-15	16,272
16 Nov. 19	@Boston	T 5-5	6-6-4	14,440	57 Feb. 20	PHOENIX	W 7-1	21-21-15	** 19,250
17 Nov. 21	@New Jersey	T 3-3	6-6-5	16,033	58 Feb. 24	PHILADELPHIA	W 5-3	22-21-15	** 19,250
18 Nov. 22	PHILADELPHIA	L-OT 1-2	6-7-5	** 19,225	59 Feb. 26	@Detroit	T 5-5	22-21-16	19,983
19 Nov. 25	BOSTON	L 0-1	6-8-5	18,922	60 Feb. 27	@Toronto	L 1-4	22-22-16	18,800
20 Nov. 27	@Tampa Bay	W 2-1	7-8-5	11,473	61 Mar. 3	COLORADO	L 5-7	22-23-16	18,985
21 Nov. 28	BUFFALO	W 6-2	8-8-5	18,655	62 Mar. 6	CAROLINA	T 2-2	22-23-17	** 19,250
22 Dec. 1	@NY Rangers	L-OT 4-5	8-9-5	18,200	63 Mar. 8	@Montreal	W 5-2	23-23-17	20,323
23 Dec. 2	@Buffalo	L 1-2	8-10-5	14,966	64 Mar. 9	@Boston	L 0-2	23-24-17	15,032
24 Dec. 5	CAROLINA	T 3-3	8-10-6	17,384	65 Mar. 11	@Washington	W 2-1	24-24-17	16,184
25 Dec. 9	OTTAWA	W 6-5	9-10-6	16,994	66 Mar. 13	TAMPA BAY	W 1-0	25-24-17	** 19,250
26 Dec. 12	CALGARY	L 2-4	9-11-6	17,334	67 Mar. 17	@San Jose	L 2-4	25-25-17	17,483
27 Dec. 16	PITTSBURGH	W 4-1	10-11-6	18,165	68 Mar. 20	@Los Angeles	L 3-4	25-26-17	14,551
28 Dec. 19	EDMONTON	W 3-1	11-11-6	17,953	69 Mar. 21	@Anaheim	W 5-2	26-26-17	16,434
29 Dec. 23	WASHINGTON	L 0-4	11-12-6	18,535	70 Mar. 24	NY RANGERS	L 1-2	26-27-17	** 19,250
30 Dec. 26	@Tampa Bay	W 3-1	12-12-6	17,983	71 Mar. 26	NASHVILLE	W 4-1	27-27-17	17,755
31 Dec. 28	NY ISLANDERS	W 5-1	13-12-6	** 19,250	72 Mar. 28	NEW JERSEY	T 2-2	27-27-18	18,870
32 Dec. 30	@Pittsburgh	L 4-7	13-13-6	17,112	73 Mar. 31	NY ISLANDERS	L 3-5	27-28-18	18,028
33 Jan. 1	CAROLINA	T 3-3	13-13-7	18,505	74 Apr. 1	@Washington	L 3-5	27-29-18	13,511
34 Jan. 2	PITTSBURGH	L 2-4	13-14-7	** 19,250	75 Apr. 3	OTTAWA	L 4-6	27-30-18	18,829
35 Jan. 5	@Phoenix	T 2-2	13-14-8	14,104	76 Apr. 5	WASHINGTON	L 0-3	27-31-18	17,670
36 Jan. 6	@Colorado	T 2-2	13-14-9	16,061	77 Apr. 7	BOSTON	L 2-5	27-32-18	18,987
37 Jan. 8	@Vancouver	T 1-1	13-14-10	15,027	78 Apr. 9	@Buffalo	L 1-3	27-33-18	18,595
38 Jan. 10	@Calgary	W 2-1	14-14-10	15,348	79 Apr. 10	@Toronto	L 1-9	27-34-18	18,800
39 Jan. 13	TORONTO	T 3-3	14-14-11	17,552	80 Apr. 12	@Ottawa	W 2-0	28-34-18	17,996
40 Jan. 14	@Carolina	L 2-3	14-15-11	6,544	81 Apr. 14	MONTREAL	W-OT 3-2	29-34-18	18,755
41 Jan. 16	NY ISLANDERS	W 1-0	15-15-11	19,097	82 Apr. 17	TAMPA BAY	W 6-2	30-34-18	19,079



# 1999-2000

**RECORD:** 43-27-6-6 (98 POINTS)  
**SOUTHEAST DIVISION FINISH:** 2ND  
**EASTERN CONFERENCE FINISH:** 5TH


**COACH:** TERRY MURRAY  
**GENERAL MANAGER:** BRYAN MURRAY  
**CAPTAIN:** SCOTT MELLANBY

\*Indicates Rookie

NO	POS	NAME	TEAM	GP	G	A	PTS	+/-	PIM	PP	SH	GW	SHTS	PCTG
10	RW	Pavel Bure	FLA	74	58	36	94	25	16	11	2	14	360	16.1
14	C	Ray Whitney	FLA	81	29	42	71	16	35	5	0	3	198	14.6
25	C	Viktor Kozlov	FLA	80	17	53	70	16	24	6	0	2	223	7.6
24	D	Robert Svehla	FLA	82	9	40	49	23	64	3	0	1	143	6.3
27	RW	Scott Mellanby	FLA	77	18	28	46	14	126	6	0	2	134	13.4
21	RW	Mark Parrish	FLA	81	26	18	44	1	39	6	0	3	152	17.1
28	D	Jaroslav Spacek	FLA	82	10	26	36	7	53	4	0	1	111	9.0
44	C	Rob Niedermayer	FLA	81	10	23	33	-5	46	1	0	4	135	7.4
4	D	Bret Hedican	FLA	76	6	19	25	4	68	2	0	1	58	10.3
13	LW	Oleg Kvasha	FLA	78	5	20	25	3	34	2	0	0	110	4.5
26	RW	Ray Sheppard	FLA	47	10	20	20	-4	4	5	0	2	74	13.5
7	D	Mike Wilson	FLA	60	4	16	20	10	35	0	0	2	65	6.2
19	RW	Radek Dvorak	FLA	35	7	10	17	5	6	0	0	1	67	10.4
18	LW	Cam Stewart	FLA	65	9	7	16	-2	30	0	0	3	52	17.3
12	C	*Ryan Johnson	FLA	66	4	12	16	1	14	0	0	0	44	9.1
3	D	Paul Laus	FLA	77	3	8	11	-1	172	0	0	0	44	6.8
9	C	Len Barrie	FLA	14	4	6	10	4	6	0	0	0	15	26.7
8	LW	Peter Worrell	FLA	48	3	6	9	-7	169	2	0	1	45	6.7
16	C	Mike Sillinger	FLA	13	4	4	8	-1	16	2	0	1	20	20.0
2	D	Lance Pitlick	FLA	62	3	5	8	7	44	0	0	1	26	11.5
22	D	Todd Simpson	FLA	82	1	6	7	5	202	0	0	0	50	2.0
5	D	*Filip Kuba	FLA	13	1	5	6	-3	2	1	0	1	16	6.3
16	RW	*Ivan Novoseltsev	FLA	14	2	1	3	-3	8	0	0	0	8	25.0
12	LW	Alex Hicks	FLA	8	1	2	3	3	4	0	0	0	6	16.7
6	D	*Dan Boyle	FLA	13	0	3	3	-2	4	0	0	0	9	0.0
48	LW	*Marcus Nilson	FLA	9	0	2	2	2	2	0	0	0	6	0.0
45	D	*Brad Ference	FLA	13	0	2	2	2	46	10	0	0	10	0.0
48	LW	*Dave Duerden	FLA	2	0	0	0	0	0	0	0	0	10.0	
47	C	Craig Ferguson	FLA	3	0	0	0	-2	0	0	0	0	2	0.0
40	C	*Eric Boguneicki	FLA	4	0	0	0	-1	2	0	0	0	5	0.0
48	LW	*Dwayne Hay	FLA	6	0	0	0	-2	2	0	0	0	30.0	
23	C	Chris Wells	FLA	13	0	0	0	-5	13	0	0	0	5	0.0
15	D	*John Jakopin	FLA	17	0	0	0	-2	26	0	0	0	10.0	

NO	GOALTENDERS	GP	W	L	T	GAA	MINS	EN	SO	GA	SA	SV%
32	Rich Shulmistra	1	1	0	0	1.00	60	0	0	1	21	.952
30	Mikhail Shtalenkov	15	8	4	2	2.31	882	0	0	34	369	.908
29	Mike Vernon	34	18	13	2	2.47	2019	2	1	83	1020	.919
1	Sean Burke	7	2	5	0	2.58	418	2	0	18	208	.913
37	Trevor Kidd	28	14	11	2	2.63	1574	0	1	69	809	.915
	FLA TOTALS	82	43	33	6	2.53	4965	4	2	209	2431	.914

# 1999-00



GAME	DATE	OPP.	RES.	SCORE	REC.	ATTEND.	GAME	DATE	OPP.	RES.	SCORE	REC.	ATTEND.
1	Oct. 2	WASHINGTON	W	4-3	1-0-0-0	16,767	42	Jan. 14	CAROLINA	W	5-1	25-11-3-3	15,073
2	Oct. 6	LOS ANGELES	W	4-2	2-0-0-0	13,751	43	Jan. 15	@Tampa Bay	W	5-2	26-11-3-3	14,619
3	Oct. 9	DETROIT	T	2-2	2-0-1-0	18,239	44	Jan. 17	PHILADELPHIA	W	3-1	27-11-3-3	17,029
4	Oct. 12	@Montreal	W	2-1	3-0-1-0	19,380	45	Jan. 19	WASHINGTON	L	1-3	27-12-3-3	14,002
5	Oct. 13	@Toronto	L	2-3	3-1-1-0	18,765	46	Jan. 21	@Atlanta	T	3-3	27-12-4-3	17,814
6	Oct. 16	ANAHEIM	W-OT	3-2	4-1-1-0	14,854	47	Jan. 22	BOSTON	W-OT	4-3	28-12-4-3	18,423
7	Oct. 20	VANCOUVER	W	5-2	5-1-1-0	14,585	48	Jan. 26	NEW JERSEY	L	2-3	28-13-4-3	15,689
8	Oct. 22	CALGARY	L-OT	2-3	5-1-1-1	14,423	49	Jan. 27	@Philadelphia	L	2-4	28-14-4-3	19,781
9	Oct. 24	@Philadelphia	L	0-2	5-2-1-1	19,301	50	Jan. 29	EDMONTON	W	2-1	29-14-4-3	16,181
10	Oct. 27	NY ISLANDERS	W	6-3	6-2-1-1	14,342	51	Feb. 1	@Carolina	L	2-4	29-15-4-3	8,482
11	Oct. 29	@Buffalo	L-OT	2-3	6-2-1-2	17,503	52	Feb. 2	MONTREAL	W	3-1	30-15-4-3	15,066
12	Oct. 30	@Ottawa	L	0-5	6-3-1-2	15,239	53	Feb. 9	SAN JOSE	W	4-1	31-15-4-3	14,274
13	Nov. 3	@Edmonton	T	2-2	6-3-2-2	13,646	54	Feb. 11	@Ottawa	L	3-5	31-16-4-3	17,763
14	Nov. 5	@Vancouver	L	2-3	6-4-2-2	17,055	55	Feb. 12	@Boston	W	5-1	32-16-4-3	17,565
15	Nov. 6	@Calgary	W	6-3	7-4-2-2	15,735	56	Feb. 14	@Montreal	L	1-4	32-17-4-3	18,781
16	Nov. 10	ATLANTA	W	4-1	8-4-2-2	14,745	57	Feb. 16	NY RANGERS	W	3-0	33-17-4-3	17,437
17	Nov. 13	BUFFALO	W	3-1	9-4-2-2	16,221	58	Feb. 19	PITTSBURGH	L	1-2	33-18-4-3	** 19,250
18	Nov. 17	@Colorado	W	2-1	10-4-2-2	18,001	59	Feb. 21	OTTAWA	L	2-4	33-19-4-3	15,226
19	Nov. 18	@St. Louis	L	0-3	10-5-2-2	16,619	60	Feb. 23	@Washington	L-OT	2-3	33-19-4-4	14,386
20	Nov. 20	PITTSBURGH	W-OT	2-1	11-5-2-2	16,349	61	Feb. 24	@Carolina	W	4-2	34-19-4-4	10,494
21	Nov. 24	PHILADELPHIA	L	1-6	11-6-2-2	16,624	62	Feb. 26	CAROLINA	L-OT	1-2	34-19-4-5	16,801
22	Nov. 26	NY RANGERS	W	6-2	12-6-2-2	17,276	63	Feb. 28	BUFFALO	L	2-5	34-20-4-5	14,916
23	Nov. 27	ATLANTA	W	3-0	13-6-2-2	14,618	64	Mar. 1	TORONTO	W	3-1	35-20-4-5	15,896
24	Dec. 3	@Atlanta	L	1-2	13-7-2-2	18,545	65	Mar. 3	@NY Rangers	L	2-4	35-21-4-5	18,200
25	Dec. 4	WASHINGTON	W	2-1	14-7-2-2	14,805	66	Mar. 4	ST. LOUIS	T	1-1	35-21-5-5	17,357
26	Dec. 8	@Phoenix	W	6-1	15-7-2-2	14,891	67	Mar. 7	@Washington	L	2-4	35-22-5-5	15,035
27	Dec. 10	@Dallas	L	3-4	15-8-2-2	17,001	68	Mar. 10	@Tampa Bay	W	4-3	36-22-5-5	12,232
28	Dec. 11	@Nashville	W	4-2	16-8-2-2	16,257	69	Mar. 11	CHICAGO	L	2-5	36-23-5-5	18,223
29	Dec. 15	NASHVILLE	W	3-2	17-8-2-2	13,793	70	Mar. 16	@Pittsburgh	L	2-4	36-24-5-5	16,958
30	Dec. 17	@Buffalo	W	4-2	18-8-2-2	16,753	71	Mar. 18	@NY Islanders	W	4-2	37-24-5-5	10,019
31	Dec. 18	@Pittsburgh	W	5-2	19-8-2-2	15,498	72	Mar. 19	@New Jersey	L	2-5	37-25-5-5	16,575
32	Dec. 20	TORONTO	L	4-6	19-9-2-2	16,794	73	Mar. 21	@NY Rangers	W	4-3	38-25-5-5	18,200
33	Dec. 22	ATLANTA	T	3-3	19-9-3-2	15,154	74	Mar. 23	@Boston	W	3-1	39-25-5-5	15,708
34	Dec. 26	@Carolina	L-OT	3-4	19-9-3-3	13,940	75	Mar. 25	MONTREAL	W	4-2	40-25-5-5	17,917
35	Dec. 27	@Tampa Bay	W	6-1	20-9-3-3	16,802	76	Mar. 29	DALLAS	L	1-4	40-26-5-5	16,484
36	Dec. 30	@Chicago	L	1-2	20-10-3-3	17,752	77	Mar. 31	OTTAWA	W	3-1	41-26-5-5	14,835
37	Jan. 1	TAMPA BAY	W	7-5	21-10-3-3	17,802	78	Apr. 1	TAMPA BAY	T	3-3	41-26-6-5	16,855
38	Jan. 5	@Anaheim	W	5-1	22-10-3-3	13,024	79	Apr. 3	NEW JERSEY	W	5-2	42-26-6-5	15,427
39	Jan. 6	@Los Angeles	L	2-4	22-11-3-3	14,114	80	Apr. 5	BOSTON	W	6-3	43-26-6-5	16,655
40	Jan. 8	@San Jose	W	4-2	23-11-3-3	17,483	81	Apr. 8	@New Jersey	L-OT	1-2	43-26-6-6	17,564
41	Jan. 12	NY ISLANDERS	W	4-3	24-11-3-3	14,602	82	Apr. 9	@NY Islanders	L	2-3	43-27-6-6	9,316



# 2000-01

**RECORD:** 22-38-13-9 (66 POINTS)  
**SOUTHEAST DIVISION FINISH:** 3RD  
**EASTERN CONFERENCE FINISH:** 12TH

**COACH:** TERRY MURRAY/DUANE SUTTER  
**GENERALMANAGER:** BRYAN MURRAY  
**CAPTAIN:** SCOTT MELLANBY, BILL TORREY

\*Indicates Rookie

NO	POS	NAME	TEAM	GP	G	A	PTS	+/-	PIM	PP	SH	GW	SHTS	PCTG
10	RW	Pavel Bure	FLA	82	59	33	92	-2	58	19	5	8	384	15.4
25	C	Viktor Kozlov	FLA	51	14	23	37	-4	10	6	0	2	139	8.5
18	LW	Marcus Nilson	FLA	78	12	24	36	-3	74	0	0	2	141	8.5
16	C	Mike Sillinger	FLA	55	13	21	34	-11	44	1	0	2	100	13.0
44	C	Rob Niedermayer	FLA	67	12	20	32	-12	50	3	1	0	115	10.4
14	LW	Ray Whitney	FLA	43	10	21	31	-16	28	5	0	0	117	8.5
11	C	Kevyn Adams	FLA	12	3	6	9	7	2	0	0	2	21	14.3
		CBJ		66	8	12	20	-4	52	0	0	1	84	9.5
13	C	Vaclav Prospal	FLA	34	4	12	16	-2	10	1	0	0	68	5.9
		OTT		40	1	12	13	1	12	0	0	0	68	1.5
24	D	Robert Svehla	FLA	82	6	22	28	-8	76	0	0	0	121	5.0
29	D	Anders Eriksson	FLA	60	0	21	21	2	28	0	0	0	80	0.0
		CHI		13	2	3	5	-4	2	1	0	0	19	10.5.
17	LW	Greg Adams	FLA	60	11	12	23	-3	10	2	0	1	66	16.7
9	C	Len Barrie	FLA	60	5	18	23	4	135	0	1	2	48	10.4
26	D	Dan Boyle	FLA	69	4	18	22	-14	28	1	0	0	83	4.8
4	D	Bret Hedican	FLA	70	5	15	20	-7	72	4	0	1	104	4.8
21	RW	*Denis Shvidki	FLA	43	6	10	16	6	16	0	0	1	28	21.4
12	C	Olli Jokinen	FLA	78	6	10	16	-22	106	0	0	0	121	5.0
8	LW	Peter Worrell	FLA	71	3	7	10	-10	248	0	0	0	86	3.5
27	RW	Scott Mellanby	FLA	40	4	9	13	-13	46	1	0	0	58	6.9
9	C	Igor Larionov	FLA	26	5	6	11	-11	10	2	0	0	15	33.3
39	RW	*Ivan Novoseltsev	FLA	38	3	6	9	-5	16	0	0	0	34	8.8
19	C	*Serge Payer	FLA	43	5	1	6	0	21	0	1	0	34	14.7
36	D	*Joey Tetarenko	FLA	29	3	1	4	-1	44	0	0	0	21	14.3
22	D	Todd Simpson	FLA	25	1	3	4	0	74	0	0	1	26	3.8
28	D	Jaroslav Spacek	FLA	12	2	1	3	-4	8	1	0	0	21	9.5
3	D	Paul Laus	FLA	25	1	2	3	5	66	0	0	0	18	5.6
15	D	*John Jakopin	FLA	60	1	2	3	-4	62	0	0	0	23	4.3
2	D	Lance Pitlick	FLA	68	1	2	3	-5	42	0	0	0	24	4.2
5	D	Yan Golubovsky	FLA	6	0	2	2	3	2	0	0	0	4	0.0
49	D	*Lance Ward	FLA	30	0	2	2	-3	45	0	0	0	17	0.0
41	LW	*Andrej Podkonicky	FLA	6	1	0	1	0	2	0	0	0	5	20.0
45	D	*Brad Ference	FLA	14	0	1	1	-10	14	0	0	0	5	0.0
7	D	Mike Wilson	FLA	19	0	1	1	-7	25	0	0	0	26	0.0
43	RW	Paul Brousseau	FLA	1	0	0	0	0	0	0	0	0	0	0.0
23	RW	Rocky Thompson	FLA	3	0	0	0	0	19	0	0	0	0	0.0
43	RW	David Emma	FLA	6	0	0	0	-1	0	0	0	0	6	0.0
35	D	Peter Ratchuk	FLA	8	0	0	0	-1	0	0	0	0	11	0.0
NO	GOALTENDERS			GP	W	L	T	GAA	MINS	EN	SO	GA	SA	SV%
1	*Roberto Luongo			47	12	24	7	2.44	2628	6	5	107	1333	.920
37	Trevor Kidd			42	10	23	6	3.31	2354	3	1	130	1217	.893
	FLA TOTALS			82	22	47	13	2.95	5006	9	6	246	2559	.904



# 2000-01



GAME	DATE	OPP.	RES. SCORE	REC.	ATTEND.	GAME	DATE	OPP.	RES. SCORE	REC.	ATTEND.	
1	Oct. 6	VANCOUVER	L-OT	3-4	0-0-0-1	17,535	42	Jan. 9	@ Carolina	L	3-7 8-21-7-6	8,732
2	Oct. 9	@Boston	L	2-4	0-1-0-1	14,415	43	Jan. 12	CAROLINA	T	2-2 8-21-8-6	12,727
3	Oct. 13	CAROLINA	T	2-2	0-1-1-1	13,764	44	Jan. 13	PHILADELPHIA	L	1-4 8-22-8-6	16,105
4	Oct. 18	@Phoenix	L-OT	1-2	0-1-1-2	12,862	45	Jan. 15	DALLAS	W	2-0 9-22-8-6	13,238
5	Oct. 20	@Colorado	L	1-5	0-2-1-2	18,007	46	Jan. 17	@Chicago	L	0-5 9-23-8-6	12,750
6	Oct. 22	@Minnesota	T	0-0	0-2-2-2	18,064	47	Jan. 19	@Buffalo	L	0-1 9-24-8-6	18,690
7	Oct. 25	NEW JERSEY	L	1-2	0-3-3-2	13,791	48	Jan. 20	@Philadelphia	L	3-5 9-25-8-6	19,682
8	Oct. 27	@Nashville	T	3-3	0-3-3-2	15,143	49	Jan. 22	@Boston	W	3-2 10-25-8-6	14,770
9	Oct. 28	OTTAWA	W	3-1	1-3-3-2	14,501	50	Jan. 24	@Washington	L	1-2 10-26-8-6	16,780
10	Oct. 30	@New Jersey	L-OT	5-6	1-3-3-3	13,168	51	Jan. 26	OTTAWA	L-OT	4-5 10-26-8-7	12,958
11	Nov. 1	NY ISLANDERS	L	0-3	1-4-3-3	13,371	52	Jan. 27	TAMPA BAY	W-OT	3-2 11-26-8-7	14,612
12	Nov. 4	WASHINGTON	L	2-3	1-5-3-3	14,656	53	Jan. 30	@Tampa Bay	L	3-4 11-27-8-7	11,752
13	Nov. 8	MONTREAL	L	2-4	1-6-3-3	14,028	54	Jan. 31	BUFFALO	W	5-2 12-27-8-7	13,003
14	Nov. 10	CALGARY	T	3-3	1-6-4-3	14,085	55	Feb. 7	MINNESOTA	W	2-1 13-27-8-7	12,422
15	Nov. 13	ATLANTA	L	1-4	1-7-4-3	13,686	56	Feb. 9	NY RANGERS	L	2-4 13-28-8-7	17,273
16	Nov. 15	@Carolina	W	4-1	2-7-4-3	11,088	57	Feb. 10	@Atlanta	W	7-3 14-28-8-7	18,196
17	Nov. 17	@Columbus	W	3-0	3-7-4-3	17,615	58	Feb. 14	PHOENIX	W	4-3 15-28-8-7	12,785
18	Nov. 18	@Ottawa	L	2-5	3-8-4-3	18,204	59	Feb. 16	BOSTON	W	2-1 16-28-8-7	15,196
19	Nov. 21	@Montreal	W	4-1	4-8-4-3	19,009	60	Feb. 19	ST. LOUIS	W	3-0 17-28-8-7	14,305
20	Nov. 24	@Tampa Bay	L	1-2	4-9-4-3	19,424	61	Feb. 21	@Pittsburgh	L-OT	2-3 17-28-8-8	16,958
21	Nov. 25	TAMPA BAY	W-OT	2-1	5-9-4-3	15,612	62	Feb. 22	@Ottawa	L	2-4 17-29-8-8	18,500
22	Nov. 29	CAROLINA	L-OT	1-2	5-9-4-4	13,008	63	Feb. 24	@NY Islanders	L	4-5 17-30-8-8	13,224
23	Dec. 1	DETROIT	L	1-3	5-10-4-4	17,013	64	Feb. 26	@New Jersey	L	3-5 17-31-8-8	14,114
24	Dec. 2	@St. Louis	L	2-5	5-11-4-4	19,364	65	Feb. 28	@NY Rangers	L	2-4 17-32-8-8	18,200
25	Dec. 4	@Toronto	T	4-4	5-11-5-4	19,144	66	Mar. 2	ATLANTA	L	3-4 17-33-8-8	15,171
26	Dec. 6	NY ISLANDERS	L	1-4	5-12-5-4	13,034	67	Mar. 3	@Atlanta	T	2-2 17-33-9-8	16,331
27	Dec. 8	@Atlanta	L-OT	3-4	5-12-5-5	15,002	68	Mar. 7	SAN JOSE	T	3-317-33-10-8	12,855
28	Dec. 9	Colorado	L	2-4	5-13-5-5	15,290	69	Mar. 9	COLUMBUS	L-OT	6-717-33-10-9	13,358
29	Dec. 13	@Detroit	T	3-3	5-13-6-5	19,995	70	Mar. 11	@NY Islanders	W	4-118-33-10-9	15,178
30	Dec. 15	@Pittsburgh	W	4-1	6-13-6-5	15,004	71	Mar. 14	EDMONTON	T	2-218-33-11-9	13,100
31	Dec. 16	@Buffalo	L	2-3	6-14-6-5	17,403	72	Mar. 16	PITTSBURGH	L	3-618-34-11-9**	19,250
32	Dec. 18	@NY Rangers	L	3-6	6-15-6-5	18,200	73	Mar. 17	TORONTO	L	3-518-35-11-9	16,205
33	Dec. 20	PITTSBURGH	T	2-2	6-15-7-5	13,992	74	Mar. 20	@Montreal	T	3-318-35-12-9	20,080
34	Dec. 22	NEW JERSEY	L	0-2	6-16-7-5	14,428	75	Mar. 21	@Toronto	W	3-119-35-12-9	19,309
35	Dec. 23	@Washington	L	3-5	6-17-7-5	15,001	76	Mar. 23	WASHINGTON	W	4-120-35-12-9	14,354
36	Dec. 27	PHILADELPHIA	L	2-5	6-18-7-5	16,160	77	Mar. 28	MONTREAL	T	2-220-35-13-9	14,239
37	Dec. 29	BOSTON	W	3-0	7-18-7-5	15,336	78	Mar. 30	TAMPA BAY	L	2-420-36-13-9	15,937
38	Dec. 30	TORONTO	L	1-4	7-19-7-5	17,874	79	Apr. 2	BUFFALO	L	3-520-37-13-9	13,211
39	Jan. 3	@Anaheim	L-OT	2-3	7-19-7-6	11,396	80	Apr. 3	@Philadelphia	W	2-121-37-13-9	19,565
40	Jan. 4	@Los Angeles	W	4-3	8-19-7-6	14,377	81	Apr. 5	@Washington	L	0-321-38-13-9	14,727
41	Jan. 6	@ San Jose	L	1-3	8-20-7-6	17,496	82	Apr. 7	NY RANGERS	W	3-022-38-13-9	18,389



# 2001-02

**RECORD:** 22-44-10-6 (60 POINTS)  
**SOUTHEAST DIVISION FINISH:** 4TH  
**EASTERNCONFERENCE FINISH:** 14TH

**COACH:** DUANE SUTTER/MIKE KEENAN  
**GENERAL MANAGER:** BILL TORREY/CHUCK FLETCHER (INTERIM)  
**CAPTAIN:** PAUL LAUS/PAVEL BURE

\*Indicates Rookie

NO	POS	NAME	TEAM	GP	G	A	PTS	+/-	PIM	PP	SH	GW	S	PCTG
44	D	Sandis Ozolins	FLA	37	10	19	29	-3	24	2	0	1	101	9.9
			CAR	46	4	19	23	-4	34	1	0	0	71	5.6
10	RW	Pavel Bure	FLA	56	22	27	49	-14	56	9	1	1	238	9.2
22	LW	*Kristian Huselius	FLA	79	23	22	45	-4	14	6	1	3	169	13.6
18	LW	Marcus Nilson	FLA	81	14	19	33	-14	55	6	1	2	147	9.5
28	C	Jason Wiemer	FLA	70	11	20	31	-4	178	5	1	1	115	9.6
39	RW	Ivan Novoseltsev	FLA	70	13	16	29	-10	44	1	1	5	109	11.9
12	C	Olli Jokinen	FLA	80	9	20	29	-16	98	3	1	0	153	5.9
24	D	Robert Svehla	FLA	82	7	22	29	-19	87	3	0	0	119	5.9
14	LW	*Niklas Hagman	FLA	78	10	18	28	-6	8	0	1	2	134	7.5
25	C	Viktor Kozlov	FLA	50	9	18	27	-16	20	6	0	1	143	6.3
20	RW	Valeri Bure	FLA	31	8	10	18	-3	12	2	0	1	100	8.0
45	D	Brad Ference	FLA	80	2	15	17	-13	254	0	0	0	65	3.1
26	RW	*Pierre Dagenais	FLA	26	7	1	8	-5	4	2	0	0	47	14.9
			NJD	16	3	3	6	-5	4	1	0	1	30	10.0
16	C	Kevyn Adams	FLA	44	4	8	12	-3	28	0	1	0	71	5.6
43	C	Bryon Ritchie	FLA	31	5	6	11	-2	34	2	0	0	55	9.1
			CAR	4	0	0	0	0	2	0	0	0	5	0.0
55	D	Igor Ulanov	FLA	14	0	4	4	-3	11	0	0	0	9	0.0
			NYR	39	0	6	6	-4	53	0	0	0	17	0.0
11	LW	Bill Lindsay	FLA	63	4	7	11	-11	117	0	0	1	63	6.3
4	D	Bret Hedican	FLA	31	3	7	10	-4	12	0	0	0	46	6.5
8	LW	Peter Worrell	FLA	79	4	5	9	-15	354	0	0	1	65	6.2
3	D	Paul Laus	FLA	45	4	3	7	1	157	0	1	0	39	10.3
26	D	Dan Boyle	FLA	25	3	3	6	-1	12	1	0	0	31	9.7
49	D	Lance Ward	FLA	68	1	4	5	-20	131	0	0	0	39	2.6
17	C	Ryan Johnson	FLA	29	1	3	4	-5	10	0	0	0	24	4.2
38	LW	*Eric Beaudoin	FLA	8	1	3	4	-2	4	0	0	1	11	9.1
5	D	Jeff Norton	FLA	29	0	4	4	-5	8	0	0	0	13	0.0
21	RW	Denis Shvidki	FLA	8	1	2	3	-4	2	0	0	0	11	9.0
19	C	*Stephen Weiss	FLA	7	1	1	2	2	0	1	0	0	15	6.7
2	D	Lance Pitlick	FLA	35	1	1	2	-14	12	0	0	0	15	6.7
42	D	Brad Norton	FLA	22	0	2	2	-2	45	0	0	0	6	0.0
36	D	Joey Tetarenko	FLA	38	1	0	1	-5	123	0	0	0	10	10.0
23	D	*Kyle Rossiter	FLA	2	0	0	0	-1	2	0	0	0	0	0.0
42	C	Matt Herr	FLA	3	0	0	0	-2	0	0	0	0	0	0.0
33	RW	*David Morisset	FLA	4	0	0	0	-7	5	0	0	0	2	0.0
29	D	*Lukas Krajicek	FLA	5	0	0	0	0	0	0	0	0	3	0.0
23	RW	*Rocky Thompson	FLA	6	0	0	0	12	0	0	0	0	0	0.0
41	C	*Nick Smith	FLA	15	0	0	0	-1	0	0	0	0	2	0.0
42	D	Brad Norton	FLA	22	0	2	2	-2	45	0	0	0	6	0.0

**GOALTENDERS**

	GP	W	L	T	GAA	SO	GA	SA	SV%
Roberto Luongo	58	16	33	4	2.77	4	140	1653	.915
Wade Flaherty	4	2	2	1	2.94	0	12	148	.919
Trevor Kidd	33	4	16	5	3.21	1	90	857	.895
Fla Totals									

# 2001-02



GAME	DATE	OPP.	RES.	SCORE	REC.	ATTEND.	GAME	DATE	OPP.	RES.	SCORE	REC.	ATTEND.
1	Oct. 4	@ Philadelphia	L	2-5	0-1-0-0	19,545	42	Jan. 7	@Washington	W	2-1	14-22-3-3	17,295
2	Oct. 6	NY ISLANDERS	L	0-3	0-2-0-0	**19,250	43	Jan. 9	DALLAS	L	2-3	14-23-3-3	15,225
3	Oct. 7	@Tampa Bay	W	5-0	1-2-0-0	12,658	44	Jan. 11	OTTAWA	L	2-4	14-24-3-3	14,105
4	Oct. 10	OTTAWA	L	0-2	1-3-0-0	14,651	45	Jan. 12	WASHINGTON	L	0-1	14-25-3-3	15,519
5	Oct. 13	PHILADELPHIA	L	2-5	1-4-0-0	16,547	46	Jan. 16	CHICAGO	L	0-3	14-26-3-3	14,341
6	Oct. 16	@Vancouver	T-OT	2-2	1-4-1-0	16,859	47	Jan. 18	@Dallas	W	3-2	15-26-3-3	18,532
7	Oct. 18	@Calgary	L	1-3	1-5-1-0	15,093	48	Jan. 19	ATLANTA	L	1-6	15-27-3-3	15,292
8	Oct. 20	@Edmonton	L	2-6	1-6-1-0	16,839	49	Jan. 21	MONTREAL	W	7-5	16-27-3-3	14,722
9	Oct. 24	WASHINGTON	L-OT	3-4	1-6-1-1	14,064	50	Jan. 23	NEW JERSEY	L	1-3	16-28-3-3	15,969
10	Oct. 26	LOS ANGELES	W	3-2	2-6-1-1	18,093	51	Jan. 25	@Carolina	T-OT	1-1	16-28-4-3	18,730
11	Oct. 28	@Pittsburgh	T-OT	2-2	2-6-2-1	16,449	52	Jan. 26	@Boston	L	2-4	16-29-4-3	17,565
12	Oct. 30	@NY Islanders	L	2-3	2-7-2-1	9,271	53	Jan. 30	PHOENIX	L	1-3	16-30-4-3	17,191
13	Oct. 31	@NY Rangers	W	3-1	3-7-2-1	17,114	54	Feb. 4	NY ISLANDERS	T-OT	6-6	16-30-5-3	14,030
14	Nov. 3	NY RANGERS	L	3-5	3-8-2-1	18,238	55	Feb. 6	TAMPA BAY	L	2-3	16-31-5-3	13,684
15	Nov. 7	PITTSBURGH	W	2-0	4-8-2-1	16,164	56	Feb. 7	@Tampa Bay	W	3-1	17-31-5-3	14,911
16	Nov. 10	PHILADELPHIA	L-OT	2-3	4-8-2-2	17,977	57	Feb. 9	@Boston	L	1-4	17-32-5-3	17,565
17	Nov. 12	BUFFALO	L	3-5	4-9-2-2	13,392	58	Feb. 12	@Nashville	L	0-1	17-33-5-3	14,025
18	Nov. 14	TORONTO	L	2-3	4-10-2-2	15,374	59	Feb. 13	@Chicago	L	4-5	17-34-5-3	15,197
19	Nov. 16	@Buffalo	W	2-0	5-10-2-2	17,568	60	Feb. 26	@Washington	L	3-4	17-35-5-3	15,803
20	Nov. 17	@Montreal	L-OT	0-1	5-10-2-3	19,923	61	Feb. 27	DETROIT	L-OT	2-3	17-35-5-4	**19,250
21	Nov. 19	@Toronto	L	1-5	5-11-2-3	19,219	62	Mar. 2	@Tampa Bay	L	2-3	17-36-5-4	16,684
22	Nov. 21	ANAHEIM	W	6-0	6-11-2-3	15,232	63	Mar. 5	@Pittsburgh	L-OT	5-6	17-36-5-5	12,652
23	Nov. 24	NEW JERSEY	L	1-5	6-12-2-3	18,875	64	Mar. 8	EDMONTON	W	5-4	18-36-5-5	15,914
24	Nov. 27	@Colorado	L	1-4	6-13-2-3	18,007	65	Mar. 9	NASHVILLE	T-OT	2-2	18-36-6-5	15,378
25	Nov. 29	@Minnesota	L	0-6	6-14-2-3	18,064	66	Mar. 13	CALGARY	T-OT	3-3	18-36-7-5	13,868
26	Dec. 1	ATLANTA	L	2-5	6-15-2-3	15,032	67	Mar. 15	BUFFALO	W	5-2	19-36-7-5	15,571
27	Dec. 5	COLUMBUS	W	2-0	7-15-2-3	13,419	68	Mar. 17	@Ottawa	L	0-2	19-37-7-5	16,405
28	Dec. 8	CAROLINA	L	2-3	7-16-2-3	15,774	69	Mar. 20	MONTREAL	L	1-4	19-38-7-5	14,609
29	Dec. 12	@Carolina	L	1-4	7-17-2-3	10,281	70	Mar. 21	@Carolina	L	2-3	19-39-7-5	15,088
30	Dec. 14	@New Jersey	W	3-2	8-17-2-3	14,211	71	Mar. 23	BOSTON	L	1-3	19-40-7-5	16,403
31	Dec. 15	@NY Islanders	W	3-1	9-17-2-3	13,315	72	Mar. 25	@New Jersey	L	1-3	19-41-7-5	15,014
32	Dec. 17	@NY Rangers	L	2-4	9-18-2-3	17,784	73	Mar. 26	@Montreal	W	2-1	20-41-7-5	20,388
33	Dec. 19	WASHINGTON	W	5-2	10-18-2-3	15,245	74	Mar. 28	@Ottawa	W	4-3	21-41-7-5	14,352
34	Dec. 22	ST. LOUIS	L	0-2	10-19-2-3	17,504	75	Mar. 30	NY RANGERS	L	2-4	21-42-7-5	**19,250
35	Dec. 26	@Atlanta	T-OT	3-3	10-19-3-3	14,051	76	Apr. 3	PITTSBURGH	W	3-2	22-42-7-5	15,614
36	Dec. 28	BOSTON	L	1-7	10-20-3-3	17,391	77	Apr. 5	@Buffalo	L	1-3	22-43-7-5	17,217
37	Dec. 29	TORONTO	W	4-2	11-20-3-3	**19,250	78	Apr. 6	@Toronto	T-OT	2-2	22-43-8-5	19,373
38	Dec. 31	ATLANTA	W	4-3	12-20-3-3	14,164	79	Apr. 8	@Philadelphia	T-OT	4-4	22-43-9-5	19,517
39	Jan. 2	@Los Angeles	L	1-3	12-21-3-3	17,006	80	Apr. 10	@Atlanta	T-OT	4-4	22-43-10-5	13,747
40	Jan. 4	@Anaheim	W	2-1	13-21-3-3	10,696	81	Apr. 12	CAROLINA	L	1-3	22-44-10-5	**19,250
41	Jan. 5	@San Jose	L	0-6	13-22-3-3	17,496	82	Apr. 14	TAMPA BAY	L-OT	2-3	22-44-10-6	18,219



# 2002-03

**RECORD:** 24-36-13-9 (70 POINTS)  
**SOUTHEAST DIVISION FINISH:** 4TH  
**EASTERN CONFERENCE FINISH:** 13TH

**COACH:** MIKE KEENAN  
**GENERAL MANAGER:** RICK DUDLEY  
**CAPTAIN:** NO CAPTAIN

\*Indicates Rookie

NO	POS	NAME	TEAM	GP	G	A	PTS	+/-	PIM	PP	SH	GW	SHTS	PCTG
12	C	Olli Jokinen	FLA	81	36	29	65	-17	79	13	3	6	240	15.0
25	RW	Viktor Kozlov	FLA	74	22	34	56	-8	18	7	1	1	232	9.5
22	LW	Kristian Huselius	FLA	78	20	23	43	-6	20	3	0	3	187	10.7
18	LW	Marcus Nilson	FLA	82	15	19	34	2	31	7	1	0	187	8.0
16	C	Matt Cullen	ANA	50	7	14	21	-4	12	1	0	1	77	9.1
			FLA	30	6	6	12	-4	22	2	1	1	54	11.1
			TOTAL	80	13	20	33	-8	34	3	1	2	131	9.9
39	RW	Ivan Novoseltsev	FLA	78	10	17	27	-16	30	1	0	0	115	8.7
27	RW	*Jaroslav Bednar	LA	15	0	9	9	3	4	0	0	0	29	.0
			FLA	52	5	13	18	-2	14	2	0	1	66	7.6
			TOTAL	67	5	22	27	1	18	2	0	1	95	5.3
20	RW	#Valeri Bure	FLA	46	5	21	26	-11	10	3	0	2	150	3.3
44	D	#Sandis Ozolinsh	FLA	51	7	19	26	-16	40	5	0	2	83	8.4
14	LW	Niklas Hagman	FLA	80	8	15	23	-8	20	2	0	0	132	6.1
9	C	*Stephen Weiss	FLA	77	6	15	21	-13	17	0	0	2	87	6.9
4	D	*Jay Bouwmeester	FLA	82	4	12	16	-29	14	2	0	0	110	3.6
6	D	Andreas Lilja	LA	17	0	3	3	5	14	0	0	0	13	.0
			FLA	56	4	8	12	8	56	0	0	0	59	6.8
			TOTAL	73	4	11	15	13	70	0	0	0	72	5.6
56	D	Ivan Majesky	FLA	82	4	8	12	-18	92	0	0	2	52	7.7
7	D	Pavel Trnka	ANA	24	3	6	9	2	6	1	0	0	33	9.1
			FLA	22	0	3	3	-1	24	0	0	0	25	.0
			TOTAL	46	3	9	12	1	30	1	0	0	58	5.2
34	D	Mathieu Biron	FLA	34	1	8	9	-18	14	0	1	0	52	1.9
32	LW	Stephane Matteau	FLA	52	4	4	8	-9	27	0	0	0	47	8.5
45	D	#Brad Ference	FLA	60	2	6	8	2	118	0	0	0	41	4.9
36	D	#Dmitry Yushkevich	FLA	23	1	6	7	-12	14	0	0	0	23	4.3
17	C	#Ryan Johnson	FLA	58	2	5	7	-13	26	0	0	0	54	3.7
21	RW	Denis Shvidki	FLA	23	4	2	6	-7	12	2	0	1	29	13.8
8	LW	Peter Worrell	FLA	63	2	3	5	-14	193	0	0	0	52	3.8
29	LW	Jeff Toms	FLA	8	2	4	2	4	0	0	0	1	12	16.7
49	RW/D	#Lance Ward	FLA	36	3	1	4	-4	78	0	0	1	34	8.8
	D	Mike Van Ryn	STL	20	0	3	3	3	8	0	0	0	21	.0
			FLA	0	0	0	0	0	0	0	0	0	0	-
			TOTAL	20	0	3	3	3	8	0	0	0	21	.0
19	C	Byron Ritchie	FLA	30	0	3	3	-4	19	0	0	0	29	.0
5	D	Branislav Mezei	FLA	11	2	0	2	-2	10	0	0	1	10	20.0
55	D	Igor Ulanov	FLA	56	1	1	2	7	39	0	0	0	20	5.0
29	D	Igor Kravchuk	FLA	7	0	1	1	-3	4	0	0	0	8	.0
23	RW	*Juraj Kolnik	FLA	10	0	1	1	1	0	0	0	0	14	.0
38	LW	Eric Beaudoin	FLA	15	0	1	1	-7	25	0	0	0	11	.0
15	RW	Jim Campbell	FLA	1	0	0	0	0	0	0	0	0	3	.0
28	D	Jamie Rivers	FLA	1	0	0	0	-2	2	0	0	0	2	.0
	D	Pascal Trepanier	NSH	1	0	0	0	0	0	0	0	0	1	.0
			FLA	0	0	0	0	0	0	0	0	0	0	-
			TOTAL	1	0	0	0	0	0	0	0	0	1	.0
36	RW	#Joey Tetarenko	FLA	2	0	0	0	-1	4	0	0	0	2	.0
33	D	*Kyle Rossiter	FLA	3	0	0	0	-2	0	0	0	0	0	-
26	RW	Pierre Dagenais	FLA	9	0	0	0	-1	4	0	0	0	5	.0
24	LW	Darcy Hordichuk	PHX	25	0	0	0	-1	82	0	0	0	5	.0
			FLA	3	0	0	0	-1	15	0	0	0	2	.0
			TOTAL	28	0	0	0	-2	97	0	0	0	7	.0
NO	GOALTENDERS			GP	W	L	T	GAA	MIN	EN	SO	GA	SA	SV%
1	Roberto Luongo			65	36	27	2.71	20	34	7	6	164	2011	.918
30	Jani Hurme			28	13	7	2.88	4	11	6	0	66	707	.907
	FLA TOTALS			82	50	21	2.83	24	45	13	7	237	2725	.913



# 2002-03



GAMEDATE	OPP.	RES.	SCORE	REC.	ATTEND.	GAMEDATE	OPP.	RES.	SCORE	REC.	ATTEND.		
1	10/10	TAMPA BAY	L-OT	3-4	0-0-0-1	18,013	42	1/10	NEW JERSEY	L	1-2	12-13-9-8	16,144
2	10/12	@Atlanta	W	5-4	1-0-0-1	18,545	43	1/11	@Washington	L	2-12	12-14-9-8	16,687
3	10/15	@Minnesota	L	1-4	1-1-0-1	18,064	44	1/13	@New Jersey	L	2-6	12-15-9-8	10,191
4	10/17	@Chicago	L	1-4	1-2-0-1	10,192	45	1/15	BOSTON	W	3-0	13-15-9-8	13,844
5	10/19	@Columbus	L	1-4	1-3-0-1	17,424	46	1/18	PITTSBURGH	W	3-0	14-15-9-8	18,313
6	10/21	ATLANTA	W	3-2	2-3-0-1	12,144	47	1/20	MONTREAL	L	2-3	14-16-9-8	**19,250
7	10/23	@Toronto	W	4-1	3-3-0-1	18,781	48	1/22	OTTAWA	L	1-2	14-17-9-8	13,944
8	10/24	@NY Islanders	L	3-5	3-4-0-1	12,234	49	1/24	@Carolina	L	1-3	14-18-9-8	15,346
9	10/26	WASHINGTON	T	1-1	3-4-1-1	14,913	50	1/25	CAROLINA	W	3-2	15-18-9-8	16,122
10	10/28	TAMPA BAY	L	1-6	3-5-1-1	13,244	51	1/28	@Montreal	L	3-6	15-19-9-8	20,025
11	10/30	@Dallas	W	3-2	4-5-1-1	18,532	52	1/30	@Detroit	T	2-2	15-19-10-8	20,058
12	11/2	ATLANTA	L	1-3	4-6-1-1	13,722	53	2/5	TORONTO	L	0-6	15-20-10-8	13,944
13	11/6	PITTSBURGH	W	4-3	5-6-1-1	14,244	54	2/6	@Pittsburgh	W	6-0	16-20-10-8	12,231
14	11/7	@Washington	L-OT	1-2	5-6-1-2	15,604	55	2/8	TAMPA BAY	T	4-4	16-20-11-8	14,522
15	11/9	CALGARY	W	3-0	6-6-1-2	14,794	56	2/12	NY RANGERS	L	1-3	16-21-11-8	15,834
16	11/11	CHICAGO	T	2-2	6-6-2-2	12,974	57	2/14	BOSTON	L-OT	5-6	16-21-11-9	14,813
17	11/13	@Philadelphia	T	1-1	6-6-3-2	18,834	58	2/15	WASHINGTON	L	1-2	16-22-11-9	16,144
18	11/14	@Ottawa	L-OT	2-3	6-6-3-3	13,323	59	2/18	@Montreal	W	3-0	17-22-11-9	21,026
19	11/16	SAN JOSE	L	7-3	6-7-3-3	16,322	60	2/20	@Ottawa	W	4-3	18-22-11-9	15,250
20	11/19	@Atlanta	L-OT	3-4	6-7-3-4	9,012	61	2/22	@Philadelphia	W	4-2	19-22-11-9	19,433
21	11/20	NY ISLANDERS	T	3-3	6-7-4-4	14,444	62	2/24	BUFFALO	T	2-2	19-22-12-9	11,944
22	11/22	@Phoenix	T	3-3	6-7-5-4	11,377	63	2/26	ANAHEIM	L	1-2	19-23-12-9	14,644
23	11/24	@Anaheim	T	4-4	6-7-6-4	13,254	64	2/27	@Tampa Bay	L	1-3	19-24-12-9	14,192
24	11/27	@Los Angeles	W	5-2	7-7-6-4	16,782	65	3/1	@NY Rangers	L	2-5	19-25-12-9	18,200
25	11/30	VANCOUVER	L	2-5	7-8-6-4	15,313	66	3/3	@Toronto	W	2-1	20-25-12-9	19,294
26	12/4	CAROLINA	W	4-2	8-8-6-4	10,944	67	3/5	COLORADO	L	1-3	20-26-12-9	15,913
27	12/6	@Carolina	W	2-0	9-8-6-4	17,006	68	3/7	@Atlanta	W	2-1	21-26-12-9	14,224
28	12/7	EDMONTON	L	0-4	9-9-6-4	14,144	69	3/8	BUFFALO	L	0-4	21-27-12-9	**19,250
29	12/10	PHILADELPHIA	L	2-5	9-10-6-4	12,622	70	3/10	@NY Rangers	W	2-1	22-27-12-9	18,200
30	12/13	NY ISLANDERS	T	3-3	9-10-7-4	14,313	71	3/12	MONTREAL	L	0-4	22-28-12-9	15,844
31	12/18	TORONTO	T	2-2	9-10-8-4	12,444	72	3/15	@Boston	L	1-4	22-29-12-9	15,576
32	12/20	@Buffalo	W	3-0	10-10-8-4	10,752	73	3/16	@Pittsburgh	W	4-2	23-29-12-9	16,958
33	12/21	@Boston	T	3-3	10-10-9-4	13,208	74	3/19	MINNESOTA	L	1-3	23-30-12-9	15,344
34	12/23	NASHVILLE	L-OT	2-3	10-10-9-5	13,344	75	3/22	OTTAWA	L	1-3	23-31-12-9	18,613
35	12/27	DALLAS	L	0-4	10-11-9-5	**19,250	76	3/24	NEW JERSEY	L	1-4	23-32-12-9	16,644
36	12/28	NY RANGERS	L-OT	1-2	10-11-9-6	**19,250	77	3/26	@Buffalo	L	1-2	23-33-12-9	11,235
37	12/30	@NY Islanders	L-OT	1-2	10-11-9-7	15,238	78	3/27	@St. Louis	L	1-2	23-34-12-9	19,903
38	1/1	@New Jersey	W	2-1	11-11-9-7	13,044	79	3/29	@Tampa Bay	T	1-1	23-34-13-9	19,420
39	1/2	@Colorado	W	4-1	12-11-9-7	18,007	80	4/1	@Washington	L	0-3	23-35-13-9	17,745
40	1/4	@Vancouver	L	2-3	12-12-9-7	18,422	81	4/4	CAROLINA	W	4-1	24-35-13-9	16,544
41	1/8	DETROIT	L-OT	1-2	12-12-9-8	**19,250	82	4/6	PHILADELPHIA	L	2-6	24-36-13-9	**19,250



# 2003-04

**RECORD:** 28-35-15-4 (75 POINTS)  
**SOUTHEAST DIVISION FINISH:** 4TH  
**EASTERN CONFERENCE FINISH:** 13TH

**COACH:** MIKE KEENAN/RICK DUDLEY/JOHN TORCHETTI  
**GENERAL MANAGER:** RICK DUDLEY  
**CAPTAIN:** NO CAPTAIN

\*Indicates Rookie

NO	POS	NAME	TEAM	GP	G	A	PTS	+/-	PIM	PP	SH	GW	S	PCTG
12	C	Olli Jokinen	FLA	82	26	32	58	-16	81	8	2	8	280	9.3
8	RW	Valeri Bure	FLA	55	20	25	45	0	20	8	0	4	175	11.4
26	D	Mike Van Ryn	FLA	79	13	24	37	-16	52	6	1	0	136	9.6
22	LW	Kristian Huselius	FLA	76	10	21	31	-6	24	2	0	2	168	6.0
9	C	Stephen Weiss	FLA	50	12	17	29	-10	10	3	0	2	82	14.6
25	RW	Viktor Kozlov	FLA	48	11	16	27	-4	16	3	1	1	117	9.4
13	RW	Juraj Kolnik	FLA	53	14	11	25	-7	14	2	0	1	100	14.0
14	LW	Niklas Hagman	FLA	75	10	13	23	-5	22	0	1	2	122	8.2
16	C	*Nathan Horton	FLA	55	14	8	22	-5	57	6	1	0	81	17.3
4	D	Jay Bouwmeester	FLA	61	2	18	20	-15	30	0	0	0	85	2.4
17	C	Matt Cullen	FLA	56	6	13	19	-2	24	1	0	2	75	8.0
18	LW	Marcus Nilson	FLA	69	6	13	19	-9	26	1	1	1	110	5.5
2	D	Lyle Odelein	FLA	82	4	12	16	-7	88	2	0	0	67	6.0
7	D	Pavel Trnka	FLA	67	3	13	16	2	51	1	0	0	66	4.5
28	RW	Donald Audette	MTL	23	3	5	8	-4	16	0	0	0	41	7.3
			FLA	28	6	7	13	-9	22	5	0	0	66	9.1
34	D	Mathieu Biron	FLA	57	3	10	13	-13	51	0	0	1	75	4.0
19	C	Bryon Ritchie	FLA	50	5	6	11	-10	84	0	0	2	65	7.7
11	RW	Mikael Samuelsson	FLA	37	3	6	9	0	35	0	0	1	50	6.0
40	C	Vaclav Nedorost	FLA	32	4	3	7	-6	12	2	0	0	38	10.5
6	D	Andreas Lilja	FLA	79	3	4	7	-8	90	0	0	0	79	3.8
23	D	*Lukas Krajicek	FLA	18	1	6	7	-2	12	1	0	0	16	6.3
5	D	Branislav Mezei	FLA	45	0	7	7	-4	80	0	0	0	26	0.0
38	LW	Eric Beaudoin	FLA	30	2	4	6	-6	12	0	0	0	30	6.7
39	RW	Ivan Novoseltsev	FLA	17	1	4	5	-6	8	0	0	0	25	4.0
27	RW	Christian Berglund	NJD	23	2	3	5	-4	4	0	0	0	33	6.
			FLA	10	3	1	4	-2	10	0	0	0	17	17.6
24	LW	Darcy Hordichuk	FLA	57	3	1	4	-10	158	0	0	1	27	11.1
29	LW	Eric Messier	FLA	21	0	3	3	-2	16	0	0	0	13	0.0
20	C	Craig MacDonald	FLA	34	0	3	3	-5	25	0	0	0	42	0.0
20	RW	*Kamil Piros	ATL	14	0	1	1	-3	4	0	0	0	10	0.0
			FLA	3	1	0	1	-1	0	1	0	0	1	100.0
27	RW	Jaroslav Bednar	FLA	13	1	1	2	2	4	0	0	0	19	5.3
20	LW	*Josh Olson	FLA	5	1	0	1	1	0	0	0	0	6	16.7
23	LW	Lee Goren	FLA	2	0	1	1	-4	0	0	0	0	1	0.0
41	C	*Mike Green	FLA	11	0	1	1	2	0	0	0	0	7	0.0
21	RW	Denis Shvidki	FLA	2	0	0	0	0	0	0	0	0	4	0.0
33	D	*Kristian Kudroc	FLA	2	0	0	0	0	2	0	0	0	0	0.0
44	C/LW	*Gregory Campbell	FLA	2	0	0	0	-1	5	0	0	0	0	0.0
32	D	*Grant McNeill	FLA	3	0	0	0	0	5	0	0	0	0	0.0
36	D	*Kyle Rossiter	FLA	4	0	0	0	-1	7	0	0	0	1	0.0
15	RW	*Ty Jones	FLA	6	0	0	0	0	7	0	0	0	1	0.0

NO	GOALTENDERS	GP	W	L	T	GAA	MINS	EN	SO	GA	SA	SV%
1	Roberto Luongo	72	25	33	14	2.43	4252	7	7	172	2475	.931
31	Steve Shields	16	3	6	1	3.44	732	0	0	42	346	.879
	FLA TOTALS	82	28	39	15	2.93	4984	7	7	214	2821	.922

# 2003-04



GAME	DATE	OPP.	RES.	SCORE	REC.	ATTEND.	GAME	DATE	OPP.	RES.	SCORE	REC.	ATTEND.
1	10/9	Carolina	W	3-1	1-0-0-0	17,212	43	1/10	@ Calgary	L	2-4	14-18-9-2	16,809
2	10/11	Boston	T-OT	1-1	1-0-1-0	13,168	44	1/11	@ Vancouver	T-OT	2-2	14-18-10-2	18,630
3	10/13	@ Carolina	T-OT	2-2	1-0-2-0	10,223	45	1/13	@ Edmonton	L	2-4	14-19-10-2	16,839
4	10/15	Phoenix	L	1-2	1-1-2-0	10,069	46	1/17	Tampa Bay	W	2-1	15-19-10-2	**19,250
5	10/18	@ NY Islanders	L	1-2	1-2-2-0	16,295	47	1/19	St. Louis	L-OT	1-2	15-19-10-3	15,202
6	10/20	@ NY Rangers	L	1-3	1-3-2-0	17,351	48	1/21	Colorado	L	5-6	15-20-10-3	16,832
7	10/22	@ New Jersey	W	2-1	2-3-2-0	10,016	49	1/23	Washington	W	4-1	16-20-10-3	18,452
8	10/24	Minnesota	L	3-4	2-4-2-0	15,539	50	1/24	@ Boston	W	2-1	17-20-10-3	16,814
9	10/25	@ Atlanta	W	3-2	3-4-2-0	16,680	51	1/26	@ NY Rangers	L	2-5	17-21-10-3	17,741
10	10/29	@ Philadelphia	L	1-5	3-5-2-0	18,961	52	1/28	Philadelphia	T-OT	3-3	17-21-11-3	17,227
11	10/30	@ Ottawa	W	3-2	4-5-2-0	17,086	53	1/31	@ NY Islanders	L	2-4	17-22-11-3	16,234
12	11/1	San Jose	L	2-6	4-6-2-0	13,412	54	2/3	@ San Jose	L	0-3	17-23-11-3	14,438
13	11/5	Los Angeles	L	2-3	4-7-2-0	13,276	55	2/4	@ Phoenix	W-OT	5-4	18-23-11-3	13,792
14	11/7	Pittsburgh	W	6-3	5-7-2-0	18,161	56	2/10	Montreal	W	2-1	19-23-11-3	17,104
15	11/8	@ St. Louis	L	0-2	5-8-2-0	18,484	57	2/12	Pittsburgh	W	5-1	20-23-11-3	15,863
16	11/11	Tampa Bay	W	4-0	6-8-2-0	13,214	58	2/14	@ Tampa Bay	L	2-3	20-24-11-3	18,888
17	11/13	@ New Jersey	L	1-3	6-9-2-0	10,202	59	2/16	@ Carolina	L	1-3	20-25-11-3	10,328
18	11/15	@ Pittsburgh	W	3-2	7-9-2-0	11,004	60	2/18	@ Buffalo	T-OT	1-1	20-25-12-3	13,110
19	11/16	@ Atlanta	L	2-5	7-10-2-0	13,523	61	2/20	@ Pittsburgh	W	2-0	21-25-12-3	11,917
20	11/19	NY Islanders	L	1-4	7-11-2-0	13,012	62	2/21	@ Washington	T-OT	2-2	21-25-13-3	15,257
21	11/21	Atlanta	L	3-6	7-12-2-0	13,417	63	2/23	@ Boston	W	2-0	22-25-13-3	15,384
22	11/22	@ Washington	W-OT	3-2	8-12-2-0	15,002	64	2/25	Toronto	W	4-0	23-25-13-3	18,561
23	11/24	Buffalo	W	2-1	9-12-2-0	12,927	65	2/27	Washington	L	1-4	23-26-13-3	**19,250
24	11/26	NY Rangers	T-OT	3-3	9-12-3-0	19,076	66	2/29	@ Chicago	T-OT	2-2	23-26-14-3	12,177
25	11/28	@ Buffalo	L	3-4	9-13-3-0	15,776	67	3/2	@ Washington	W	1-0	24-26-14-3	12,628
26	11/29	@ Montreal	T-OT	1-1	9-13-4-0	20,428	68	3/3	New Jersey	L	2-5	24-27-14-3	18,621
27	12/3	Ottawa	L	0-4	9-14-4-0	11,520	69	3/6	Tampa Bay	L	3-5	24-28-14-3	17,509
28	12/6	Atlanta	L-OT	3-4	9-14-4-1	14,545	70	3/9	@ Toronto	L	0-5	24-29-14-3	19,335
29	12/10	Boston	T-OT	1-1	9-14-5-1	17,465	71	3/11	@ Montreal	W-OT	3-2	25-29-14-3	21,273
30	12/12	Montreal	W	4-2	10-14-5-1	15,742	72	3/13	NY Rangers	W-OT	3-2	26-29-14-3	**19,250
31	12/13	@ Nashville	T-OT	2-2	10-14-6-1	14,079	73	3/17	NY Islanders	W	6-4	27-29-14-3	15,107
32	12/15	@ Detroit	L	1-4	10-15-6-1	20,066	74	3/19	@ Atlanta	L	2-3	27-30-14-3	17,116
33	12/17	Washington	T-OT	2-2	10-15-7-1	13,437	75	3/20	Buffalo	L	1-2	27-31-14-3	18,504
34	12/19	Dallas	W	1-0	11-15-7-1	14,623	76	3/23	New Jersey	L-OT	3-4	27-31-14-4	15,334
35	12/22	@ Ottawa	L-OT	2-3	11-15-7-2	17,189	77	3/25	@ Carolina	L	2-3	27-32-14-4	12,521
36	12/23	@ Toronto	L	2-5	11-16-7-2	19,360	78	3/27	Atlanta	L	0-3	27-33-14-4	17,204
37	12/27	Anaheim	W	3-2	12-16-7-2	18,007	79	3/29	Carolina	W	3-1	28-33-14-4	11,209
38	12/29	Toronto	T-OT	4-4	12-16-8-2	**19,250	80	3/31	Ottawa	L	4-5	28-34-14-4	15,876
39	12/31	@ Tampa Bay	T-OT	2-2	12-16-9-2	15,234	81	4/1	@ Tampa Bay	L	3-4	28-35-14-4	17,726
40	1/2	Philadelphia	L	1-2	12-17-9-2	17,872	82	4/4	Carolina	T-OT	6-6	28-35-15-4	16,207
41	1/3	Columbus	W	1-0	13-17-9-2	15,87							
42	1/8	@ Philadelphia	W-OT	4-3	14-17-9-2	19,221							



# 2005-06

**RECORD:** 37-34-11 (85 POINTS)  
**SOUTHEAST DIVISION FINISH:** 4TH  
**EASTERN CONFERENCE FIN:** 11TH

**COACH:** JACQUES MARTIN  
**GENERAL MANAGER:** MIKE KEENAN  
**CAPTAIN:** OLLI JOKINEN

\*Indicates Rookie

NO	POS	NAME	TEAM	GP	G	A	PTS	+/-	PIM	PP	SH	GW	S	PCTG
12	C	Olli Jokinen	FLA	81	38	51	89	14	88	14	1	9	351	10.
25	C	Joe Nieuwendyk	FLA	65	26	30	56	11	26	7	0	3	195	13.3
15	C	Jozef Stumpel	FLA	74	15	37	52	11	26	3	1	1	115	13
16	RW	Nathan Horton	FLA	71	28	19	47	8	89	3	0	1	162	17.3
4	D	Jay Bouwmeester	FLA	82	5	41	46	1	79	0	0	0	189	2.6
23	LW	Martin Gellinas	FLA	82	17	24	41	27	80	4	0	3	186	9.1
10	LW	Gary Roberts	FLA	58	14	26	40	4	51	4	0	1	122	11.5
77	C	Chris Gratton	FLA	76	17	22	39	6	104	4	1	2	135	12.6
26	D	Mike Van Ryn	FLA	80	8	29	37	15	90	3	0	2	154	5.2
13	RW	Juraj Kolnik	FLA	77	15	20	35	1	40	4	1	3	145	10.3
11	RW	Jonathan Sim	PHI	39	7	7	14	-6	28	4	0	2	80	8.8
			FLA	33	10	8	18	-1	26	4	0	3	91	11.0
55	D	Ric Jackman	PIT	49	6	22	28	-20	46	3	0	1	95	6.3
			FLA	15	1	1	2	0	6	0	0	0	25	4.0
9	C	Stephen Weiss	FLA	41	9	12	21	-2	22	5	0	1	74	12.2
85	LW	*Rostislav Olesz	FLA	59	8	13	21	-4	24	0	1	3	105	7.6
22	D	Sean Hill	FLA	78	2	18	20	3	80	1	0	0	110	1.8
2	D	Lukas Krajicek	FLA	67	2	14	16	1	50	2	0	0	89	2.2
20	D	Joel Kwiatkowski	FLA	73	4	8	12	3	86	1	0	1	87	4.6
44	LW	*Gregory Campbell	FLA	64	3	6	9	-11	40	0	0	0	59	5.1
22	RW	Kristian Huselius	FLA	24	5	3	8	-11	4	2	0	0	57	8.8
7	D	Steve Montador	CGY	7	1	0	1	0	11	0	0	0	13	7.7
			FLA	51	1	5	6	4	68	0	0	0	42	2.4
14	LW	Niklas Hagman	FLA	30	2	4	6	-8	2	0	0	0	52	3.8
43	LW	Serge Payer	FLA	71	2	4	6	-7	26	0	0	0	70	2.9
21	D	Alexei Semenov	EDM	11	1	1	2	-3	17	0	0	0	3	33.3
			FLA	16	1	1	2	-1	21	1	0	0	13	7.7
42	C	Mikhail Yakubov	FLA	10	1	2	3	0	8	0	0	1	11	9.1
			FLA	13	0	1	1	-1	4	0	0	0	16	0.0
57	RW	*Anthony Stewart	FLA	10	2	1	3	2	2	1	0	0	16	12.5
33	D	Eric Cairns	FLA	23	0	1	1	1	37	0	0	0	11	0.0
51	RW	*Rob Globke	FLA	18	1	0	1	0	6	0	0	0	18	5.6
5	D	Branislav Mezei	FLA	16	0	1	1	3	37	0	0	0	13	0.0
40	C	*Greg Jacina	FLA	11	0	1	1	-1	4	0	0	0	10	0.0
33	D	Jamie Allison	NSH	20	0	1	1	-6	45	0	0	0	3	0.0
			FLA	7	0	0	0	0	11	0	0	0	4	0.0
7	D	Alexander Karpovtsev	FLA	6	0	0	0	-3	4	0	0	0	4	0.0
37	C	*Petr Taticek	FLA	3	0	0	0	0	0	0	0	0	3	0.0
NO	GOALTENDER	GPI	MINS	AVG	W	L	OT	SO	GA	SA	SV%			
1	Roberto Luongo	75	4,304:47	2.97	35	30	9	4	213	2488	.914			
29	Jamie McLennan	17	677:50	3.01	2	4	2	0	34	.906				
	FLA TOTALS	92	4982	2.99	37	34	11	4	247	2848	.910			



# 2005-06



GAME DATE	OPP.	RES.	SCORE	REC.	ATTEND.	GAME DATE	OPP.	RES.	SCORE	REC.	ATTEND.		
1	10/05	Atlanta	W	2-0	01-00-00	**19,250	42	01/03	@ New Jersey	L	0-3	16-21-05	10,039
2	10/07	Tampa Bay	W	2-0	02-00-00	18,512	43	01/04	@ NY Islanders	OTL	3-4	16-21-06	10,285
3	10/08	@ Tampa Bay	L	1-2	02-01-00	20,933	44	01/07	@ NY Rangers	L	0-4	16-22-06	18,200
4	10/10	@ NY Islanders	W	3-1	03-01-00	11,256	45	01/08	@ Washington	SOW	4-3	17-22-06	11,407
5	10/13	Boston	L	2-5	03-02-00	15,617	46	01/12	St. Louis	W	3-1	18-22-06	15,081
6	10/15	Buffalo	W	3-2	04-02-00	17,426	47	01/14	Columbus	OTL	4-5	18-22-07	17,991
7	10/17	@ NY Rangers	L	0-4	04-03-00	16,351	48	01/19	@ Phoenix	L	3-6	18-23-07	13,195
8	10/18	@ New Jersey	L	3-4	04-04-00	11,166	49	01/21	@ Anaheim	L	0-1	18-24-07	17,011
9	10/20	Washington	W	3-2	05-04-00	11,716	50	01/24	@ Tampa Bay	OTW	3-2	19-24-07	19,900
10	10/25	@ Pittsburgh	OTW	4-3	06-04-00	14,636	51	01/25	Carolina	SOL	3-4	19-24-08	12,517
11	10/27	@ Philadelphia	OTL	4-5	06-04-01	19,533	52	01/27	New Jersey	W	4-0	20-24-08	18,506
12	10/31	@ Toronto	Ly	1-2	06-05-01	19,143	53	01/30	Toronto	L	2-4	20-25-08	16,802
13	11/01	@ Montreal	OTL	4-5	06-05-02	21,273	54	02/03	Atlanta	W	5-2	21-25-08	17,146
14	11/03	@ Boston	L	1-4	06-06-02	15,102	55	02/04	@ Atlanta	L	4-6	21-26-08	18,652
15	11/05	@ Carolina	L	0-2	06-07-02	16,015	56	02/07	@ Washington	W	5-0	22-26-08	15,852
16	11/09	NY Rangers	SOL	3-4	06-07-03	16,406	57	02/11	@ Buffalo	L	3-5	22-27-08	18,690
17	11/11	Carolina	L	0-1	06-08-03	17,124	58	02/28	@ Tampa Bay	W	8-2	23-27-08	19,805
18	11/12	@ Philadelphia	L	4-5	06-09-03	19,654	59	03/02	Montreal	L	0-1	23-28-08	16,701
19	11/15	@ Montreal	OTL	3-4	06-09-04	21,273	60	03/03	@ Carolina	L	2-5	23-29-08	18,094
20	11/17	@ Ottawa	L	1-4	06-10-04	18,650	61	03/06	@ Atlanta	SOL	3-4	23-29-09	12,702
21	11/19	NY Islanders	L	3-5	06-11-04	16,763	62	03/08	Ottawa	W	6-2	24-29-09	15,196
22	11/23	New Jersey	L	1-5	06-12-04	15,203	63	03/10	Carolina	W	5-3	25-29-09	13,941
23	11/25	Pittsburgh	W	6-3	07-12-04	18,124	64	03/11	Carolina	OTW	4-3	26-29-09	16,862
24	11/26	@ Atlanta	L	4-7	07-13-04	14,032	65	03/15	Philadelphia	L	0-4	26-30-09	15,614
25	11/28	Toronto	L	1-2	07-14-04	11,215	66	03/17	NY Islanders	W	4-2	27-30-09	16,444
26	12/01	Washington	W	3-2	08-14-04	10,092	67	03/18	@ Washington	SOW	4-3	28-30-09	15,042
27	12/03	Chicago	OTW	4-3	09-14-04	17,212	68	03/20	Tampa Bay	OTW	6-5	29-30-09	13,071
28	12/05	Ottawa	L	3-6	09-15-04	10,883	69	03/22	Washington	W	3-2	30-30-09	14,802
29	12/07	@ Dallas	L	3-4	09-16-04	17,377	70	03/24	NY Rangers	SOW	3-2	31-30-09	18,851
30	12/08	@ San Jose	L	2-6	09-17-04	16,007	71	03/27	@ Boston	SOW	4-3	32-30-09	13,665
31	12/10	@ Los Angeles	L	1-3	09-18-04	16,827	72	03/29	@ Pittsburgh	W	5-3	33-30-09	14,024
32	12/13	Nashville	W	7-3	10-18-04	14,827	73	03/31	@ Carolina	L	2-3	33-31-09	17,693
33	12/15	Detroit	OTW	3-2	11-18-04	17,716	74	04/01	Tampa Bay	W	4-2	34-31-09	18,109
34	12/17	@ Atlanta	L	1-2	11-19-04	14,086	75	04/03	@ Tampa Bay	L	1-4	34-32-09	19,802
35	12/18	@ Washington	W	3-2	12-19-04	10,829	76	04/05	Atlanta	L	2-5	34-33-09	13,207
36	12/22	Buffalo	W	4-1	13-19-04	17,823	77	04/07	Pittsburgh	L	1-5	34-34-09	14,776
37	12/23	@ Carolina	L	3-4	13-20-04	15,444	78	04/09	Tampa Bay	W	6-3	35-34-09	13,046
38	12/26	Philadelphia	SOL	2-3	13-20-05	18,791	79	04/11	@ Toronto	OTL	5-6	35-34-10	19,371
39	12/28	Boston	W	6-4	14-20-05	18,904	80	04/13	@ Ottawa	OTW	5-4	36-34-10	19,173
40	12/30	Montreal	W	2-1	15-20-05	**19,250	81	04/15	Washington	SOL	1-2	36-34-11	17,842
41	01/01	@ Buffalo	W	2-1	16-20-05	18,690	82	04/18	Atlanta	OTW	2-1	37-34-11	17,228



# 2006-07

**RECORD:** 35-31-16 (86 POINTS)  
**SOUTHEAST DIVISION FINISH:** 3RD  
**EASTERN CONFERENCE FINISH:** 12TH

**COACH:** JACQUES MARTIN  
**GENERAL MANAGER:** JACQUES MARTIN  
**CAPTAIN:** OLLI JOKINEN

\*Indicates Rookie

NO	POS	NAME	TEAM	GP	G	A	PTS	+/-	PIM	PP	SH	GW	S	PCTG
12	C	Olli Jokinen	FLA	82	39	52	91	18	78	9	1	8	351	11.1
16	LW	Nathan Horton	FLA	82	31	31	62	15	61	7	1	3	217	14.3
15	RW	Jozef Stumpel	FLA	73	23	34	57	2	22	9	2	4	131	17.6
9	C	Stephen Weiss	FLA	74	20	28	48	-1	28	10	0	1	176	11.4
23	LW	Martin Gelas	FLA	82	14	30	44	7	36	7	0	1	171	8.2
4	D	Jay Bouwmeester	FLA	82	12	30	42	23	66	3	0	3	174	6.9
18	LW	Ville Peltonen	FLA	72	17	20	37	7	28	4	0	0	145	11.7
77	C	Chris Gratton	FLA	81	13	22	35	1	94	1	0	1	131	9.9
24	D	Ruslan Salei	FLA	82	6	26	32	-13	102	2	0	0	148	4.1
85	LW	Rostislav Olesz	FLA	75	11	19	30	2	28	2	0	2	164	6.7
26	D	Mike Van Ryn	FLA	78	4	25	29	-5	64	1	0	0	121	3.3
13	RW	Juraj Kolnik	FLA	64	11	14	25	2	18	0	0	1	113	9.7
5	D	Bryan Allen	FLA	82	4	21	25	7	112	0	0	0	99	4.0
46	LW	*David Booth	FLA	48	3	7	10	0	12	0	0	1	86	3.9
11	C	Gregory Campbell	FLA	79	6	3	9	-10	66	0	1	0	103	5.8
7	D	Steve Montador	FLA	72	1	8	9	1	119	0	0	0	88	1.1
25	C	Joe Nieuwendyk	FLA	15	5	3	8	-4	4	2	0	0	30	16.7
21	D	Alexei Semenov	FLA	23	0	5	5	9	28	0	0	0	23	0.0
6	D	Noah Welch	PIT	22	1	1	2	1	22	0	0	0	14	7.1
			FLA	2	1	0	1	3	2	0	0	0	4	0.0
38	C	*Janis Sprukts	FLA	13	1	2	3	1	2	0	0	0	10	10.0
2	D	Branislav Mezei	FLA	45	0	3	3	5	55	0	0	0	24	0.0
50	C	*Drew Larman	FLA	16	2	0	2	-3	2	0	0	0	15	13.3
54	C	*Kamil Kreps	FLA	14	1	1	2	-1	6	0	0	0	20	5.0
51	RW	*Rob Globke	FLA	19	0	1	1	-3	0	0	0	0	15	0.0
57	RW	*Anthony Stewart	FLA	10	0	1	1	1	2	0	0	0	8	0.0
47	D	*Martin Lojek	FLA	3	0	1	1	2	0	0	0	0	0	0.0
40	C	*Greg Jacina	FLA	3	0	0	0	-1	2	0	0	0	2	0.0
44	RW	Todd Bertuzzi	FLA	7	1	6	7	-4	13	1	0	0	8	12.5
8	D	Joel Kwiatkowski	FLA	41	5	5	10	-5	20	1	0	2	46	10.9
55	D	Ric Jackman	FLA	7	1	0	1	-3	10	0	0	1	13	7.7
10	LW	Gary Roberts	FLA	50	13	16	29	5	71	2	0	3	94	13.8
NO	GOALTENDER	GPI	MINS	AVG	W	L	OT	SO	GA	SA	SV%			
20	Ed Belfour	58	3289:17	2.77	27	17	0	10	1	152	0.902			
35	Alex Auld	27	1470:31	3.34	7	13	0	5	1	82	0.888			
31	Craig Anderson	5	216:53	2.21	1	1	0	1	0	8	0.931			
	FLA TOTALS	90	4976:41	2.92	35	31	0	16	2	242	0.9			

# 2006-07



GAME	DATE	OPP.	RES.	SCORE	REC.	ATTEND.	GAME	DATE	OPP.	RES.	SCORE	REC.	ATTEND.
1	10/6	BOSTON	W	8-3	1-0-0	19,250*	43	1/4	@ Calgary	L-OT	4-5	15-20-8	19,289
2	10/7	@ Atlanta	L	0-6	1-1-0	14,239	44	1/7	@ Vancouver	L-SO	3-4	15-20-9	18,630
3	10/9	@ Toronto	L-SO	1-2	1-1-1	19,102	45	1/10	PITTSBURGH	W	5-2	16-20-9	16,098
4	10/11	CAROLINA	W	6-3	2-1-1	14,312	46	1/11	@ Carolina	L	4-6	16-21-9	13,552
5	10/13	TAMPA BAY	W	3-2	3-1-1	15,208	47	1/13	WASHINGTON	W	7-3	17-21-9	15,061
6	10/14	@ Tampa Bay	L	1-4	3-2-1	19,926	48	1/16	CAROLINA	L-OT	2-3	17-21-10	10,317
7	10/18	@ Washington	L	2-5	3-3-1	10,125	49	1/18	TORONTO	L	2-3	17-22-10	12,242
8	10/20	PHILADELPHIA	W	3-2	4-3-1	17,194	50	1/20	@ Washington	W	4-1	18-22-10	13,877
9	10/21	@ Atlanta	L	2-4	4-4-1	16,178	51	1/27	NEW JERSEY	W	4-2	19-22-10	18,136
10	10/23	ATLANTA	L	3-6	4-5-1	13,102	52	1/30	@ Pittsburgh	L	0-3	19-23-10	15,405
11	10/25	@ NY Rangers	W	4-2	5-5-1	18,200	53	2/1	WASHINGTON	W	6-3	20-23-10	11,300
12	10/26	@ New Jersey	L	0-2	5-6-1	11,594	54	2/3	LOS ANGELES	L	0-7	20-24-10	15,108
13	10/28	@ NY Islanders	L-SO	3-4	5-6-2	10,455	55	2/6	@ Colorado	L-OT	4-5	20-24-11	17,065
14	10/31	SAN JOSE	L	1-2	5-7-2	10,081	56	2/8	@ Minnesota	L	2-4	20-25-11	18,568
15	11/2	TORONTO	W	4-2	6-7-2	13,233	57	2/10	PHOENIX	W	5-2	21-25-11	15,312
16	11/8	NY RANGERS	L-SO	3-4	6-7-3	16,893	58	2/13	@ Montreal	W	1-0	22-25-11	21,273
17	11/10	@ Buffalo	L-OT	4-5	6-7-4	18,690	59	2/14	@ Ottawa	L	0-4	22-26-11	18,561
18	11/11	@ New Jersey	L	2-4	6-8-4	14,112	60	2/17	TAMPA BAY	W-OT	5-4	23-26-11	17,813
19	11/13	WASHINGTON	L	1-4	6-9-4	12,108	61	2/20	@ Tampa Bay	L-SO	2-3	23-26-12	19,319
20	11/16	MONTREAL	W	5-1	7-9-4	13,506	62	2/22	PITTSBURGH	L-OT	1-2	23-26-13	17,102
21	11/18	NY ISLANDERS	L	1-4	7-10-4	16,833	63	2/24	BOSTON	W	7-2	24-26-13	16,816
22	11/20	@ Boston	W	3-2	8-10-4	11,742	64	2/27	@ Washington	W-SO	6-5	25-26-13	10,979
23	11/22	TAMPA BAY	L	4-6	8-11-4	14,516	65	3/1	DALLAS	W-OT	2-1	26-26-13	11,822
24	11/24	OTTAWA	L	4-6	8-12-4	16,544	66	3/3	TAMPA BAY	W	6-2	27-26-13	17,299
25	11/25	@ Atlanta	L	0-1	8-13-4	17,053	67	3/6	@ Atlanta	L	2-4	27-27-13	12,566
26	11/28	@ Montreal	L-SO	0-1	8-13-5	21,273	68	3/8	@ Philadelphia	W	2-1	28-27-13	19,489
27	11/30	@ Ottawa	L	0-6	8-14-5	17,814	69	3/10	ATLANTA	W	3-2	29-27-13	17,927
28	12/2	ATLANTA	L	1-3	8-15-5	13,333	70	3/13	@ Carolina	L	1-3	29-28-13	18,639
29	12/5	@ Pittsburgh	W	3-2	9-15-5	12,511	71	3/15	BUFFALO	L	3-5	29-29-13	18,111
30	12/7	BUFFALO	W	3-1	10-15-5	15,385	72	3/17	NY ISLANDERS	W	8-5	30-29-13	17,078
31	12/9	@ NY Islanders	L-SO	4-5	10-15-6	12,825	73	3/20	@ Philadelphia	W	4-1	31-29-13	18,721
32	12/10	@ NY Rangers	L	1-2	10-16-6	18,200	74	3/22	OTTAWA	L	2-4	31-30-13	14,202
33	12/12	ANAHEIM	L	4-5	10-17-6	13,140	75	3/24	NEW JERSEY	L-SO	3-4	31-30-14	16,101
34	12/14	@ Buffalo	L	1-2	10-18-6	18,690	76	/27	@ Tampa Bay	W	5-2	32-30-14	18,856
35	12/16	@ Boston	W	6-3	11-18-6	10,965	77	3/28	ATLANTA	W-SO	3-2	33-30-14	12,864
36	12/19	@ Toronto	W	7-3	12-18-6	19,444	78	3/30	WASHINGTON	W-OT	3-2	34-30-14	15,712
37	12/21	NY RANGERS	W	3-2	13-18-6	17,556	79	4/1	CAROLINA	L-OT	3-4	34-30-15	17,878
38	12/23	CAROLINA	L-OT	2-3	13-18-7	16,147	80	4/3	@ Washington	L	0-1	34-31-15	16,311
39	12/26	@ Carolina	L	2-4	13-19-7	18,639	81	4/6	@ Tampa Bay	W	7-2	35-31-15	21,002
40	12/27	PHILADELPHIA	W	3-1	14-19-7	17,771	82	4/7	@ Carolina	L-OT	4-5	35-31-16	18,639
41	12/29	MONTREAL	W	3-1	15-19-7	**19,772							
42	1/2	@ Edmonton	L	1-4	15-20-7	16,839							



# 2007-08

**RECORD:** 38-32-9 (85 POINTS)  
**SOUTHEAST DIVISION FINISH:** 3RD  
**EASTERN CONFERENCE FINISH:** 11TH

**COACH:** JACQUES MARTIN  
**GENERAL MANAGER:** JACQUES MARTIN  
**CAPTAIN:** OLLI JOKINEN

\*Indicates Rookie

NO	POS	NAME	TEAM	GP	G	A	PTS	+/-	PIM	PP	SH	GW	S	PCTG
12	C	Olli Jokinen	FLA	82	34	37	71	-19	67	18	0	5	341	9.9
16	C	Nathan Horton	FLA	82	27	35	62	15	85	9	0	3	212	12.7
9	C	Stephen Weiss	FLA	74	13	29	42	14	40	4	0	4	132	9.8
10	LW	David Booth	FLA	73	22	18	40	13	26	10	6	228	9.6	
4	D	Jay Bouwmeester	FLA	82	15	22	37	-5	72	4	0	0	182	8.2
53	C	Brett McLean	FLA	67	14	23	37	-5	34	31	1	140	10.0	
20	LW	Richard Zednik	FLA	54	15	11	26	-5	43	6	0	5	140	10.7
85	C	Rostislav Olesz	FLA	56	14	12	26	3	16	5	0	2	139	10.1
54	C	*Kamil Kreps	FLA	76	8	17	25	10	29	10	2	99	8.0	
7	D	Steve Montador	FLA	73	8	15	23	1	73	2	0	0	96	8.3
15	C	Jozef Stumpel	FLA	52	7	13	20	-11	10	30	1	64	10.9	
18	LW	Ville Peltonen	FLA	56	5	15	20	-2	20	10	0	108	4.6	
11	C	Gregory Campbell	FLA	81	5	13	18	-12	72	0	2	1	113	4.4
14	RW	Radek Dvorak	FLA	67	8	9	17	-1	16	0	1	1	146	5.4
21	D	Cory Murphy	FLA	47	2	15	17	0	22	10	0	65	3.1	
5	D	Bryan Allen	FLA	73	0	14	14	5	67	0	0	0	67	2.9
6	D	Magnus Johansson	FLA	27	0	10	10	0	14	30	0	22	0.0	
22	D	Jassen Cullimore	FLA	65	2	10	12	21	38	0	0	1	55	5.4
3	D	Karlis Skrastins	FLA	17	1	0	1	-9	12	0	0	1	11	9.1
2	D	Branislav Mezei	FLA	57	2	2	4	-13	64	0	0	0	38	5.2
41	C	Shawn Matthias	FLA	4	2	0	2	-2	2	10	0	5	40.0	
37	LW	Tanner Glass	FLA	41	0	1	2	-5	39	0	0	0	11	9.0
26	D	Mike Van Ryn	FLA	20	0	2	2	-2	14	0	0	0	16	0.0
9	C	Stephen Weiss	FLA	74	13	29	42	14	40	4	0	4	132	9.8
33	RW	Wade Belak	FLA	17	0	0	0	0	12	0	0	0	4	0.0
57	C	Anthony Stewart	FLA	26	0	1	1	-1	0	0	0	0	21	0.0
45	C	*David Brine	FLA	9	0	1	1	-1	4	0	0	0	3	0.0
50	C	*Drew Larman	FLA	6	0	1	1	1	2	0	0	0	1	0.0
51	C	*Rob Globke	FLA	9	0	0	0	-3	2	0	0	0	4	0.0
17	C	Garth Murray	FLA	7	0	0	0	0	19	0	0	0	3	0.0
64	LW	*Stefan Meyer	FLA	4	0	0	0	-1	0	0	0	0	0	0.0
27	D	Noah Welch	FLA	4	0	0	0	1	7	0	0	0	0	0.0
47	D	*Martin Lojek	FLA	2	0	0	0	-1	0	0	0	0	2	0.0

NO	GOALTENDERS	GP	MINS	AVG	W	L	OT	SO	GA	SA	SV%	G	A	PIM
29	Tomas Vokoun	69	4031	2.68	30	29	8	4	180	2213	.919	0	6	4
31	Craig Anderson	17	935	2.25	8	6	1	2	35	535	.935	0	1	2
	FLA TOTALS	86	4966	2.60	38	35	9	6	215	2748	.922	0	7	6

\*Indicates Rookie

# 2007-08



GAME DATE	OPP.	RES.	SCORE	REC.	ATTEND.	GAME DATE	OPP.	RES.	SCORE	REC.	ATTEND.		
1	10/4	@ NY RANGERS	L	2-5	0-1-0	18,200	42	1/5	@ PITTSBURGH	L	0-3	19-20-3	17,090
2	10/6	NEW JERSEY	L	1-4	0-2-0	**19,250	43	1/8	PITTSBURGH	L	1-3	19-21-3	17,086
3	10/10	@ TAMPA BAY	L	1-2	0-3-0	18,540	44	1/10	@ ATLANTA	W	3-2	20-21-3	14,805
4	10/11	NEW JERSEY	W	3-0	1-3-0	10,847	45	1/12	TAMPA BAY	L	3-5	20-22-3	16,578
5	10/13	TAMPA BAY	W	6-4	2-3-0	15,801	46	1/13	COLORADO	L-SO	3-4	20-22-4	13,854
6	10/16	@ MONTREAL	W	2-1	3-3-0	21,273	47	1/16	@ PHILADELPHIA	L	3-5	20-23-4	19,207
7	10/18	@ TORONTO	L	2-3	3-4-0	19,349	48	1/18	@ NEW JERSEY	W	2-1	21-23-4	15,203
8	10/20	@ OTTAWA	L	1-4	3-5-0	19,904	49	1/19	@ WASHINGTON	L	3-5	21-24-4	16,973
9	10/24	PHILADELPHIA	W	4-3	4-5-0	12,856	50	1/22	OTTAWA	W	5-3	22-24-4	12,794
10	10/26	BUFFALO	L	2-4	4-6-0	15,842	51	1/24	EDMONTON	L-SO	3-4	22-24-5	12,322
11	10/27	@ NASHVILLE	L	3-4	4-7-0	15,757	52	1/30	BUFFALO	L	0-1	22-25-5	14,024
12	10/31	CAROLINA	W	4-2	5-7-0	10,063	53	2/1	VANCOUVER	W	4-3	23-25-5	17,523
13	11/2	@ BUFFALO	W	4-2	6-7-0	18,690	54	2/2	@ TAMPA BAY	W	3-2	24-25-5	19,977
14	11/3	@ CAROLINA	L	2-4	6-8-0	17,547	55	2/5	@ TORONTO	W	8-0	25-25-5	19,430
15	11/5	TAMPA BAY	W	4-3	7-8-0	10,149	56	2/7	@ OTTAWA	L	4-5	25-26-5	19,435
16	11/	@ TAMPA BAY	L	1-3	7-9-0	16,526	57	2/9	@ BOSTON	W	6-3	26-26-5	16,893
17	11/9	ATLANTA	L	1-4	7-10-0	14,268	58	2/10	@ BUFFALO	L	3-5	26-27-5	18,690
18	11/12	CAROLINA	L	3-4	7-11-0	12,715	59	2/13	MONTREAL	L-OT	1-2	26-27-6	17,100
19	11/13	@ ATLANTA	L-OT	2-3	7-11-1	12,599	60	2/15	WASHINGTON	W	4-2	27-27-6	16,202
20	11/15	WASHINGTON	W	2-1	8-11-1	12,101	61	2/16	@ CAROLINA	L	4-5	27-28-6	17,737
21	11/17	@ CAROLINA	L	1-2	8-12-1	16,962	62	2/19	@ PITTSBURGH	L	2-3	27-29-6	17,075
22	11/19	@ WASHINGTON	W	4-3	9-12-1	13,411	63	2/21	BOSTON	L-SO	4-5	27-29-7	14,992
23	11/21	@ COLUMBUS	W	5-2	10-12-1	13,326	64	2/23	@ PHILADELPHIA	W	2-1	28-29-7	19,629
24	11/23	NY RANGERS	W	3-2	11-12-1	**19,250	65	2/24	@ NY RANGERS	L	0-5	28-30-7	18,200
25	11/28	@ WASHINGTON	W	2-1	12-12-1	10,526	66	2/27	TORONTO	L-SO	3-4	28-30-8	14,557
26	11/29	BOSTON	L	3-4	12-13-1	14,926	67	2/29	MINNESOTA	L	2-3	28-31-8	16,927
27	12/1	WASHINGTON	L	1-2	12-14-1	14,333	68	3/2	@ NY ISLANDERS	W	1-0	29-31-8	15,314
28	12/5	OTTAWA	L	4-5	12-15-1	11,289	69	3/4	@ BOSTON	W	1-0	30-31-8	14,473
29	12/7	NY ISLANDERS	W	3-0	13-15-1	14,502	70	3/6	PITTSBURGH	W	5-2	31-31-8	17,012
30	12/11	CALGARY	L-SO	1-2	13-15-2	12,499	71	3/8	ATLANTA	W	3-2	32-38-8	16,614
31	12/13	@ ST. LOUIS	W	1-0	14-15-2	14,088	72	3/12	NY ISLANDERS	W	4-2	33-31-8	15,233
32	12/15	@ DETROIT	L	2-5	14-16-2	20,066	73	3/14	NY RANGERS	W	3-2	34-31-8	**19,321
33	12/16	@ CHICAGO	W	3-1	15-16-2	12,926	74	3/16	ATLANTA	W	3-1	35-31-8	15,704
34	12/18	@ MONTREAL	W	3-2	16-16-2	21,273	75	3/20	CAROLINA	L-SO	1-2	35-31-9	18,546
35	12/20	CAROLINA	W	5-4	17-16-2	15,061	76	3/22	TAMPA BAY	W	4-2	36-31-9	18,502
36	12/22	TORONTO	L-OT	1-2	17-16-3	18,500	77	3/25	@ TAMPA BAY	L	1-3	36-32-9	16,110
37	12/27	@ ATLANTA	W	5-3	18-16-3	16,080	78	3/27	ATLANTA	L	2-3	36-33-9	17,301
38	12/28	MONTREAL	L	1-5	18-17-3	**19,838	79	3/29	WASHINGTON	L	0-3	36-34-9	17,832
39	12/30	PHILADELPHIA	L	0-1	18-18-3	18,767	80	4/1	@ ATLANTA	W	3-2	37-34-9	15,453
40	1/2	@ NEW JERSEY	L	2-3	18-19-3	14,124	81	4/4	@ CAROLINA	W	4-3	38-34-9	18,680
41	1/3	@ NY ISLANDERS	W	4-3	19-19-3	11,428	82	4/5	@ WASHINGTON	L	1-3	38-35-9	18,277





# 2008-09

**RECORD:** 41-30-11 (93 POINTS)  
**SOUTHEAST DIVISION FINISH:** 3RD  
**EASTERN CONFERENCE FINISH:** 9TH

**COACH:** PETER DEBOER  
**GENERAL MANAGER:** JACQUES MARTIN  
**CAPTAIN:** NONE

\*Indicates Rookie

NO	POS	NAME	TEAM	GP	G	A	PTS	+/-	PIM	PP	SH	GW	S	PCTG
9	C	Stephen Weiss	FLA	78	14	47	61	19	22	4	1	4	154	9.1
10	LW	David Booth	FLA	72	31	29	60	10	38	11	0	5	246	12.6
61	LW	Cory Stillman	FLA	63	17	32	49	1	37	8	0	2	115	14.8
16	C	Nathan Horton	FLA	67	22	23	45	-5	48	5	1	5	131	16.8
67	C	*Michael Frolik	FLA	79	21	24	45	10	22	1	0	2	158	13.3
4	D	Jay Bouwmeester	FLA	82	15	27	42	-2	68	9	0	2	182	8.2
24	D	Bryan McCabe	FLA	69	15	24	39	-1	41	8	0	3	153	9.8
14	RW	Radek Dvorak	FLA	81	15	21	36	0	42	0	4	3	136	11.0
2	D	Keith Ballard	FLA	82	6	28	34	14	72	1	0	1	106	5.7
20	RW	Richard Zednik	FLA	70	17	16	33	2	46	3	0	4	153	11.1
11	C	Gregory Campbell	FLA	77	13	19	32	0	76	1	0	1	135	9.6
18	LW	Ville Peltonen	FLA	79	12	19	31	6	31	0	0	1	121	9.9
44	D	Nick Boynton	FLA	68	5	16	21	7	91	0	0	1	104	4.8
53	RW	Brett McLean	FLA	80	7	12	19	-12	29	0	0	2	114	6.1
28	C	Kamil Krepis	FLA	66	4	15	19	2	18	0	1	1	77	5.2
3	D	Karlis Skrastins	FLA	80	4	14	18	9	30	0	0	0	55	7.3
22	D	Jassen Cullimore	FLA	68	2	8	10	-10	37	0	0	0	52	3.8
85	LW	Rostislav Olesz	FLA	37	4	5	9	-5	8	0	0	0	69	5.8
13	RW	Anthony Stewart	FLA	59	2	5	7	-6	34	0	0	0	56	3.6
32	RW	*Michal Repik	FLA	5	2	0	2	1	0	0	0	0	7	28.6
41	C	*Shawn Matthias	FLA	16	0	2	2	-3	2	0	0	0	11	0.0
5	D	Bryan Allen	FLA	2	0	1	1	2	0	0	0	0	5	0.0
71	LW	*Kendal McArdle	FLA	3	0	0	0	-1	2	0	0	0	1	0.0
38	C	Janis Sprukts	FLA	1	0	0	0	0	0	0	0	0	1	0.0
37	LW	*Tanner Glass	FLA	3	0	0	0	0	7	0	0	0	1	0.0
52	D	*Jason Garrison	FLA	1	0	0	0	0	0	0	0	0	0	0.0

NO	GOALTENDERS	GP	MINS	AVG	W	L	OT	SO	GA	SA	SV%	G	A	PIM
29	Tomas Vokoun	59	3324	2.49	26	23	6	6	138	1856	.926	0	1	2
31	Craig Anderson	31	1636	2.71	15	7	5	3	74	977	.924	0	1	2
	FLA TOTALS	90	4960	2.56	41	30	11	9	212	2833	.925	0	2	4

\*Indicates Rookie

# 2008-09



GAME	DATE	OPP.	RES.	SCORE	REC.	ATTEND.	GAME	DATE	OPP.	RES.	SCORE	REC.	ATTEND.
1	10/10	@ CAROLINA	L	4-6	00-01-00	18,680	43	01/16	PHILADELPHIA	L-SO	2-3	20-16-07	17,827
2	10/11	ATLANTA	W-OT	3-2	01-01-00	18,401	44	01/17	@ TAMPA BAY	W	4-3	21-16-07	17,217
3	10/16	MINNESOTA	L	2-6	01-02-00	12,106	45	01/19	BUFFALO	L-SO	2-3	21-16-08	12,480
4	10/18	NY ISLANDERS	W	2-0	02-02-00	16,087	46	01/21	DALLAS	L	1-4	21-17-08	11,200
5	10/20	@ MONTREAL	L	1-3	02-03-00	21,273	47	01/27	PHILADELPHIA	W	3-2	22-17-08	13,904
6	10/22	@ OTTAWA	W	3-1	03-03-00	18,952	48	01/29	MONTREAL	W	5-1	23-17-08	16,334
7	10/24	SAN JOSE	W	4-3	04-03-00	15,232	49	01/31	@ NY ISLANDERS	L	1-3	23-18-08	13,336
8	10/25	@ ST. LOUIS	L	0-4	04-04-00	19,150	50	02/03	@ TORONTO	W-OT	4-3	24-18-08	19,095
9	10/30	OTTAWA	L	1-2	04-05-00	13,567	51	02/05	NY ISLANDERS	W	3-2	25-18-08	14,206
10	11/01	@ NASHVILLE	L-SO	2-3	04-05-01	14,909	52	02/07	@ WASHINGTON	L	1-3	25-19-08	18,277
11	11/02	@ ATLANTA	L	3-5	04-06-01	10,584	53	02/10	TORONTO	W-OT	5-4	26-19-08	13,764
12	11/06	@ LOS ANGELES	L	2-3	04-07-01	11,267	54	02/12	@ CAROLINA	W	5-0	27-19-08	18,680
13	11/08	@ PHOENIX	L	1-4	04-08-01	14,807	55	02/13	NY RANGERS	W-SO	2-1	28-19-08	17,042
14	11/09	@ ANAHEIM	W	3-1	05-08-01	16,951	56	02/15	WASHINGTON	L	2-4	28-20-08	17,279
15	11/12	TAMPA BAY	W	4-0	06-08-01	12,104	57	02/17	NEW JERSEY	W	4-0	29-20-08	14,514
16	11/14	DETROIT	L	2-3	06-09-01	18,637	58	02/19	CHICAGO	L	0-4	29-21-08	16,133
17	11/18	@ TAMPA BAY	W-SO	4-3	07-09-01	16,176	59	02/21	BOSTON	W	2-0	30-21-08	**19,343
18	11/20	@ NEW JERSEY	L	1-3	07-10-01	14,291	60	02/24	@ BOSTON	L	1-6	30-22-08	16,781
19	11/21	@ BOSTON	L	2-4	07-11-01	16,878	61	02/26	@ NY RANGERS	W	2-1	31-22-08	18,200
20	11/24	CAROLINA	W	3-2	08-11-01	11,117	62	02/28	@ NEW JERSEY	L	2-1	31-23-08	16,256
21	11/26	NEW JERSEY	L-OT	2-3	08-11-02	14,932	63	03/01	@ WASHINGTON	W	6-2	32-23-08	18,277
22	11/28	NY RANGERS	L-SO	3-4	08-11-03	18,106	64	03/03	@ ATLANTA	W	4-3	33-23-08	10,329
23	11/30	@ NY RANGERS	W	4-0	09-11-03	18,200	65	03/05	PITTSBURGH	L	1-4	33-24-08	18,933
24	12/02	@ WASHINGTON	W	5-3	10-11-03	16,792	66	03/07	ST. LOUIS	W	5-3	34-24-08	17,591
25	12/04	BUFFALO	W	2-1	11-11-03	13,123	67	03/10	@ PITTSBURGH	L-SO	3-4	34-24-09	17,132
26	12/06	BOSTON	L	0-4	11-12-03	16,213	68	03/12	@ BUFFALO	L	1-3	34-25-09	18,690
27	12/08	@ OTTAWA	W-OT	4-3	12-12-03	17,947	69	03/14	TAMPA BAY	L-SO	3-4	34-25-10	17,734
28	12/11	@ EDMONTON	W	2-0	13-12-03	16,839	70	03/17	WASHINGTON	L	0-3	34-26-10	14,650
29	12/12	@ CALGARY	W-SO	3-2	14-12-03	19,289	71	03/19	TORONTO	W	3-1	35-26-10	15,467
30	12/14	@ VANCOUVER	L	3-5	14-13-03	18,630	72	03/21	COLUMBUS	L	1-3	35-27-10	17,032
31	12/18	@ CAROLINA	L-OT	1-2	14-13-04	14,533	73	03/23	CAROLINA	L-OT	2-3	35-27-11	14,304
32	12/21	COLORADO	W	3-0	15-13-04	16,132	74	03/25	@ BUFFALO	L	3-5	35-28-11	18,690
33	12/23	NASHVILLE	W	3-0	16-13-04	14,703	75	03/26	@ PHILADELPHIA	W	4-2	36-28-11	19,631
34	12/26	TAMPA BAY	L-SO	3-4	16-13-05	16,961	76	03/28	@ DALLAS	W	6-3	37-28-11	18,532
35	12/27	@ TAMPA BAY	L	4-6	16-14-05	18,226	77	03/31	OTTAWA	W	5-2	38-28-11	15,247
36	12/29	MONTREAL	L	2-5	16-15-05	**20,741	78	04/03	ATLANTA	L	1-3	38-29-11	15,945
37	12/31	@ NY ISLANDERS	L	2-4	16-16-05	12,211	79	04/05	PITTSBURGH	W	4-2	39-29-11	18,232
38	01/03	@ PITTSBURGH	W	6-1	17-16-05	17,042	80	04/07	@ PHILADELPHIA	L	1-2	39-30-11	19,637
39	01/04	@ MONTREAL	L-SO	5-6	17-16-06	21,273	81	04/09	@ ATLANTA	W	3-2	40-30-11	15,738
40	01/06	@ TORONTO	W	4-2	18-16-06	19,197	82	04/11	WASHINGTON	W	7-4	41-30-11	18,527
41	01/08	CAROLINA	W	4-2	19-16-06	10,323							
42	01/10	ATLANTA	W	8-4	20-16-06	14,323							



# 2009-10

**RECORD:** 32-37-11 (77 POINTS)  
**SOUTHEAST DIVISION FINISH:** 5TH  
**EASTERN CONFERENCE FINISH:** 14TH

**COACH:** PETER DEBOER  
**GENERAL MANAGER:** RANDY SEXTON  
**CAPTAIN:** BRYAN MCCABE

\*Indicates Rookie

NO.	POS	PLAYER	TEAM	GP	TOI	G	A	PTS	-/+	PIM	PP	SH	GW	S	PCTG
9	C	Stephen Weiss	FLA	79	19:59	28	32	60	-7	40	12	0	2	180	15.6
16	C	Nathan Horton	FLA	65	20:53	20	37	57	-1	42	7	2	4	159	12.6
67	C	Michael Frolik	FLA	82	17:28	21	22	43	-4	43	5	0	1	219	9.6
24	D	Bryan McCabe	FLA	82	23:19	8	35	43	-4	83	3	0	1	169	4.7
27	C	Steven Reinprecht	FLA	82	16:05	16	22	38	-1	18	3	0	1	124	12.9
61	L	Cory Stillman	FLA	58	17:34	15	22	37	-3	22	3	0	4	126	11.9
14	R	Radek Dvorak	FLA	76	17:26	14	18	32	-7	20	1	3	1	140	10.0
85	L	Rostislav Olesz	FLA	78	15:23	14	15	29	-4	28	3	0	3	178	7.9
2	D	Keith Ballard	FLA	82	22:24	8	20	28	-7	88	1	0	1	90	8.9
4	D	Dennis Seidenberg	FLA	62	22:54	2	21	23	-3	33	1	0	0	116	1.7
44	D	Jordan Leopold	FLA	61	22:25	7	11	18	-7	22	1	0	1	69	10.1
19	C	Dominic Moore	FLA	48	14:54	8	9	17	-7	35	2	1	0	81	9.9
11	C	Gregory Campbell	FLA	60	15:23	2	15	17	-5	53	0	0	1	84	2.4
10	L	David Booth	FLA	28	18:07	8	8	16	-3	23	0	0	1	95	8.4
43	C	*Shawn Matthias	FLA	55	10:47	7	9	16	-3	10	0	0	2	67	10.4
41	D	*Dmitry Kulikov	FLA	68	17:56	3	13	16	-5	32	1	0	0	87	3.4
28	C	Kamil Kreps	FLA	76	12:42	5	9	14	-7	18	1	0	1	83	6.0
5	D	Bryan Allen	FLA	74	19:09	4	9	13	-8	99	0	1	2	78	5.1
52	D	*Jason Garrison	FLA	39	15:08	2	6	8	5	23	0	0	0	24	8.3
65	R	*Victor Oreskovich	FLA	50	8:53	2	4	6	-8	26	0	0	0	55	3.6
32	R	*Michal Repik	FLA	19	8:34	3	2	5	1	6	0	0	0	23	13.0
6	D	Ville Koistinen	FLA	17	7:50	1	3	4	1	8	0	0	0	12	8.3
74	L	Nick Tarnasky	FLA	31	6:48	1	2	3	-5	85	0	0	0	19	5.3
41	L	*Kenndal McArdle	FLA	19	8:53	1	2	3	-4	29	0	0	0	10	10.0
22	C	Jeff Taffe	FLA	21	8:25	1	1	2	-1	4	0	0	0	18	5.6
12	R	Byron Bitz	FLA	7	11:37	1	1	2	1	2	0	0	0	7	14.3
33	L	Steve MacIntyre	FLA	18	3:10	0	1	1	-3	17	0	0	0	3	0.0
5	D	Clay Wilson	FLA	2	11:07	0	0	0	-5	0	0	0	0	0	0.0
68	C	*Mike Duco	FLA	10	7:43	0	0	0	-3	50	0	0	0	6	0.0
63	R	*Evgeny Dadonov	FLA	4	13:13	0	0	0	-1	0	0	0	0	4	0.0
39	D	*Keaton Ellerby	FLA	22	5:25	0	0	0	-1	2	0	0	0	5	0.0

NO	GOALTENDERS	GP	MINS	AVG	W	L	OT	SO	GA	SA	SV%	G	A	PIM
29	Tomas Vokoun	79	3695	2.55	23	28	11	7	157	1924	.925	0	2	0
30	Scott Clemmensen	23	1215	2.91	9	8	2	1	59	668	.912	0	0	0
35	*Alexander Salak	2	66	5.37	0	1	0	0	6	40	.850	0	0	0
FLA TOTALS		104	4976	3.61	32	37	13	8	222	2632	.896	0	2	0



# 2009-10



GAME	DATE	OPP.	RES.	SCORE	REC.	ATTEND.	GAME	DATE	OPP.	RES.	SCORE	REC.	ATTEND.
1	10/2	@ CHICAGO	W	4-3	1-0-0	12,056	42	1/3	PITTSBURGH	W	6-2	17-18-7	18,110
2	10/3	CHICAGO	L	0-4	1-1-0	11,526	43	1/5	@ TORONTO	L	2-3	17-19-7	18,984
3	10/9	@ CAROLINA	L	2-7	1-2-0	13,597	44	1/7	@ MONTREAL	L	0-2	17-20-7	21,273
4	10/10	NEW JERSEY	L	2-3	1-3-0	18,802	45	1/9	@ OTTOWA	W	3-0	18-20-7	16,506
5	10/12	@ TAMPA BAY	L	2-3	1-4-0	14,126	46	1/13	WASHINGTON	L-SO	4-5	18-20-8	14,776
6	10/16	PHILADELPHIA	W	4-2	2-4-0	12,607	47	1/14	@ TAMPA BAY	W	3-2	19-20-8	13,516
7	10/21	BUFFALO	L	2-5	2-5-0	12,607	48	1/16	TAMPA BAY	W	5-2	20-20-8	15,971
8	10/23	@PITTSBURGH	L-SO	2-3	2-5-1	16,971	49	1/18	ATLANTA	W	1-0	21-20-8	11,818
9	10/24	@ PHILADELPHIA	L	1-5	2-6-1	19,007	50	1/20	@ NEW JERSEY	L	0-2	21-21-8	13,931
10	10/28	OTTOWA	L	3-4	2-7-1	12,596	51	1/21	@ NY ISLANDERS	L-SO	1-2	21-21-9	12,138
11	10/30	@ DALLAS	W	6-5	3-7-1	16,824	52	1/23	TORONTO	W	2-0	22-21-9	18,087
12	10/31	@ ST LOUIS	W	4-0	4-7-1	17,943	53	1/26	MONTREAL	W	2-1	23-21-9	17,104
13	11/04	CAROLINA	W	3-0	5-7-1	12,424	54	1/29	@ WASHINGTON	L	1-4	23-22-9	18,277
14	11/6	WASHINGTON	L	1-4	5-8-1	15,877	55	1/31	NY ISLANDERS	W	2-0	24-22-9	16,023
15	11/7	@ WASHINGTON	L	4-7	5-9-1	18,277	56	2/1	ANAHEIM	L	0-3	24-23-9	10,843
16	11/12	@ BOSTON	W	1-0	6-9-1	17,074	57	2/5	CALGARY	L	1-2	24-24-9	19,781
17	11/14	NY ISLANDERS	W	5-4	7-9-1	15,921	58	2/6	@ ATLANTA	L	2-4	24-25-9	16,743
18	11/16	LOS ANGELES	L-SO	3-4	7-9-2	12,502	59	2/9	@ CAROLINA	L	2-4	24-26-9	18,393
19	11/18	@ BUFFALO	W	6-2	8-9-2	18,546	60	2/7/7	VANCOUVER	L	0-3	24-27-9	13,787
20	11/20	@ DETROIT	W	2-1	9-9-2	18,634	61	2/13	BOSTON	L-SO	2-3	24-27-10	17,109
21	11/21	@ NY RANGERS	W	3-2	10-9-2	18,200	62	3/2	@ ATLANTA	L	2-4	24-28-10	13,818
22	11/23	PITTSBURGH	L-OT	2-3	10-9-3	17,024	63	3/3	PHILADELPHIA	W	7-4	25-28-10	15,878
23	11/25	NY RANGERS	L-SO	1-2	10-9-4	16,281	64	3/6	CAROLINA	W	4-1	26-28-10	16,202
24	11/27	TORONTO	L	4-6	10-10-4	16,101	65	3/9	@MINNESOTA	W	3-2	27-28-10	18,191
25	11/28	@ NASHVILLE	L	1-4	10-11-4	14,120	66	3/11	@ COLORADO	L	0-3	27-29-10	11,458
26	11/30	@ ATLANTA	L	3-4	10-12-4	10,310	67	3/13	@ SAN JOSE	W	3-2	28-29-10	17,562
27	12/2	COLORADO	W	6-5	11-12-4	12,403	68	3/16	WASHINGTON	L	3-7	28-30-10	15,123
28	12/3	@ WASHINGTON	L	2-6	11-13-4	18,277	69	3/18	PHEONIX	L-SO	3-4	28-30-11	12,282
29	12/5	ATLANTA	L-SO	1-2	11-13-5	13,291	70	3/20	BUFFALO	L	1-3	28-31-11	18,217
30	12/7	EDMONTON	L-SO	2-3	11-13-6	11,469	71	3/21	TAMPA BAY	W	5-2	29-31-11	14,831
31	12/9	@ COLUMBUS	L	0-3	11-14-6	12,800	72	3/23	@ TORONTO	W	4-1	30-31-11	19,158
32	12/11	@ NEW JERSEY	W	4-2	12-14-6	14,131	73	3/25	@ MONTREAL	L	1-4	30-32-11	21,273
33	12/12	@ PITTSBURGH	L-OT	2-3	12-14-7	16,977	74	3/27	@ OTTOWA	L	2-3	30-33-11	18,689
34	12/14	@ NY ISLANDERS	W	7-1	13-14-7	10,489	75	3/29	NASHVILLE	L-OT	2-3	30-33-12	13,679
35	12/16	ATLANTA	W	4-3	14-14-7	11,672	76	3/31	@ BUFFALO	L	2-6	30-34-12	18,690
36	12/18	CAROLINA	W	6-3	15-14-7	15,107	77	4/1	@ BOSTON	W	1-0	31-34-12	17,565
37	12/19	@ CAROLINA	L	2-3	15-15-7	12,758	78	4/3	NY RANGERS	L	1-4	31-35-12	18,011
38	12/21	@ PHILADELPHIA	W	4-1	16-15-7	19,323	79	4/6	OTTOWA	L	2-5	31-36-12	11,790
39	12/23	@ NY RANGERS	L	1-4	16-16-7	18,200	80	4/8	NEW JERSEY	W	3-2	32-36-12	15,273
40	12/27	BOSTON	L	1-2	16-17-7	18,799	81	4/10	@ TAMPA BAY	L-SO	3-4	32-36-13	17,050
41	12/31	MONTREAL	L	4-5	16-18-7	**19,851	82	4/11	TAMPA BAY	L	1-3	32-37-13	15,884



# 2010-11

**RECORD:** 30-40-12 (72 POINTS)  
**SOUTHEAST DIVISION FINISH:** 5TH  
**EASTERN CONFERENCE FINISH:** 15TH

**COACH:** PETER DEBOER  
**GENERAL MANAGER:** DALE TALLON  
**CAPTAIN:** BRYAN MCCABE

\*Indicates Rookie

NO.	POS	PLAYER	TEAM	GP	TOI	G	A	PTS	-/+	PIM	PP	SH	GW	S	PCTG	
9	C	Stephen Weiss	FLA78	17:48	14	47	61	19	22	4	1	4	154		9.1	
10	L	David Booth	FLA	72	17:05	31	29	60	10	38	11	0	5	246	12.6	
61	L	Cory Stillman	FLA63	16:35	17	32	49	1	37	8	0	2	115		14.8	
16	C	Nathan Horton	FLA67	17:51	22	23	45	-5	48	5	1	5	131		16.8	
67	C	*Michael Frolik	FLA79	14:48	21	24	45	10	22	1	0	2	158		13.3	
4	D	Jay Bouwmeester	FLA82	26:59	15	27	42	-2	68	9	0	2	182		8.2	
24	D	Bryan McCabe	FLA69	23:08	15	24	39	-1	41	8	0	3	153		9.8	
14	R	Radek Dvorak	FLA81	16:26	15	21	36	0	42	0	4	3	136		11.0	
2	D	Keith Ballard	FLA82	22:23	6	28	34	14	72	1	0	1	106		5.7	
20	R	Richard Zednik	FLA70	15:35	17	16	33	2	46	3	0	4	153		11.1	
11	C	Gregory Campbell	FLA77	16:47	13	19	32	0	76	1	0	1	135		9.6	
18	L	Ville Pelttonen	FLA79	15:15	12	19	31	6	31	0	0	1	121		9.9	
55	D	Steve Eminger	PHI/TB/FLA71	21:36	5	21	26	-3	50	2	0	1	85		5.9	
44	D	Nick Boynton	FLA68	16:35	16	16	21	7	91	0	0	1	104		4.8	
53	R	Brett McLean	FLA80	12:25	7	12	19	-12	29	0	0	2	114		6.1	
28	C	Kamil Kreps	FLA66	13:58	14	15	19	2	18	0	1	1	77		5.2	
3	D	Karlis Skrastins	FLA80	20:33	4	14	18	9	30	0	0	0	55		7.3	
22	D	Jassen Cullimore	FLA68	16:47	2	8	10	-10	37	0	0	0	52		3.8	
85	L	Rostislav Olesz	FLA37	13:11	4	5	9	-5	8	0	0	0	69		5.8	
13	R	Anthony Stewart	FLA59	7:38	2	5	7	-6	34	0	0	0	56		3.6	
74	L	Nick Tarnasky	NSH/FLA	45	7:19	1	6	7	-1	50	0	0	0	38		2.6
32	R	*Michal Repik	FLA5	7:31	2	0	2	1	0	0	0	0	7		28.6	
41	C	*Shawn Matthias	FLA16	9:09	0	2	2	-3	2	0	0	0	11		0.00	
5	D	Bryan Allen	FLA2	27:11	0	1	1	2	0	0	0	0	5		0.00	
71	L	*Kennal McArdle	FLA3	7:30	0	0	0	-1	2	0	0	0	1		0.00	
38	C	Janis Sprukts	FLA1	12:19	0	0	0	0	0	0	0	0	1		0.00	
37	L	*Tanner Glass	FLA3	6:45	0	0	0	0	7	0	0	0	1		0.00	
52	D	*Jason Garrison	FLA1	11:57	0	0	0	0	0	0	0	0	0		0.00	

NO	GOALTENDERS	GP	MINS	AVG	W	L	OT	SO	GA	SA	SV%	G	A	PIM
29	Tomas Vokoun	59	3324	2.49	26	23	6	6	138	1856	.926	0	1	2
31	Craig Anderson	31	1636	2.71	15	7	5	3	74	977	.924	0	1	2
	FLA TOTALS	90	4960	2.56	41	30	11	9	212	2833	.925	0	2	4

\*Indicates Rookie

# 2010-11



GAME	DATE	OPP.	RES.	SCORE	REC.	ATTEND.	GAME	DATE	OPP.	RES.	SCORE	REC.	ATTEND.
1	10/10	@ EDMONTON	L	2-3	0-1-0	16,839	43	01/15	NEW JERSEY	W-OT	3-2	21-20-2	17,825
2	10/11	@ VANCOUVER	L	1-2	0-2-0	18,860	44	01/17	ATLANTA	L-SO	2-3	21-20-3	11,477
3	10/14	@ CALGARY	W	3-0	1-2-0	19,289	45	01/19	COLORADO	L-OT	2-3	21-20-4	11,629
4	10/16	TAMPA BAY	W	6-0	2-2-0	17,040	46	01/21	TAMPA BAY	L-SO	1-2	21-20-5	17,328
5	10/21	DALLAS	L	1-4	2-3-0	11,580	47	01/23	@ NEW JERSEY	L	2-5	21-21-5	15,109
6	10/23	NY ISLANDERS	W	4-3	3-3-0	15,071	48	01/25	@ NY RANGERS	W	4-3	22-21-5	18,200
7	10/26	@ TORONTO	L	1-3	3-4-0	19,239	49	01/26	@ BOSTON	L	1-2	22-22-5	17,565
8	10/28	@ OTTAWA	L	3-5	3-5-0	16,294	50	02/01	@ TORONTO	L-SO	3-4	22-22-6	19,018
9	10/30	@ MONTREAL	W	3-1	4-5-0	21,273	51	02/02	@ MONTREAL	L	2-3	22-23-6	21,273
10	11/03	ATLANTA	L	3-4	4-6-0	11,212	52	02/04	@ NEW JERSEY	W-OT	4-3	23-23-6	13,557
11	11/05	CAROLINA	W	7-4	5-6-0	14,761	53	02/08	ST LOUIS	L	1-2	23-24-6	12,228
12	11/06	@ CAROLINA	L	2-3	5-7-0	17,704	54	02/10	BUFFALO	L-OT	2-3	23-24-7	14,559
13	11/10	TORONTO	W	4-1	6-7-0	15,243	55	02/13	SAN JOSE	W	3-2	24-24-7	16,217
14	11/12	MINNESOTA	W	2-1	7-7-0	15,043	56	02/16	PHILADELPHIA	L	2-4	24-25-7	17,077
15	11/13	@ PHILADELPHIA	L	2-5	7-8-0	19,616	57	02/18	DETROIT	L	3-4	24-26-7	**19,947
16	11/17	@ ATLANTA	W	2-1	8-8-0	10,168	58	02/19	@ TAMPA BAY	W-SO	3-2	25-26-7	18,710
17	11/18	@ BOSTON	L	0-4	8-9-0	17,565	59	02/21	@ NY ISLANDERS	L	1-5	25-27-7	13,720
18	11/20	@ NY ISLANDERS	W	4-1	9-9-0	9,157	60	02/23	@ OTTAWA	L	1-5	25-28-7	16,520
19	11/22	PITTSBURGH	L	2-3	9-10-0	16,543	61	02/25	@ ATLANTA	W-SO	2-1	26-28-7	14,046
20	11/24	BOSTON	L	1-3	9-11-0	16,712	62	02/27	NEW JERSEY	L	1-2	26-29-7	16,592
21	11/26	NY RANGERS	L	0-3	9-12-0	17,013	63	03/01	@ CAROLINA	L	1-2	26-30-7	16,252
22	11/27	@ TAMPA BAY	W-SO	4-3	10-12-0	15,854	64	03/03	MONTREAL	L	0-4	26-31-7	**19,722
23	12/01	@ ANAHEIM	L	3-5	10-13-0	12,504	65	03/05	@ ATLANTA	L-OT	3-4	26-31-8	15,799
24	12/02	@ LOS ANGELES	L	2-3	10-14-0	17,720	66	03/06	WASHINGTON	L-OT	2-3	26-31-9	15,685
25	12/04	@ PHOENIX	W-SO	2-1	11-14-0	10,334	67	03/08	CHICAGO	W	3-2	27-31-9	16,132
26	12/07	COLORADO	W-OT	4-3	12-14-0	12,791	68	03/10	OTTAWA	L	1-2	27-32-9	12,310
27	12/09	@ WASHINGTON	W	3-0	13-14-0	18,398	69	03/12	TAMPA BAY	W-OT	4-3	28-32-9	16,607
28	12/11	@ NASHVILLE	L	0-3	13-15-0	16,128	70	03/15	PHILADELPHIA	L	2-3	28-33-9	17,377
29	12/15	CAROLINA	L	3-4	13-16-0	14,651	71	03/17	TORONTO	W	4-0	29-33-9	16,970
30	12/17	BUFFALO	W	6-2	14-16-0	16,894	72	03/19	NY ISLANDERS	L-SO	3-4	29-33-10	16,502
31	12/20	@ PHILADELPHIA	W	5-0	15-16-0	19,964	73	03/22	@ NY RANGERS	L	0-1	29-34-10	18,200
32	12/22	@ PITTSBURGH	L	2-5	15-17-0	18,238	74	03/23	@ CHICAGO	L	0-4	29-35-10	21,713
33	12/23	@ BUFFALO	W	4-3	16-17-0	18,690	75	03/25	@ BUFFALO	L	2-4	29-36-10	18,690
34	12/27	BOSTON	L-SO	2-3	16-17-1	**19,250	76	03/27	@ PITTSBURGH	L-SO	1-2	29-36-11	18,270
35	12/31	MONTREAL	L-OT	2-3	16-17-2	**20,072	77	03/29	@ COLUMBUS	L-SO	2-3	29-36-12	11,670
36	01/02	NY RANGERS	W	3-0	17-17-2	16,752	78	03/31	OTTAWA	L	1-4	29-37-12	15,672
37	01/03	@ CAROLINA	W-OT	4-3	18-17-2	16,637	79	04/02	PITTSBURGH	L	2-4	29-38-12	18,178
38	01/05	ATLANTA	L	2-3	18-18-2	12,803	80	04/06	@ WASHINGTON	L	2-5	29-39-12	18,398
39	01/07	CAROLINA	L	3-5	18-19-2	14,262	81	04/08	@ TAMPA BAY	L	2-4	29-40-12	20,444
40	01/08	@ WASHINGTON	L	2-3	18-20-2	18,398	82	04/09	WASHINGTON	W	1-0	30-40-12	**18,371
41	01/11	WASHINGTON	W-OT	4-3	19-20-2	14,790							
42	01/13	NASHVILLE	W	3-2	20-20-2	12,228							



# 2011-12

**RECORD:** 38-26-18 (94 POINTS)  
**SOUTHEAST DIVISION FINISH:** 1ST  
**EASTERN CONFERENCE FINISH:** 3RD

**COACH:** KEVIN DINEEN  
**GENERAL MANAGER:** DALE TALLON  
**CAPTAIN:** NONE

\*Indicates Rookie

NO.	POS	PLAYER	TEAM	GP	G	A	PTS	-/+	PIM	PP	SH	GW	S	PCTG
14	L	Tomas Fleischmann	FLA	82	27	34	61	-7	26	6	1	4	217	12.4
9	C	Stephen Weiss	FLA	80	20	37	57	5	60	5	1	6	149	13.4
32	R	Kris Versteeg	FLA	71	23	31	54	4	49	8	1	5	181	12.7
51	D	Brian Campbell	FLA	82	4	49	53	-9	6	1	0	0	131	3.1
52	D	Jason Garrison	FLA	77	16	17	33	6	32	9	0	3	168	9.5
82	R	Tomas Kopecky	FLA	80	10	22	32	-8	32	2	0	2	143	7.0
26	R	Mikael Samuelsson	FLA	48	13	15	28	2	14	6	0	1	125	10.4
7	D	Dmitry Kulikov	FLA	58	4	24	28	-5	36	2	0	1	104	3.8
57	C	Marcel Goc	FLA	57	11	16	27	5	10	3	0	1	97	11.3
18	C	Shawn Matthias	FLA	79	10	14	24	-2	49	1	0	1	133	7.5
20	L	Sean Bergenheim	FLA	62	17	6	23	-5	48	5	1	2	185	9.2
43	D	Mike Weaver	FLA	82	0	16	16	-2	14	0	0	0	51	0.0
55	D	Ed Jovanovski	FLA	66	3	10	13	-11	31	1	0	0	58	5.2
13	C	Mike Santorelli	FLA	60	9	2	11	-10	18	2	0	1	117	7.7
12	R	Jack Skille	FLA	46	4	6	10	-9	28	0	1	1	76	5.3
14	L	Wojtek Wolski	FLA	22	4	5	9	-3	0	0	0	0	39	10.3
22	R	Matt Bradley	FLA	45	3	5	8	-3	31	0	0	0	35	8.6
44	D	*Erik Gudbranson	FLA	72	2	6	8	-19	78	0	0	0	76	2.6
16	L	Marco Sturm	FLA	42	3	2	5	-3	10	0	0	0	45	0.0
21	R	Krystofer Barch	FLA	41	2	3	5	2	91	0	0	0	22	5.7
19	L	Scottie Upshall	FLA	26	2	3	5	-3	29	1	0	1	53	3.8
27	R	Michal Repik	FLA	17	2	3	5	-3	6	1	0	0	35	5.7
4	D	Keaton Ellerby	FLA	40	0	5	5	-3	10	0	0	0	45	0.0
10	C	John Madden	FLA	31	3	0	3	-4	4	0	0	1	33	9.1
63	R	Evgenii Dadonov	FLA	15	2	1	3	-4	2	0	0	0	21	9.5
23	D	Tyson Strachan	FLA	15	1	2	3	1	5	0	0	0	14	7.1
8	L	Tim Kennedy	FLA	27	1	1	2	-11	4	0	0	1	22	4.5
29	R	Bill Thomas	FLA	7	1	0	1	0	0	0	0	0	9	11.1
36	C	Mark Cullen	FLA	6	0	1	1	2	2	0	0	0	1	0.0
25	R	Jerred Smithson	FLA	16	0	1	1	1	4	0	0	0	12	0.0
47	D	*Colby Robak	FLA	3	0	0	0	0	0	0	0	0	1	0.0
73	C	Bracken Kearns	FLA	5	0	0	0	10	0	0	0	0	0	0.0
34	D	Nolan Yonkman	FLA	1	0	0	0	0	0	0	0	0	0	0.0
17	C	Jon Matsumoto	FLA	1	0	0	0	0	0	0	0	0	0	0.0
37	C	Greg Rallo	FLA	1	0	0	0	0	0	0	0	0	1	0.0
NO	GOALTENDERS	GP	MINS	AVG	W	L	OT	SO	GA	SA	SV%	G	A	PIM
60	Jose Theodore	53	3049	2.46	22	16	11	3	125	1502	.917	0	0	2
30	Scott Clemmensen	30	1566	2.57	14	6	6	1	67	773	.911	0	1	0
35	*Jacob Markstrom	7	383	2.66	2	4	1	0	17	222	.923	0	0	0
33	Brian Foster	1	5	0.00	0	0	0	0	0	1	1.000	0	0	0
	FLA TOTALS	91	5003	2.58	38	26	18	4	209	2498	.937	0	1	2

# 2011-12



GAMEDATE	OPP.	RES.	SCORE	REC.	ATTEND.	GAMEDATE	OPP.	RES.	SCORE	REC.	ATTEND.
1	10/08 @ NY ISLANDERS	W	2-0	1-0-0	16,234	42	01/09 VANCOUVER	W	2-1	21-13-8	16,712
2	10/11 @ PITTSBURGH	L	2-4	1-1-0	18,503	43	01/13 PITTSBURGH	L	1-4	21-14-8	**18,658
3	10/15 TAMPA BAY	W-SO	3-2	2-1-0	**18,352	44	01/16 BOSTON	L-SO	2-3	21-14-9	**19,018
4	10/17 @ TAMPA BAY	W	7-4	3-1-0	19,204	45	01/18 @ COLORADO	L-OT	1-3	21-14-10	13,465
5	10/18 @ WASHINGTON	L	0-3	3-2-0	18,506	46	01/20 @ CHICAGO	L	1-3	21-15-10	21,555
6	10/20 BUFFALO	L	0-3	3-3-0	14,811	47	01/21 @ WINNIPEG	W-SO	4-3	22-15-10	15,004
7	10/22 NY ISLANDERS	W	4-2	4-3-0	15,411	48	01/24 PHILADELPHIA	L-SO	2-3	22-15-11	**17,737
8	10/24 @ MONTREAL	W	2-1	5-3-0	21,273	49	02/01 WASHINGTON	W	4-2	23-15-11	15,231
9	10/27 @ OTTAWA	L	3-4	5-4-0	18,165	50	02/03 WINNIPEG	W	2-1	24-15-11	16,773
10	10/29 @ BUFFALO	W	3-2	6-4-0	18,690	51	02/04 @ TAMPA BAY	L	3-6	24-16-11	**19,204
11	10/31 WINNIPEG	L-SO	3-4	6-4-1	11,855	52	02/07 @ WASHINGTON	L	0-4	24-17-11	18,506
12	11/03 CHICAGO	L-SO	2-3	6-4-2	15,929	53	02/09 LOS ANGELES	W	3-1	25-17-11	14,929
13	11/06 TAMPA BAY	L-SO	3-4	6-4-3	15,066	54	02/11 @ NEW JERSEY	W	3-1	26-17-11	14,938
14	11/08 @ TORONTO	W	5-1	7-4-3	19,414	55	02/12 @ NY ISLANDERS	W	4-1	27-17-11	14,179
15	11/10 @ WINNIPEG	W	5-2	8-4-3	15,004	56	02/15 OTTAWA	L	2-6	27-18-11	14,038
16	11/13 PHILADELPHIA	L	2-3	8-5-3	15,215	57	02/17 WASHINGTON	L	1-2	27-19-11	**17,779
17	11/15 @ DALLAS	W	6-0	9-5-3	10,175	58	02/19 ANAHEIM	L	0-2	27-20-11	15,945
18	11/17 @ ST LOUIS	L	1-4	9-6-3	17,642	59	02/23 MINNESOTA	L-SO	2-3	27-20-12	13,892
19	11/19 PITTSBURGH	W	3-2	10-6-3	**18,071	60	02/25 @ CAROLINA	W-SO	3-2	28-20-12	18,680
20	11/21 NEW JERSEY	W	4-3	11-6-3	13,122	61	02/26 MONTREAL	W	4-2	29-20-12	**18,108
21	11/23 NY RANGERS	W	2-1	12-6-3	**17,461	62	02/28 @ TORONTO	W	5-3	30-20-12	19,420
22	11/25 TAMPA BAY	L-OT	1-2	12-6-4	**17,380	63	03/01 @ WINNIPEG	L	0-7	30-21-12	15,004
23	11/26 @ TAMPA BAY	L	1-5	12-7-4	17,841	64	03/03 NASHVILLE	L	1-3	30-22-12	15,904
24	11/29 @ CAROLINA	W	3-1	13-7-4	13,065	65	03/04 OTTAWA	W	4-2	31-22-12	15,811
25	12/01 @ LOS ANGELES	L	1-2	13-8-4	17,720	66	03/08 @ PHILADELPHIA	L	0-5	31-22-12	19,675
26	12/03 @ SAN JOSE	W	5-3	14-8-4	17,562	67	03/09 @ PITTSBURGH	L-OT	1-2	31-22-13	18,606
27	12/05 WASHINGTON	W	5-4	15-8-4	16,337	68	03/11 CAROLINA	W	2-0	32-22-13	15,081
28	12/08 @ BOSTON	W	2-0	16-8-4	17,565	69	03/13 TORONTO	W	5-2	33-22-13	**17,475
29	12/09 @ BUFFALO	L-OT	1-2	16-8-5	18,690	70	03/15 BOSTON	W	6-2	34-22-13	**19,004
30	12/11 @ NY RANGERS	L	1-6	16-9-5	18,200	71	03/17 BUFFALO	W-SO	3-2	35-22-13	16,827
31	12/13 NEW JERSEY	L-SO	2-3	16-9-6	14,669	72	03/20 @ PHILADELPHIA	W	2-1	36-23-13	19,568
32	12/16 CALGARY	W-SO	3-2	17-9-6	15,575	73	03/21 @ CAROLINA	L	1-3	36-24-13	18,680
33	12/18 CAROLINA	W-OT	3-2	18-9-6	15,289	74	03/23 EDMONTON	L-SO	1-2	36-24-14	16,214
34	12/20 PHOENIX	L	1-2	18-10-6	**17,711	75	03/25 NY ISLANDERS	L-SO	2-3	36-24-15	16,814
35	12/22 @ OTTAWA	L-OT	3-4	18-10-7	19,296	76	03/27 @ MONTREAL	W-SO	3-2	37-24-15	21,273
36	12/23 @ BOSTON	L	0-8	18-11-7	17,565	77	03/29 @ MINNESOTA	L-OT	2-3	37-24-16	16,214
37	12/27 TORONTO	W	5-3	19-11-7	**20,406	78	03/30 @ COLUMBUS	L	1-4	37-25-16	17,994
38	12/30 NY RANGERS	L	1-4	19-12-7	**20,238	79	04/01 @ DETROIT	L-SO	1-2	37-25-17	20,066
39	12/31 MONTREAL	W	3-5	20-12-7	**20,098	80	04/03 WINNIPEG	L-OT	4-5	37-25-18	17,760
40	01/05 @ NY RANGERS	L-OT	2-3	20-12-8	18,200	81	04/05 @ WASHINGTON	L	2-4	37-26-18	18,506
41	01/06 @ NEW JERSEY	L	2-5	20-13-8	15,793	82	04/07 CAROLINA	W	4-1	38-26-18	**19,057





# 2012-13

**RECORD:** 15-27-6 (36 POINTS)  
**SOUTHEAST DIVISION FINISH:** 5TH  
**EASTERN CONFERENCE FINISH:** 15TH

**COACH:** KEVIN DINEEN  
**GENERAL MANAGER:** DALE TALLON  
**CAPTAIN:** NONE

\*Indicates Rookie

NO	POS	NAME	TEAM	GP	G	A	PTS	+/-	PIM	PP	SH	GW	S	PCTG
14	LW	Tomas Fleischmann	FLA	48	12	23	35	-10	16	2	1	2	121	9.9
11	C	Jonathan Huberdeau	FLA	48	14	17	31	-15	18	2	0	1	112	12.5
82	RW	Tomas Kopecky	FLA	47	15	12	27	-8	28	4	1	0	92	16.3
51	D	Brian Campbell	FLA	48	8	19	27	-22	12	6	0	2	70	11.4
18	C	Shawn Matthias	FLA	48	14	7	21	-8	16	2	1	1	106	13.2
57	C	Marcel Goc	FLA	42	9	10	19	-6	8	4	0	1	92	9.8
88	C	Peter Mueller	FLA	43	8	9	17	-11	18	2	0	0	131	6.1
15	C	Drew Shore*	FLA	43	3	10	13	-10	14	1	1	1	96	3.1
12	RW	Jack Skille	FLA	40	3	9	12	-9	11	0	0	0	69	4.3
7	D	Dmitry Kulikov	FLA	34	3	7	210	-5	22	2	0	2	52	5.8
3	D	TJ Brennan	FLA	19	2	7	9	-8	2	0	0	0	24	8.3
17	D	Filip Kuba	FLA	44	1	9	10	-18	24	0	0	0	50	2.0
43	D	Mike Weaver	FLA	27	1	8	9	-3	8	0	0	0	21	4.8
19	LW	Scottie Upshall	FLA	27	4	1	5	-8	25	1	0	1	54	7.4
25	C	Jerred Smithson	FLA	35	2	3	5	-4	10	0	0	0	22	9.1
27	RW	Alex Kovalev	FLA	14	2	3	5	-1	6	1	0	1	21	9.5
32	RW	Kris Versteeg	FLA	10	2	2	4	-8	8	0	0	0	20	10.0
9	D	Stephen Weiss	FLA	17	1	3	4	-13	25	1	0	0	19	5.3
23	D	Tyson Strachan	FLA	38	0	4	4	-13	40	0	0	0	42	0.0
44	D	Erik Gudbranson	FLA	32	0	4	4	-22	47	0	0	0	49	0.0
13	C	Mike Santorelli	FLA	24	2	1	3	-7	2	0	0	0	21	9.5
22	RW	George Parros	FLA	39	1	1	2	-15	57	0	0	0	16	6.3
27	C	Nick Bjugstad*	FLA	11	1	0	1	-8	2	0	0	0	17	5.9
37	C	Greg Rallo	FLA	10	1	0	1	-3	2	1	0	0	10	10.0
47	D	Colby Robak*	FLA	16	0	1	1	-1	17	0	0	0	15	0.0
55	D	Ed Jovanovski	FLA	6	0	1	1	-4	0	0	0	0	6	0.0
76	LW	Eric Selleck*	FLA	2	0	1	1	2	17	0	0	0	2	0.0
4	D	Keaton Ellerby	FLA	9	0	0	0	-2	36	0	0	0	8	0.0
42	C	Quinton Howden	FLA	18	0	0	0	-11	2	0	0	0	22	6.3
72	D	Alex Petrovic	FLA	6	0	0	0	-8	25	0	0	0	5	0.0
34	D	Nolan Yonkman	FLA	7	0	0	0	-1	1	0	0	0	4	0.0
75	C	Scott Timmins	FLA	5	0	0	0	-2	4	0	0	0	6	0.0
52	C	Jonathan Rheault	FLA	5	0	0	0	0	0	0	0	0	5	0.0
62	D	Michael Caruso	FLA	2	15	0	0	-1	0	0	0	0	0	0.0

NO	GOALTENDERS	GP	MIN	AVG	W	L	OT	SO	GA	SA	SV%	G	A	PIM
35	Jacob Markstrom*	23	1266	3.22	8	14	1	0	68	685	.901	0	0	0
60	Jose Theodore	15	766	3.29	4	6	3	0	42	391	8.93	0	0	2
30	Scott Clemmensen	11	866	3.67	3	7	2	0	53	421	.874	0	0	0
	FLA TOTALS	49	2898	3.39	15	27	6	0	163	1497	.891	0	0	2

# 2012-13



GAME DATE	OPP.	RES.	SCORE	REC.	ATTEND.	GAME DATE	OPP	.RES.	SCORE	REC.	ATTEND.
1 1/19/13	CAR	W	5-1	1-0-0	**19,688	25 3/8/13	WPG	L-OT	2-3	7-12-6	16,442
2 1/21/13	@OTT	L	0-4	1-1-0	**19,952	26 3/10/13	MTL	L	2-5	7-13-6	**19,189
3 1/22/13	@MTL	L	1-4	1-2-0	**21,273	27 3/12/13	TBL	L	2-3	7-14-6	15,174
4 1/24/13	OTT	L	1-3	1-3-0	15,364	28 3/14/13	@BOS	L	1-4	7-15-6	**17,565
5 1/26/13	PHI	L	1-7	1-4-0	**19,311	29 3/16/13	NYI	L	3-4	7-16-6	**17,627
6 1/29/13	@TBL	L	2-5	1-5-0	**19,204	30 3/19/13	@CAR	W	4-1	8-16-6	16,349
7 1/31/13	WPG	W	6-3	2-5-0	15,731	31 3/21/13	@NRY	W	3-1	9-16-6	**17,200
8 2/3/13	@BUF	W	4-3	3-5-0	**18,831	32 3/23/13	@NJD	L	1-2	9-17-6	**17,625
9 2/5/13	@WPG	L-OT	2-3	3-5-1	**15,004	33 3/24/13	@NYI	L	0-3	9-18-6	14,512
10 2/7/13	@PHI	W-SO	3-2	4-5-1	**19,616	34 3/26/13	@TOR	L	2-3	9-19-6	**19,379
11 2/9/13	@WSH	L	0-5	4-6-1	**18,506	35 3/28/13	BUF	W-SO	5-4	10-19-6	**17,044
12 2/12/13	WSH	L-OT	5-6	4-6-2	15,340	36 3/30/13	NJD	W-OT	3-2	11-19-6	**18,138
13 2/14/13	MTL	L-OT	0-1	4-6-3	17,021	37 4/2/13	@TBL	W-SO	3-2	12-19-6	17,904
14 2/16/13	TBL	L-OT	5-6	4-6-4	17,004	38 4/6/13	WSH	L	3-4	12-20-6	16,886
15 2/18/13	TOR	L	0-3	4-7-4	**17,177	39 4/7/13	OTT	W	2-1	13-20-6	15,552
16 2/21/13	@PHI	W	5-2	5-7-4	**19,605	40 4/11/13	@WPG	L	2-7	13-21-6	**15,004
17 2/22/13	@PIT	L	1-3	5-8-4	**18,655	41 4/13/13	PIT	L	1-3	13-22-6	**18,891
18 2/24/13	BOS	L	1-4	5-9-4	**18,108	42 4/16/13	@NYI	L	2-5	13-23-6	15,922
19 2/26/13	PIT	W	6-4	6-9-4	**17,378	43 4/18/13	@NYR	L	1-6	13-24-6	**17,200
20 2/28/13	BUF	L-SO	3-4	6-9-5	15,672	44 4/20/13	@NJD	L	2-6	13-25-6	16,018
21 3/2/13	@CAR	L	2-6	6-10-5	**18,680	45 4/21/13	@BOS	L	0-3	13-26-6	**17,565
22 3/3/13	CAR	L	2-3	6-11-5	15,978	46 4/23/13	NYR	W	3-2	14-26-6	**17,758
23 3/5/13	WPG	W	4-1	7-11-5	14,574	47 4/25/13	TOR	L	0-4	14-27-6	16,484
24 3/7/13	@WSH	L	1-7	7-12-5	**18,506	48 4/27/13	@TBL	W	5-3	15-27-6	**19,204

\*\* DENOTES HOME TEAM SELLOUT



# 2013-14

**RECORD:** 29-45-8 (66 POINTS)  
**ATLANTIC DIVISION FINISH:** 7TH  
**EASTERN CONFERENCE FINISH:** 14TH

**COACH:** KEVIN DINEEN/PETER HORACHEK  
**GENERAL MANAGER:** DALE TALLON  
**CAPTAIN:** ED JOVANOVSKI

\*Indicates Rookie

NO	POS	PLAYER	TEAM	GP	TOI	G	A	PTS	-/+	PIM	PP	SH	GW	S	PCTG
27	C	Nick Bjugstad*	FLA	76	16:13	16	22	38	-14	16	0	1	4	185	8.6
51	D	Brian Campbell	FLA	82	26:57	7	30	37	-6	20	2	0	2	116	6.0
19	L	Scottie Upshall	FLA	76	15:55	15	22	37	1	73	1	1	3	161	9.3
24	R	Brad Boyes	FLA	78	17:02	21	15	36	-6	28	2	1	1	176	11.9
20	L	Sean Bergenheim	FLA	62	16:30	16	13	29	-16	40	3	0	3	190	8.4
14	L	Tomas Fleischmann	FLA	80	17:07	8	20	28	-18	22	2	0	1	188	4.3
77	D	Tom Gilbert	FLA	73	21:20	3	25	28	-5	18	2	0	1	93	3.2
11	L	Jonathan Huberdeau	FLA	69	15:39	9	19	28	-5	37	2	0	1	108	8.3
16	C	Aleksander Barkov	FLA	54	17:05	8	16	24	-3	10	3	0	1	87	9.2
57	C	Marcel Goc	FLA	62	16:59	11	12	23	-7	31	0	0	1	105	10.50
7	D	Dmitry Kulikov	FLA	81	21:41	8	11	19	-26	66	2	1	0	127	6.3
17	C	Jesse Winchester	FLA	52	12:44	9	9	18	-2	38	1	0	2	100	9.0
12	R	Jimmy Hayes	FLA	53	10:56	11	7	18	-6	18	3	0	0	71	15.5
18	C	Shawn Matthias	FLA	59	12:13	9	7	16	0	14	0	0	0	88	10.20
73	C	Brandon Pirri	FLA	21	13:56	7	7	14	0	2	2	0	0	46	15.2
23	C	Scott Gomez	FLA	46	13:07	2	10	12	-11	24	0	0	0	56	3.6
82	R	Tomas Kopecky	FLA	49	15:53	4	8	12	0	18	0	1	0	95	4.2
4	D	Dylan Olsen	FLA	44	15:26	3	9	12	-3	8	0	0	0	60	5.0
44	D	Erik Gudbranson	FLA	65	17:58	3	6	9	-7	114	0	0	0	92	3.3
67	C	Vincent Trocheck	FLA	20	18:53	5	3	8	-11	6	1	1	0	38	13.2
32	R	Kris Versteeg	FLA	18	15:42	2	5	7	-9	9	0	0	0	47	4.30
15	C	Drew Shore	FLA	24	11:59	5	2	7	-1	8	1	1	1	23	21.7
43	D	Mike Weaver	FLA	55	18:47	0	6	6	-9	23	0	0	0	44	0.00
42	L	Quinton Howden	FLA	16	13:43	4	2	6	0	10	0	1	0	23	17.4
55	D	Ed Jovanovski	FLA	37	16:10	1	4	5	-6	39	0	0	0	44	2.3
21	R	Krys Barch	FLA	55	5:58	0	4	4	-10	99	0	0	0	19	0.0
47	D	Colby Robak	FLA	16	18:34	0	2	2	-4	6	0	0	0	15	0.0
97	D	Matt Gilroy	FLA	16	16:15	1	1	2	-2	6	0	0	0	27	3.7
10	R	Joey Crabb	FLA	9	14:22	0	1	1	-2	7	0	0	0	5	0.00
26	R	Bobby Butler	FLA	2	13:50	0	1	1	1	2	0	0	0	5	0.0
72	D	Alex Petrovic	FLA	7	12:14	0	1	1	3	8	0	0	0	4	0.0
22	D	Mike Mottau	FLA	8	12:39	0	0	0	-3	4	0	0	0	1	0.0
6	D	Ryan Whitney	FLA	7	16:44	0	0	0	-7	6	0	0	0	8	0.0
28	L	Garrett Wilson	FLA	3	10:20	0	0	0	-1	0	0	0	0	8	0.0
58	D	Jonathan Racine	FLA	1	15:35	0	0	0	-1	2	0	0	0	0	0.0

NO	GOALTENDERS	GP	MINS	AVG	W	L	OT	SO	GA	SA	SV%	G	A	PIM
34	Tim Thomas	40	2299	2.87	16	20	3	0	110	1206	.909	0	1	4
30	Scott Clemmensen	17	914	3.09	6	7	1	0	47	454	.896	0	1	0
1	Roberto Luongo	14	804	2.46	6	7	1	1	33	432	.924	0	0	2
35	Jacob Markstrom	12	614	3.52	1	6	3	0	36	285	.874	0	0	0
39	Dan Ellis	6	337	4.81	0	5	0	0	27	165	.836	0	0	0



# 2013-14



GAME	DATE	OPP.	RES.	SCORE	REC.	ATTEND.	GAME	DATE	OPP.	RES.	SCORE	REC.	ATTEND.
1	10/3	@DAL	W	4-2	1-0-0	16100	43	1/6	@MTL	L	1-2	16-21-6	**21273
2	10/5	@STL	L	0-7	1-1-0	16264	44	1/9	@BUF	W-SO	2-1	17-21-6	17872
3	10/8	@PHI	L	1-2	1-2-0	**19589	45	1/11	@NJD	L-OT	1-2	17-21-7	16592
4	10/10	@TBL	L	2-7	1-3-0	**19204	46	1/14	NYI	L-OT	4-2	18-21-7	13730
5	10/11	PIT	W	6-3	2-3-0	**18584	47	1/16	SJS	L	0-3	18-22-7	13149
6	10/13	LAK	L	0-3	2-4-0	12810	48	1/18	@CAR	L	2-3	18-23-7	15476
7	10/15	@NSH	L	3-4	2-5-0	15935	49	1/20	@PIT	W	5-1	19-23-7	**18660
8	10/17	BOS	L	2-3	2-6-0	14440	50	1/21	@BUF	W	4-3	20-23-7	17583
9	10/19	MIN	W-SO	2-1	3-6-0	13081	51	1/24	COL	L	2-3	20-24-7	**17274
10	10/22	CHI	L-SO	2-3	3-6-1	15779	52	1/26	@DET	W-SO	5-4	21-24-7	**20066
11	10/25	BUF	L	1-3	3-7-1	12984	53	1/28	@BOS	L	2-6	21-25-7	**17565
12	10/27	TBL	L-SO	3-4	3-7-2	12336	54	1/30	@TOR	L	3-6	21-26-7	**19448
13	11/1	STL	L	0-4	3-8-2	12922	55	2/1	@CBJ	L	1-4	21-27-7	16762
14	11/2	@WSH	L-SO	2-3	3-8-3	**18506	56	2/4	TOR	W	4-1	22-27-7	15583
15	11/5	EDM	L-OT	3-4	3-8-4	12035	57	2/6	DET	L	1-3	22-28-7	15623
16	11/7	@BOS	L	1-4	3-9-4	**17585	58	2/7	@CAR	L	1-5	22-29-7	16132
17	11/9	@OTT	L	2-3	3-10-4	16244	59	2/27	WSH	L	4-5	22-30-7	14180
18	11/10	@NYR	L	3-4	3-11-4	**18006	60	3/1	@CBJ	L	3-6	22-31-7	15441
19	11/12	ANA	W	3-2	4-11-4	13354	61	3/2	@NYI	W	5-3	23-31-7	13008
20	11/15	@MIN	L	2-3	4-12-4	**18102	62	3/4	@BOS	L	1-4	23-32-7	**17565
21	11/16	@COL	W	4-1	5-12-4	17321	63	3/7	BUF	W	2-0	24-32-7	14402
22	11/19	@VAN	W-SO	3-2	6-12-4	**18910	64	3/9	BOS	L	2-5	24-33-7	**18858
23	11/21	@EDM	L	1-4	6-13-4	**16839	65	3/11	PHX	L	1-3	24-34-7	12211
24	11/22	@CAL	L-SO	3-4	6-13-5	**19289	66	3/13	@TBL	L	4-5	24-35-7	18324
25	11/25	PHI	W	3-1	7-13-5	14299	67	3/14	NJD	W	5-3	25-35-7	14496
26	11/27	NYR	L	2-5	7-14-5	**17268	68	3/16	VAN	L-SO	3-4	25-35-8	14215
27	11/30	PIT	L	1-5	7-15-5	**17583	69	3/18	@SJS	W	3-2	26-35-8	**17562
28	12/3	OTT	L	2-4	7-16-5	10074	70	3/20	@PHX	L	1-2	26-36-8	14442
29	12/5	WPG	W	5-2	8-16-5	10966	71	3/22	@LAK	L	0-4	26-37-8	**18118
30	12/7	@DET	W	2-1	9-16-5	**20066	72	3/23	@ANA	L	2-6	26-38-8	**17281
31	12/8	@CHI	L	2-6	9-17-5	**21119	73	3/25	OTT	W-SO	3-2	27-38-8	13435
32	12/10	DET	W-SO	3-2	10-17-5	13358	74	3/27	CAR	L	0-3	27-39-8	12379
33	12/13	WSH	W-SO	3-2	11-17-5	15097	75	3/29	MTL	L	1-4	27-40-8	**17119
34	12/15	@MTL	W	2-1	12-17-5	**21273	76	3/31	@NJD	L	3-6	27-41-8	15209
35	12/17	@TOR	W	3-1	13-17-5	**19076	77	4/1	@NYI	L	2-4	27-42-8	18182
36	12/19	@OTT	W	4-2	14-17-5	15927	78	4/4	CGY	L	1-2	27-43-8	12055
37	12/20	@WPG	L	2-5	14-18-5	**15004	79	4/6	DAL	W	3-2	28-43-8	13366
38	12/23	TBL	L	1-6	14-19-5	15942	80	4/8	PHI	L	2-5	28-44-8	12487
39	12/28	DET	L	3-4	14-20-5	**18932	81	4/10	TOR	W	4-2	29-44-8	13110
40	12/29	MTL	W	4-1	15-20-5	**19891	82	4/12	CBJ	L	2-3	29-45-8	14241
41	12/31	NYR	L-SO	1-2	15-20-6	16083							
42	1/4	NSH	W-SO	5-4	16-20-6	15796							



# 2014-15

**RECORD:** 38-29-15 (91 POINTS)  
**ATLANTIC DIVISION FINISH:** 6TH  
**EASTERN CONFERENCE FINISH:** 14TH

**COACH:** GERARD GALLANT  
**GENERAL MANAGER:** DALE TALLON  
**CAPTAIN:** WILLIE MITCHELL

\*Indicates Rookie

NO	POS	NAME	TEAM	GP	G	A	PTS	+/-	PIM	PP	SH	GW	S	PCTG
11	LW	Jonathan Huberdeau	FLA	79	15	39	54	10	38	0	0	0	169	8.9
36	LW	Jussi Jokinen	FLA	81	8	36	44	-2	34	2	0	0	134	6.0
27	C	Nick Bjugstad	FLA	72	24	19	43	-7	38	7	0	3	207	11.6
5	D	Aaron Ekblad	FLA	81	12	27	39	12	32	6	0	4	170	7.1
24	RW	Brad Boyes	FLA	78	14	24	38	11	20	5	0	0	151	9.3
16	C	Aleksander Barkov	FLA	71	16	20	36	-4	16	3	0	3	123	13.0
12	RW	Jimmy Hayes	FLA	72	19	16	35	-4	20	4	0	3	166	11.4
51	D	Brian Campbell	FLA	82	3	24	27	4	22	1	0	0	118	2.5
73	C	Brandon Pirri	FLA	49	22	2	24	6	14	7	0	4	143	15.4
63	C	Dave Bolland	FLA	3	6	17	23	4	48	0	1	0	76	7.9
7	D	Dmitry Kulikov	FLA	73	3	19	22	0	48	1	0	0	83	3.6
21	C	Vincent Trocheck	FLA	50	7	15	22	9	24	1	0	0	89	7.9
68	RW	Jaromir Jagr	FLA	20	6	12	18	76	2	0	2	50	12.0	
19	LW	Scottie Upshall	FLA	63	8	7	15	-8	28	0	0	2	93	8.6
44	D	Erik Gudbranson	FLA	76	4	9	13	-4	58	0	0	0	110	3.6
17	C	Derek MacKenzie	FLA	82	5	6	11	-17	45	1	0	0	72	6.9
33	D	Willie Mitchell	FLA	66	3	5	8	125	0	0	0	78	3.8	
82	RW	Tomas Kopecky	FLA	64	2	6	8	-19	28	0	0	1	106	1.9
4	D	Dylan Olsen	FLA	44	2	6	8	-7	20	0	0	0	44	4.5
22	LW	Shawn Thornton	FLA	46	1	4	5	-13	50	0	0	0	53	1.9
3	D	Steven Kampfer	FLA	25	2	2	4	-4	12	0	0	1	28	7.1
72	D	Alex Petrovic	FLA	33	0	3	3-4	34	0	0	0	29	0.0	
74	D	Shane O'Brien	FLA	9	0	1	1-4	5	0	0	0	4	0.0	
23	C	Rocco Grimaldi	FLA	7	1	0	11	4	0	0	0	18	5.6	
28	LW	Garrett Wilson	FLA	2	0	0	0	-2	0	0	0	0	5	0.0

NO	GOALTENDERS	GP	GS	MIN	GAA	W	L	OT	SO	SA	GA	SV%
G	Roberto Luongo	61	61	3528	2.35	28	19	12	2	1743	138	.921
G	Al Montoya	20	3977	3.01	6	7	2	0	453	49	.892	
G	Dan Ellis	8	8	486	2.35	4	3	1	1	221	19	.914

# 2014-15



#	DATE	TEAM	W-L-OT	RECORD	ATTEND.	#	DATE	TEAM	W-L-OT	RECORD	ATTEND.
1	10/09	@ TAMPA BAY	0*	00-00-01	19204+	43	01/17	EDMONTON	0**	20-13-10	10529
2	10/11	NEW JERSEY	L	00-01-01	11419	44	01/19	VANCOUVER	L	20-14-10	9373
3	10/13	OTTAWA	L	00-02-01	7311	45	01/27	DETROIT	L	20-15-10	12190
4	10/17	@ BUFFALO	W	01-02-01	17864	46	01/29	COLUMBUS	W	21-15-10	7917
5	10/18	@ WASHINGTON	0**	01-02-02	18506+	47	01/31	@ NEW JERSEY	L	21-16-10	16278
6	10/21	@ COLORADO	W*	02-02-02	14440	48	02/02	@ NY RANGERS	L	21-17-10	18006+
7	10/25	@ ARIZONA	0*	02-02-03	13202	49	02/03	@ NY ISLANDERS	W	22-17-10	14704
8	10/30	ARIZONA	W	03-02-03	7691	50	02/05	LOS ANGELES	W	23-17-10	9624
9	11/01	PHILADELPHIA	W	04-02-03	9774	51	02/08	NASHVILLE	0**	23-17-11	10844
10	11/04	@ BOSTON	0*	04-02-04	17565+	52	02/10	ANAHEIM	W	24-17-11	8576
11	11/06	@ PHILADELPHIA	L	04-03-04	19777+	53	02/12	@ MINNESOTA	L	24-18-11	19055+
12	11/08	CALGARY	L	04-04-04	9230	54	02/13	@ DALLAS	L	24-19-11	18211
13	11/11	SAN JOSE	W	05-04-04	8075	55	02/15	ST. LOUIS	0**	24-19-12	11859
14	11/14	NY ISLANDERS	0**	05-04-05	10010	56	02/17	@ TORONTO	W	25-19-12	19098+
15	11/16	@ ANAHEIM	W	06-04-05	16128	57	02/19	@ MONTREAL	W**	26-19-12	21286+
16	11/18	@ LOS ANGELES	L	06-05-05	18230+	58	02/21	@ OTTAWA	L	26-20-12	16938
17	11/20	@ SAN JOSE	W**	07-05-05	17331	59	02/22	@ PITTSBURGH	L	26-21-12	18592+
18	11/22	@ NASHVILLE	0**	07-05-06	17163+	60	02/24	@ CHICAGO	0**	26-21-13	21526+
19	11/24	MINNESOTA	L	07-06-06	8426	61	02/26	CHICAGO	L	26-22-13	17387+
20	11/26	CAROLINA	W	08-06-06	8119	62	02/28	BUFFALO	W	27-22-13	10374
21	11/28	OTTAWA	W	09-06-06	9758	63	03/01	TAMPA BAY	W	28-22-13	10336
22	12/01	@ COLUMBUS	L	09-07-06	12309	64	03/03	TORONTO	L	28-23-13	10198
23	12/02	@ DETROIT	W	10-07-06	20027	65	03/05	DALLAS	0**	28-23-14	8510
24	12/04	COLUMBUS	0**	10-07-07	7788	66	03/07	NY ISLANDERS	W**	29-23-14	14474
25	12/06	BUFFALO	W	11-07-07	8597	67	03/12	WINNIPEG	W	30-23-14	9819
26	12/08	@ ST. LOUIS	L	11-08-07	17330	68	03/14	@ CAROLINA	W	31-23-14	11790
27	12/12	@ DETROIT	W**	12-08-07	20027	69	03/15	@ NY RANGERS	L	31-24-14	18006+
28	12/13	@ BUFFALO	0*	12-08-08	18450	70	03/17	MONTREAL	L	31-25-14	18245+
29	12/16	WASHINGTON	W**	13-08-08	10012	71	03/19	DETROIT	W	32-25-14	11458
30	12/18	@ PHILADELPHIA	W**	14-08-08	19582+	72	03/21	BOSTON	W**	33-25-14	17044+
31	12/20	@ PITTSBURGH	L	14-09-08	18668+	73	03/24	@ TAMPA BAY	L	33-26-14	18729
32	12/22	PITTSBURGH	W**	15-09-08	15947	74	03/26	@ TORONTO	W	34-26-14	18831+
33	12/28	TORONTO	W	16-09-08	17877+	75	03/28	@ MONTREAL	0*	34-26-15	21287+
34	12/30	MONTREAL	0**	16-09-09	19614+	76	03/29	@ OTTAWA	W	35-26-15	19045
35	12/31	NY RANGERS	L	16-10-09	15090	77	03/31	@ BOSTON	L	35-27-15	17565+
36	01/02	@ BUFFALO	W	17-10-09	19070+	78	04/02	CAROLINA	W	36-27-15	9827
37	01/04	@ WASHINGTON	L	17-11-09	18506+	79	04/04	TAMPA BAY	L	36-28-15	11072
38	01/08	@ VANCOUVER	W	18-11-09	18799+	80	04/05	MONTREAL	L	36-29-15	14112
39	01/09	@ CALGARY	W	19-11-09	19289+	81	04/09	BOSTON	W	37-29-15	11778
40	01/11	@ EDMONTON	W	20-11-09	16839+	82	04/11	NEW JERSEY	W	38-29-15	12236
41	01/13	@ WINNIPEG	L	20-12-09	15016+						
42	01/15	COLORADO	L	20-13-09	9584						



# 2015-16

**RECORD:** 47-26-9 (103 POINTS)  
**ATLANTIC DIVISION FINISH:** 1ST  
**EASTERN CONFERENCE FINISH:** 3RD

**COACH:** GERARD GALLANT  
**GENERAL MANAGER:** DALE TALLON  
**CAPTAIN:** WILLIE MITCHELL

\*Indicates Rookie

POS	No.	Player	GP	G	A	PTS	+/-	PIM	PPG	SHG	S	SPCT	
RW	68	Jaromir Jagr	79	27	39	66	23	48	5	0	143	18.9	
LW	36	Jussi Jokinen	81	18	42	60	25	42	5	1	153	11.8	
C	11	Jonathan Huberdeau	76	20	39	59	17	43	4	1	174	11.5	
C	16	Aleksander Barkov	66	28	31	59	18	8	9	1	171	16.4	
C	21	Vincent Trocheck	76	25	28	53	15	44	4	1	174	14.4	
RW	18	Reilly Smith	82	25	25	50	19	31	5	0	173	14.5	
D	5	Aaron Ekblad	78	15	21	36	18	41	3	0	182	8.2	
C	27	Nick Bjugstad	67	15	19	34	-8	41	6	0	171	8.8	
D	51	Brian Campbell	82	6	25	31	31	26	0	1	99	6.1	
C	73	Brandon Pirri	52	11	13	24	-4	30	3	0	111	9.9	
D	7	Dmitry Kulikov	74	1	16	17	8	51	0	0	99	1	
D	6	Alex Petrovic	66	2	15	17	17	90	0	0	53	3.8	
C	17	Derek MacKenzie	64	6	7	13	7	36	0	0	79	7.6	
LW	24	Jiri Hudler	19	6	5	11	0	10	2	0	29	20.7	
RW	26	Teddy Purcell	15	3	8	11	-2	2	0	0	19	15.8	
C	42	Quinton Howden	58	6	5	11	-1	18	0	0	54	11.1	
D	44	Erik Gudbranson	64	2	7	9	3	49	0	0	73	2.7	
D	33	Willie Mitchell	46	1	6	7	-2	18	0	0	33	3	
RW	48	Logan Shaw	53	5	2	7	-7	13	1	0	72	6.9	
C	53	Corban Knight	20	2	5	7	3	4	0	0	11	18.2	
C	86	Connor Brickley	23	1	4	5	1	14	0	0	13	7.7	
C	23	Rocco Grimaldi	20	3	2	5	-4	2	0	0	29	10.3	
RW	22	Shawn Thornton	50	1	4	5	-2	80	0	0	58	1.7	
C	63	Dave Bolland	25	1	4	5	-2	16	0	0	26	3.8	
D	3	Steven Kampfer	47	0	4	4	5	26	0	0	54	0	
D	46	Jakub Kindl	19	0	2	2	10	4	0	0	26	0	
C	41	Gregg McKegg	15	2	0	2	1	2	0	0	14	14.3	
D	4	Dylan Olsen	8	0	1	1	-1	2	0	0	9	0	
C	92	Kyle Rau	9	0	0	0	-1	2	0	0	15	0	
D	56	Michael Matheson	3	0	0	0	1	2	0	0	4	0	
D	37	Brent Regner	7	0	0	0	-2	4	0	0	7	0	
LW	28	Garrett Wilson	29	0	0	0	-3	24	0	0	28	0	
LW	45	John McFarland	3	0	0	0	-1	0	0	0	2	0	
NO	GOALTENDERS		GP	GS	MIN	GAA	W	L	OT	SO	SA	GA	SV%
G	Roberto Luongo		62	60	3602	2.35	35	19	6	4	1801	141	.922
G	Al Montoya		25	22	977	3.01	12	7	3	0	608	49	.919

# 2015-16



#	Date	Team	W-L-OT	Record	GF-GA	Attend.	#	Date	Team	W-L-OT	Record	GF-GA	Attend.
1	10/10	PHI	W	01-00-00	7-1	19434+	43	01/11	@ VAN	O*	26-12-05	2-3	18570
2	10/12	@ PHI	L	01-01-00	0-1	19769+	44	01/13	@ CGY	L	26-13-05	0-6	18702
3	10/13	@ CAR	W	02-01-00	4-1	10901	45	01/17	@ TBL	L	26-14-05	1-3	19092+
4	10/15	BUF	W	03-01-00	3-2	11616	46	01/18	EDM	L	26-15-05	2-4	14897
5	10/17	DAL	L	03-02-00	2-4	12834	47	01/22	CHI	W	27-15-05	4-0	19343+
6	10/20	@ PIT	O*	03-02-01	2-3	18471+	48	01/23	TBL	W	28-15-05	5-2	19626+
7	10/22	@ CHI	L	03-03-01	2-3	21591+	49	01/26	TOR	W	29-15-05	5-1	14585
8	10/24	@ DAL	W	04-03-01	6-2	18532+	50	02/02	@ WSH	W	30-15-05	5-2	18506+
9	10/27	COL	W	05-03-01	4-1	11694	51	02/04	DET	W	31-15-05	6-3	16991
10	10/30	BOS	L	05-04-01	1-3	27p	52	02/06	PIT	O*	31-15-06	2-3	20295+
11	10/31	WSH	O*	05-04-02	1-2	11207	53	02/08	@ DET	L	31-16-06	0-3	20027
12	11/04	@ ANA	O**	05-04-03	2-3	15169	54	02/09	@ BUF	W	32-16-06	7-4	18521
13	11/05	@ SJS	L	05-05-03	2-5	15525	55	02/12	STL	L	32-17-06	3-5	13904
14	11/07	@ LAK	L	05-06-03	1-4	18230+	56	02/13	NSH	L	32-18-06	0-5	15591
15	11/10	CGY	W	06-06-03	4-3	11242	57	02/15	PIT	W**	33-18-06	2-1	15595
16	11/12	BUF	L	06-07-03	2-3	11271	58	02/18	SJS	O**	33-18-07	1-2	13019
17	11/14	@ TBL	W**	07-07-03	5-4	19092+	59	02/20	WPG	W	34-18-07	3-1	16210
18	11/16	TBL	W	08-07-03	1-0	12067	60	02/25	ARI	W	35-18-07	3-2	13134
19	11/19	ANA	L	08-08-03	1-3	10947	61	02/27	@ CBJ	O**	35-18-08	3-4	15400
20	11/21	NYR	O*	08-08-04	4-5	17866	62	02/28	@ MIN	L	35-19-08	1-3	19093+
21	11/23	LAK	L	08-09-04	1-3	10997	63	03/01	@ WPG	W	36-19-08	3-2	15294+
22	11/27	NYI	W**	09-09-04	3-2	14598	64	03/03	@ COL	L	36-20-08	2-3	16194
23	11/29	@ DET	W*	10-09-04	2-1	20027	65	03/05	@ ARI	L	36-21-08	1-5	14825
24	12/01	@ STL	W	11-09-04	3-1	15395	66	03/07	BOS	O*	36-21-09	4-5	19194
25	12/03	@ NSH	W	12-09-04	2-1	15405	67	03/10	OTT	W	37-21-09	6-2	15051
26	12/04	@ CBJ	W**	13-09-04	2-1	14062	68	03/12	PHI	W**	38-21-09	5-4	19404+
27	12/06	@ NJD	L	13-10-04	2-4	13643	69	03/14	@ NYI	L	38-22-09	2-3	14106
28	12/08	OTT	L	13-11-04	2-4	11571	70	03/15	@ MTL	W	39-22-09	4-1	21288+
29	12/10	WSH	W	14-11-04	4-1	12810	71	03/17	@ TOR	W	40-22-09	4-1	18922+
30	12/12	@ BOS	L	14-12-04	1-3	17565+	72	03/19	DET	L	40-23-09	3-5	20817+
31	12/15	@ NYI	W	15-12-04	5-1	13656	73	03/21	@ NYR	L	40-24-09	2-4	18006+
32	12/17	@ NJD	W	16-12-04	5-1	12512	74	03/24	@ BOS	W	41-24-09	4-1	17565+
33	12/18	@ CAR	W	17-12-04	2-0	10511	75	03/26	@ TBL	W	42-24-09	5-2	19092+
34	12/20	VAN	W**	18-12-04	5-4	13459	76	03/29	TOR	L	42-25-09	2-5	16724
35	12/22	OTT	W**	19-12-04	2-1	14538	77	03/31	NJD	W	43-25-09	3-2	15803
36	12/27	CBJ	W	20-12-04	3-2	16902	78	04/02	MTL	W	44-25-09	4-3	17427
37	12/29	MTL	W	21-12-04	3-1	19822+	79	04/04	@ TOR	W	45-25-09	4-3	18846+
38	01/02	NYR	W	22-12-04	3-0	20289+	80	04/05	@ MTL	W	46-25-09	4-1	21288+
39	01/03	MIN	W	23-12-04	2-1	15426	81	04/07	@ OTT	L	46-26-09	1-3	19165+
40	01/05	@ BUF	W	24-12-04	5-1	18560	82	04/09	CAR	W	47-26-09	5-2	18434
41	01/07	@ OTT	W	25-12-04	3-2	17150							
42	01/10	@ EDM	W	26-12-04	2-1	68,11							



# 2016-17

**RECORD:** 35-36-11

**ATLANTIC DIVISION FINISH:** 6TH

**EASTERN CONFERENCE FINISH:** 13TH

**COACH:** GERARD GALLANT/TOM ROWE

**GENERAL MANAGER:** TOM ROWE

**CAPTAIN:** DEREK MACKENZIE

\*Indicates Rookie

POS	NO	PLAYER	GP	G	A	P	+/-	PIM	PPG	PPP	SHG	GWG	
C	21	Vincent Trocheck	82	23	31	54	-13	43	2	12	0	2	
C	16	Aleksander Barkov	61	21	31	52	13	10	3	14	0	5	
C	81	Jonathan Marchessault	75	30	21	51	-21	38	8	18	0	6	
R	68	Jaromir Jagr	82	16	30	46	2	56	8	13	0	2	
D	3	Keith Yandle	82	5	36	41	-6	39	2	18	0	0	
R	18	Reilly Smith	80	15	22	37	-13	17	6	11	1	3	
L	36	Jussi Jokinen	69	11	17	28	-15	39	4	10	1	2	
D	55	Jason Demers	81	9	19	28	-14	53	0	5	0	2	
L	11	Jonathan Huberdeau	31	10	16	26	-2	13	3	7	0	2	
C	7	Colton Sceviour	80	9	15	24	-16	25	1	3	3	1	
D	5	Aaron Ekblad	68	10	11	21	-23	58	4	8	1	2	
D	19	Michael Matheson	81	7	10	17	-5	36	0	1	0	0	
D	13	Mark Pysyk	82	4	13	17	0	10	0	0	0	0	
C	17	Derek MacKenzie	82	6	10	16	-7	50	0	0	2	1	
C	27	Nick Bjugstad	54	7	7	14	-19	22	1	3	0	1	
D	6	Alex Petrovic	49	1	13	14	-1	79	0	0	0	0	
C	62	Denis Malgin	47	6	4	10	-5	8	2	2	0	1	
L	26	Thomas Vanek	20	2	8	10	-7	6	0	2	0	0	
C	48	Michael Sgarbossa	29	2	5	7	-3	9	1	1	0	0	
C	90	Jared McCann	29	1	6	7	-1	4	0	1	0	0	
C	41	Greg McKegg	31	3	3	6	-5	11	0	0	0	0	
C	24	Seth Griffith	21	0	5	5	6	8	0	1	0	0	
L	22	Shawn Thornton	50	2	2	4	-7	67	0	0	0	0	
D	46	Jakub Kindl	39	0	4	4	-11	28	0	0	0	0	
C	92	Kyle Rau	24	2	1	3	-3	4	0	0	0	0	
R	38	Shane Harper	14	2	1	3	-1	18	0	0	0	0	
R	15	Paul Thompson	21	0	3	3	-4	22	0	0	0	0	
D	8	Dylan McIlrath	5	1	0	1	-2	10	0	0	0	0	
D	12	Ian McCoshen	3	0	1	1	0	0	0	0	0	0	
D	77	Steven Kampfer	1	0	0	0	-1	4	0	0	0	0	
D	52	MacKenzie Weegar	3	0	0	0	0	4	0	0	0	0	
NO	GOALTENDER		GP	GS	W	L	T	OT	SA	SVS	GA	SV%	GAA
34	James Reimer		43	39	18	16	0	5	1222	1124	98	0.92	2.53
1	Roberto Luongo		40	39	17	15	0	6	1217	1113	104	0.915	2.68
20	Reto Berra		7	4	0	5	0	0	145	127	18	0.876	3.45



# 2016-17



#	DATE	TEAM	W-L-OT	RECORD	GF-GA	ATTEND.	#	DATE	TEAM	W-L-OT	RECORD	GF-GA	ATTEND.
1	10/13	NJD	W*	01-00-00	2-1	17128+	43	1/11	@ NYI	W	19-16-08	2-1	13529
2	10/15	DET	W	02-00-00	4-1	16868	44	1/13	NYI	L	19-17-08	2-5	14352
3	10/18	@ TBL	O**	02-00-01	3-4	19092+	45	1/14	CBJ	W	20-17-08	4-3	14795
4	10/20	WSH	L	02-01-01	2-4	12440	46	1/17	@ CGY	L	20-18-08	2-5	18137
5	10/22	COL	W	03-01-01	5-2	14326	47	1/18	@ EDM	O*	20-18-09	3-4	18347
6	10/25	@ PIT	L	03-02-01	2-3	18434+	48	1/20	@ VAN	L	20-19-09	1-2	18865+
7	10/27	@ TOR	L	03-03-01	2-3	18979+	49	1/23	@ ARI	O*	20-19-10	2-3	10042
8	10/29	@ BUF	L	03-04-01	0-3	18261	50	1/26	TBL	W*	21-19-10	2-1	14248
9	10/30	@ DET	W	04-04-01	5-2	20027	51	1/31	OTT	W	22-19-10	6-5	11933
10	11/1	BOS	L	04-05-01	1-2	13808	52	2/3	ANA	W	23-19-10	2-1	14689
11	11/3	NJD	W*	05-05-01	4-3	11597	53	2/9	LAK	L	23-20-10	3-6	13451
12	11/5	@ WSH	L	05-06-01	2-4	18506+	54	2/11	@ NSH	W	24-20-10	7-4	17113+
13	11/7	TBL	W	06-06-01	3-1	11703	55	2/15	@ SJS	W*	25-20-10	6-5	17562+
14	11/10	SJS	L	06-07-01	2-4	11703	56	2/17	@ ANA	W	26-20-10	4-1	16339
15	11/12	NYI	W*	07-07-01	3-2	15828	57	2/18	@ LAK	W	27-20-10	3-2	18230+
16	11/15	@ MTL	W*	08-07-01	4-3	21288+	58	2/20	@ STL	W	28-20-10	2-1	19239+
17	11/17	@ TOR	L	08-08-01	1-6	18931+	59	2/22	EDM	L	28-21-10	3-4	15300
18	11/19	@ OTT	W	09-08-01	4-1	14132	60	2/24	CGY	L	28-22-10	2-4	14765
19	11/20	@ NYR	W**	10-08-01	3-2	18006+	61	2/26	OTT	L	28-23-10	1-2	14118
20	11/22	PHI	L	10-09-01	1-3	15515	62	2/28	CAR	W**	29-23-10	3-2	10839
21	11/26	CBJ	W**	11-09-01	2-1	13573	63	3/2/	@ PHI	O**	29-23-11	1-2	19650+
22	11/27	@ CAR	L	11-10-01	2-3	8124	64	3/4	DAL	L	29-24-11	1-2	15713
23	11/29	@ CHI	O**	11-10-02	1-2	21475+	65	3/7	NYR	L	29-25-11	2-5	16116
24	12/1	@ DET	W*	12-10-02	2-1	20027	66	3/10	MIN	L	29-26-11	4-7	16232
25	12/3	@ OTT	L	12-11-02	0-2	15149	67	3/11	@ TBL	L	29-27-11	2-3	19092+
26	12/5	@ BOS	O*	12-11-03	3-4	17565+	68	3/14	TOR	W	30-27-11	7-2	17552+
27	12/6	@ PHI	O*	12-11-04	2-3	18999	69	3/16	@ CBJ	L	30-28-11	1-2	14921
28	12/8	PIT	L	12-12-04	1-5	14068	70	3/17	@ NYR	W**	31-28-11	4-3	18006+
29	12/10	VAN	W	13-12-04	4-2	17585+	71	3/19	@ PIT	L	31-29-11	0-4	18653+
30	12/13	@ MIN	L	13-13-04	1-5	18754+	72	3/21	CAR	L	31-30-11	3-4	10793
31	12/15	@ WPG	O**	13-13-05	3-4	15294+	73	3/23	ARI	W	32-30-11	3-1	11338
32	12/16	@ COL	W	14-13-05	3-1	14679	74	3/25	CHI	W	33-30-11	7-0	18625+
33	12/20	BUF	W**	15-13-05	4-3	14265	75	3/27	@ BUF	L	33-31-11	2-4	18564
34	12/22	BOS	L	15-14-05	1-3	14462	76	3/28	@ TOR	L	33-32-11	2-3	19278+
35	12/23	DET	O**	15-14-06	3-4	15374	77	3/30	@ MTL	L	33-33-11	2-6	21288+
36	12/28	TOR	O**	15-14-07	2-3	16965	78	4/1	@ BOS	L	33-34-11	2-5	17565+
37	12/29	MTL	O*	15-14-08	2-3	17489+	79	4/3	MTL	L	33-35-11	1-4	15222
38	12/31	@ DAL	W	16-14-08	3-1	18532+	80	4/6	STL	L	33-36-11	3-6	13194
39	1/4	WPG	L	16-15-08	1-4	13607	81	4/8	BUF	W	34-36-11	3-0	17235+
40	1/6	NSH	W	17-15-08	2-1	14003	82	4/9	@ WSH	W	35-36-11	2-0	18506+
41	1/7	BOS	L	17-16-08	0-4	16630							
42	1/9	@ NJD	W	18-16-08	3-0	12834							



# INAUGURAL SEASON FIRSTS

## // FLORIDA PANTHERS

LINE-UP: 10/6/93 at Chicago

STARTERS: Goalie-John Vanbiesbrouck, Defensemen-Joe Cirella and Keith Brown, Center-Brian Skrudland, Left Wing-Dave Lowry, Right Wing-Scott Mellanby.

WHO DRESSED: Defensemen-Gord Murphy, Greg Smyth, Brian Benning and Alexander Godnyuk, Forwards-Evgeny Davydov, Randy Gilhen, Mike Hough, Andrei Lomakin, Tom Fitzgerald, Scott Levins, Bill Lindsay, Jesse Belanger and Rob Niedermayer, Goalie-Mark Fitzpatrick.

DID NOT DRESS: Paul Laus, Brent Severyn and Jody Hull

VICTORY: 10/9 at Tampa Bay, 2-0 (GWG-Levins)

HOME VICTORY: 10/14 vs. Ottawa, 5-4 (GWG-Niedermayer)

ROAD VICTORY: 10/9 at Tampa Bay, 2-0 (GWG-Levins)

SHUTOUT: 10/9 at Tampa Bay, 2-0 (Vanbiesbrouck)

SHUTOUT AGAINST: 11/27, 4-0 at Hartford (Reese)

TIE: 10/6, 4-4 at Chicago

HOME TIE: 10/17, 3-3 vs. Tampa Bay

ROAD TIE: 10/6, 4-4 at Chicago

LOSS: 10/7, 5-3 at St. Louis

HOME LOSS: 10/12, 2-1 vs. Pittsburgh

ROAD LOSS: 10/7, 5-3 at St. Louis

GOAL: Scott Mellanby at 12:31 of 1st period, 10/6 at Chicago, assisted by Rob Niedermayer and Evgeny Davydov. Other players on ice, Keith Brown and Brian Benning.

SHOT ON GOAL: Brian Skrudland (save by Belfour), at 1:07 of 1st period, 10/6 at Chicago

POWER-PLAY GOAL: Scott Mellanby, at 12:31 of 1st period, 10/6 at Chicago

SHORT-HANDED GOAL: Brian Skrudland, at 6:40 of 3rd period, 10/29 vs. Winnipeg

GAME-WINNING GOAL: Scott Levins, at 2:19 of 1st period, 10/9 at Tampa Bay

EMPTY-NET GOAL: Tom Fitzgerald, at 19:33 of 3rd period, 10/9 at Tampa Bay

OVERTIME GOAL: Dave Lowry, at 4:56 of OT, 10/30 vs. Tampa Bay

PENALTY SHOT: None attempted

PENALTY (MINOR): Bill Lindsay (hooking Roenick), at 1:44 of 1st period, 10/6 at Chicago

PENALTY (MAJOR): Scott Levins (fighting with Neil Wilkinson), at 13:23 of 1st period, 10/6 at Chicago

GAME MISCONDUCT: Alexander Godnyuk, high stick, at 2:53 of 1st period, 10/9 at Tampa Bay

POWER-PLAY ATTEMPT: 8:52-10:52 of 1st period (slash on B. Sutter), 10/6 at Chicago

PENALTY KILL: 1:44-3:44 of 1st period (hooking Lindsay), 10/6 at Chicago

FORWARD TO SCORE GOAL: Scott Mellanby, at 12:31 of 1st period, 10/6 at Chicago

FORWARD TO RECORD ASSIST: Rob Niedermayer and Evgeny Davydov at 12:31 of 1st period, 10/6 at Chicago

DEFENSEMAN TO SCORE GOAL: Gord Murphy at 5:18 of 3rd period, 10/6 at Chicago

DEFENSEMAN TO RECORD ASSIST: Brian Benning at 15:30 of 2nd period, 10/7 at St. Louis

TWO-GOAL GAME AGAINST: Jeremy Roenick and Chris Chelios, (two each), 10/6 at Chicago

HAT TRICK: None

HAT TRICK AGAINST: Brendan Shanahan, 10/7 at St. Louis

MULTI-POINT GAME: Andrei Lomakin (1-1-2) and Scott Levins (0-2-2), 10/6 at Chicago

MULTI-POINT GAME AGAINST: Chris Chelios (2-2-4), Joe Murphy (0-3-3), Jeremy Roenick (2-0-0) and Steve Smith (0-2-2), 10/6 at Chicago

3-POINT GAME: Andrei Lomakin (2-1-3) and Jesse Belanger (0-3-3), 12/8 at Los Angeles

3-POINT GAME AGAINST: Chris Chelios (2-2-4), 10/6 at Chicago

4-POINT GAME AGAINST: Chris Chelios (2-2-4), 10/6 at Chicago

2-ASSIST GAME: Scott Levins (0-2-2), 10/6 at Chicago

2-ASSIST GAME AGAINST: Steve Smith (0-2-2), Joe Murphy (0-3-3) and Chris Chelios (2-2-4), 10/6 at Chicago

3-ASSIST GAME: Jesse Belanger (0-3-3), 12/8/93 at Los Angeles

3-ASSIST GAME AGAINST: Joe Murphy (0-3-3), 10/6 at Chicago





## OPPONENTS "FIRSTS" VS. PANTHERS

OPENING STARTERS AGAINST: 10/6 at Chicago: Goalie-Ed Belfour, Defensemen-Bryan Marchment and Chris Chelios, Center-Brent Sutter, Left Wing-Stephane Matteau, Right Wing-Joe Murphy.

GOAL: Chris Chelios (power-play goal), at 13:17 of 1st period, 10/6 at Chicago

SHORT-HANDED GOAL: Joe Mullen, at 3:51 of 3rd period, 10/12 vs. Pittsburgh

GAME-WINNING GOAL: Craig Janney, at 7:28 of 3rd period, 10/7 at St. Louis

GAME-TYING GOAL: Jeremy Roenick, at 16:07 of 3rd period, 10/6 at Chicago

EMPTY-NET GOAL: Teemu Selanne, at 19:36 of 3rd period, 10/26 vs. Winnipeg

OVERTIME GOAL: Rob Pearson, at 2:17 of OT, 10/21 vs. Toronto

PENALTY SHOT: Zigmund Palffy (unsuccessful), at 16:49 of 2nd period, 4/14/94 vs. NY Islanders

PENALTY (MINOR): Brent Sutter (slashing), at 8:52 of 1st period, 10/6 at Chicago

PENALTY (MAJOR): Neil Wilkinson (fighting), at 13:23 of 1st period, 10/6 at Chicago

GAME MISCONDUCT: Bryan Marchment, at 16:04 of 2nd period, 10/6 at Chicago

POWER-PLAY ATTEMPT: 1:44-3:44 of 1st period (hooking-Lindsay), 10/6 at Chicago

PENALTY KILL: 8:52-10:52 of 1st period (slashing-Brent Sutter), 10/6 at Chicago

FORWARD TO SCORE GOAL: Jeremy Roenick, at 5:46 of 3rd period, 10/6 at Chicago

FORWARD TO RECORD ASSIST: Brian Noonan, at 13:17 of 1st period, 10/6 at Chicago

DEFENSEMAN TO SCORE GOAL: Chris Chelios, at 13:17 of 1st period, 10/6 at Chicago

DEFENSEMAN TO RECORD ASSIST: Steve Smith, at 13:17 of 1st period, 10/6 at Chicago

## GOALTENDERS

DECISION: Mark Fitzpatrick, 10/7 at St. Louis, 5-3 loss

WIN: John Vanbiesbrouck, 10/9 at Tampa Bay, 2-0

LOSS: Mark Fitzpatrick, 10/7 at St. Louis, 5-3

TIE: John Vanbiesbrouck, 10/6 at Chicago, 4-4

SHUTOUT: John Vanbiesbrouck, 10/9 at Tampa Bay, 2-0

PENALTY SHOT FACED: Zigmund Palffy of the NY Islanders, 4/14/94 at Miami Arena, stopped by John Vanbiesbrouck, at 16:49 of the 2nd period



# NUMERICAL ROSTER (ALL-TIME)

// FLORIDA PANTHERS

- #1 – Kevin Weekes, Kirk McLean, Roberto Luongo
- #2 – Joe Cirella, Terry Carkner, Lance Pitlick, Lyle Odelein, Lucas Krajicek, Branislav Mezei, Keith Ballard, Alexander Sulzer
- #3 – Paul Laus, Karlis Skrastins, Clay Wilson, T.J. Brennan, Steven Kampfer, Keith Yandle
- #4 – Keith Brown, Per Gustafsson, John Jakopin, Bret Hedican, Jay Bouwmeester, Dennis Seidenberg, Keaton Ellerby, Dylan Olsen
- #5 – Gord Murphy, Filip Kuba, Brad Ference, Yan Golubovsky, Jeff Norton, Igor Ulanov, Branislav Mezei, Bryan Allen, Aaron Ekblad
- #6 – Greg Smyth, Peter Andersson, Jason Woolley, Jeff Norton, Peter Ratchuk, Dan Boyle, Andreas Lilja, Noah Welch, Magnus Johansson, Ville Koistinen, Dennis Wideman, Mike Duco, Ryan Whitney, Alex Petrovic
- #7 – Brian Benning, Mike Casselman, Rhett Warrener, Mike Wilson, Matt Herr, Pavel Trnka, Steve Montador, Noah Welch, Dmitry Kulikov, Colton Sceviour
- #8 – Dallas Eakins, Magnus Svensson, Craig Martin, Dallas Eakins, Jaroslav Spacek, Peter Worrell, Valeri Bure, Joel Kwiatkowski, Tim Kennedy, Wojtek Wolski, Dylan McIlrath
- #9 – Jamie Leach, Radek Dvorak, Brad Smyth, Kirk Muller, Len Barrie, Igor Larionov, Stephen Weiss
- #10 – Dave Lowry, Esa Tikkanen, Pavel Bure, Gary Roberts, David Booth, John Madden, Mike Mottau, Joey Crabb
- #11 – Evgeny Davydov, Bill Lindsay, Kevyn Adams, Bill Lindsay, Mikael Samuelsson, Jon Sim, Gregory Campbell, Niclas Bergfors, Joey Crabb, Jonathan Huberdeau
- #12 – Jody Hull, Chris Allen, Dwayne Hay, Marcus Nilson, Ryan Johnson, Alex Hicks, Olli Jokinen, Byron Bitz, Jack Skille, Jimmy Hayes, Ian McCoshen
- #13 – Oleg Kvasha, Vaclav Prospal, Juraj Kolnik, Anthony Stewart, Mike Santorelli, Mark Pysyk
- #14 – Stu Barnes, Ray Whitney, Niklas Hagman, Radek Dvorak, Sergei Samsonov, Tomas Fleischmann
- #15 – Randy Gilhen, Doug Barrault, Gaetan Duchesne, Brett Harkins, David Nemirovsky, Dave Gagner, John Jakopin, Jeff Ware, John Jakopin, Jim Campbell, Eric Messier, Ty Jones, Jozef Stumpel, Jack Skille, Drew Shore, Paul Thompson
- #16 – Len Barrie, Randy Moller, Ray Sheppard, Gilbert Dionne, Craig Ferguson, Craig Fisher, Ryan Johnson, Oleg Kvasha, Ray Sheppard, Ivan Novoseltsev, Mike Sillinger, Kevyn Adams, Matt Cullen, Nathan Horton, Darcy Hordichuk, Marco Sturm, Aleksander Barkov
- #17 – Mike Foligno, Dave Tomlinson, Jason Podollan, Viktor Kozlov, Steve Washburn, Ryan Johnson, Dwayne Hay, Greg Adams, Ryan Johnson, Matt Cullen, Garth Murray, Kendal McArdle, Jon Matsumoto, Filip Kuba, Jesse Winchester, Derek MacKenzie
- #18 – Mike Hough, Alex Hicks, Cam Stewart, Marcus Nilson, Ville Peltonen, Shawn Matthias, Reilly Smith
- #19 – Andrei Lomakin, Brad Smyth, Radek Dvorak, Len Barrie, Serge Payer, Stephen Weiss, Byron Ritchie, Dominic Moore, Marty Reasoner, Scottie Upshall, Michael Matheson
- #20 – Brian Skrudland, Valeri Bure, Craig MacDonald, Josh Olson, Kamil Piro, Joel Kwiatkowski, Ed Belfour, Richard Zednik, Ryan Carter, Sean Bergenheim, Reto Berra
- #21 – Tom Fitzgerald, Mark Parrish, Denis Svidki, Alexei Semenov, Cory Murphy, Krys Barch, Vincent Trocheck
- #22 – Bob Kudelski, Steve Washburn, Dino Ciccarelli, Todd Simpson, Kristian Huselius, Sean Hill, Jassen Cullimore, Jeff Taffe, Matt Bradley, George Parros, Mike Mottau, Shawn Thornton
- #23 – Bill Lindsay, Jeff Daniels, Rhett Warrener, Chris Wells, Rocky Thompson, Kyle Rossiter, Juraj Kolnik, Lee Goren, Lukas Krajicek, Martin Gelin, Tyson Strachan, Scott Gomez, Rocco Grimaldi
- #24 – Brent Severyn, Robert Svehla, Darcy Hordichuk, Alexander Karpovtsev, Ruslan Salei, Bryan McCabe, Ryan Carter, Brad Boyes, Jiri Hudler, Seth Griffith
- #25 – Geoff Smith, Viktor Kozlov, Joe Nieuwendyk, Jacob Markstrom, Jerred Smithson
- #26 – Scott Levins, Jesse Belanger, Ray Sheppard, Dan Boyle, David Nemirovsky, Ray Sheppard, Ivan Novoseltsev, Dan Boyle, Pierre Dagenais, Mike Van Ryn, Steve Bernier, Mikael Samuelsson, Bobby Butler, Teddy Purcell, Thomas Vanek
- #27 – Scott Mellanby, Jaroslav Bednar, Christian Berglund, Noah Welch, Steven Reinprecht, Michal Repik, Alex Kovalev, Nick Bjugstad
- #28 – Patrick Lebeau, Greg Hawgood, Magnus Svensson, Martin Straka, Peter Worrell, Jaroslav Spacek, Jason Wiemer, Jamie Rivers, Donald Audette, Kamil Kreps, Hugh Jessiman, Garrett Wilson
- #29 – Jeff Greenlaw, Johan Garpenlov, Ryan Johnson, Mike Vernon, Anders Eriksson, Lukas Krajicek, Jeff Toms, Igor Kravchuk, Jamie McLennan, Tomas Vokoun, Bill Thomas
- #30 – Mark Fitzpatrick, Mikhail Shtalenkov, Andrew Allen (Dressed but did not play), Jani Hurme, Scott Clemmensen



- #31 – Sean Burke, Wade Flaherty, Steve Shields, Craig Anderson, Mike McKenna
- #32 – Richard Shulmistra, Mike Vernon, Ryan Jardine, Stephane Matteau, Grant McNeill, Michal Repik, Kris Versteeg, Adam Wilcox
- #33 – Eldon Reddick, Filip Kuba, David Morisset, Kyle Rossiter, Kristian Kudroc, Jamie Allison, Eric Cairns, Wade Belak, Steve MacIntyre, Jacob Markstrom, Brian Foster, Willie Mitchell
- #34 – John Vanbiesbrouck, Mathieu Biron, David Shantz (dressed, but did not play), Alexander Salak, Patrick Rissmiller, Nolan Yonkman, Tim Thomas, James Reimer
- #35 – Peter Ratchuk, Jean-Marc Pelletier (dressed but did not play), Alex Auld, Tyler Plante (did not dress), Jacob Markstrom, Al Montoya
- #36 – Joey Tetarenko, Dmitry Yushkevich, Kyle Rossiter, Mark Cullen, Jussi Jokinen
- #37 – Herbert Vasiljevs, Trevor Kidd, Tanner Glass, Bill Thomas, Greg Rallo, Brent Regner
- #38 – Stephane Richer, Eric Beaudoin, Janis Sprukts, Shane Harper
- #39 – Alexander Godynyuk, Ivan Novoseltsev, Keaton Ellerby, Dan Ellis
- #40 – Steve Washburn, Eric Boguniecki, Vaclav Nedorost, Greg Jacina
- #41 – Stephane Richer, Serge Payer, Andrej Podkonicky, Ryan Jardine, Nick Smith, Mike Green, Shawn Matthias, Greg McKeeg
- #42 – Jamie Linden, Nick Smith, Matt Herr, Brad Norton, Mikhail Yakubov, Quinton Howden
- #43 – David Emma, Paul Brousseau, Byron Ritchie, Serge Payer, David Brine, Dmitry Kulikov, Mike Weaver
- #44 – Rob Niedermayer, Sandis Ozolinsh, Gregory Campbell, Todd Bertuzzi, Nick Boynton, Jordan Leopold, Erik Gudbranson
- #45 – Rhett Warriner, Brad Ference, David Brine, John McFarland
- #46 – David Booth, Jakub Kindl
- #47 – Craig Ferguson, Lance Ward, Martin Lojek, Colby Robak
- #48 – Dwayne Hay, Dave Duerden, Marcus Nilson, Joe Callahan, Logan Shaw, Michael Sgarbossa
- #49 – Lance Ward
- #50 – Drew Larman
- #51 – David Nemirovsky, Rob Globke, Brian Campbell
- #52 – Jason Garrison, Jonathan Rheault, MacKenzie Weegar
- #53 – Brett McLean, Corban Knight
- #54 – Kamil Kreps
- #55 – Ed Jovanovski, Igor Ulanov, Sean Hill, Ric Jackman, Steve Eminger, Ed Jovanovski, Jason Demers
- #56 – Ivan Majesky, Michael Matheson, Mike McKenna
- #57 – Anthony Stewart, Marcel Goc
- #58 – Jonathan Racine
- #60 – Jose Theodore
- #61 – Cory Stillman
- #62 – Vaclav Nedorost, Denis Malgin
- #63 – Evgenii Dadonov, Dave Bolland
- #64 – Stefan Meyer
- #65 – Victor Oreskovich
- #67 – Michael Frolik, Vincent Trocheck
- #68 – Serge Payer, Mike Duco, Jaromir Jagr
- #71 – Kenndal McArdle
- #72 – Alex Petrovic
- #73 – Bracken Kearns, Brandon Pirri
- #74 – Nick Tarnasky
- #75 – Scott Timmins
- #76 – Eric Selleck
- #77 – Chris Gratton, Tom Gilbert, Steven Kampfer
- #80 – Kevin Weekes
- #81 – Jonathan Marchessault
- #82 – Tomas Kopecky
- #85 – Rostislav Olesz
- #86 – Connor Brickley
- #88 – Peter Mueller
- #90 – Jared McCann
- #92 – Kyle Rau
- #97 – Esa Tikkanen, Matt Gilroy



# ALL-TIME REGISTER

// FLORIDA PANTHERS

\*The Following Players Have Appeared in at Least One NHL Game with the Florida Panthers\*

PLAYER	POS.	#WORN	YEARS	PLAYER	POS.	#WORN	YEARS
Adams, Greg	LW	17	2000-2001	Caruso, Michael	D	62	2012-13
Adams, Kevyn	C	11	2001-2002	Casselman, Mike	LW	7	1995-1997
Allen, Bryan	D	5	2006-2011	Ciccarelli, Dino	RW	22	1998-1999
Allen, Chris	D	12	1998-1999	PLAYER	POS.	#WORN	YEARS
Allison, Jamie	D	33	2005-2006	Cirella, Joe	D	2	1993-1995
Anderson, Craig	G	31	2006-2009	Clemmensen, Scott	G	30	2009-2014
Andersson, Peter	D	6	1993-1994	Crabb, Joey	RW	10	2013-14
Audette, Donald	RW	28	2004	Cullen, Mark	C	36	2011-2012
Auld, Alexander	G	35	2006-2007	Cullen, Matt	C	16, 17	2003-2004
Ballard, Keith	D	2	2008-2010	Cullimore, Jassen	D	22	2007-2009
Barch, Kryz	RW	21	2011-2012& 2013-14	Dadonov, Evgeny	RW	63	2010-2011
Barkov, Aleksander	C	16	2013-17	Dagenais, Pierre	RW	26	2002-2003
Barnes, Stu	C	14	1993-1996	Daniels, Jeff	LW	23	1993-1995
Barrault, Doug	RW	15	1993-1995	Davydov, Evgeny	LW	11	1993-1995
Barrie, Len	C/RW	16, 19, 9	1993-1994 & 2000-2001	Demers, Jason	D	55	2016-17
Beaudoin, Eric	LW	38	2002-2004	Dionne, Gilbert	LW	16	1995-1997
Bednar, Jaroslav	RW	27	2002-2003	Duchesne, Gaetan	LW	15	1994-1995
Belak, Wade	RW	33	2008	Duco, Mike	C	10, 6	2009-2010
Belanger, Jesse	C	26	1993-1996	Duerden, Dave	LW	48	2000
Belfour, Ed	G	20	2006-2007	Dvorak, Radek	RW	9, 19, 14	1995-99 & 2007-11
Benning, Brian	D	7	1993-1995	Eakins, Dallas	D	8	1993-95 & 1997-98
Berglund, Christian	RW	27	2004	Ekblad, Aaron	D	5	2014-17
Bernier, Steve	RW	26	2010-2011	Ellerby, Keaton	D	39, 4	2010-2013
Bergenheim, Sean	LW	20	2011-2015	Ellis, Dan	G	39	2014-15
Bergfors, Niclas	RW	11	2011	Eminger, Steve	D	55	2009
Bertuzzi, Todd	RW	44	2006-2007	Emma, David	RW	43	2000-2001
Biron, Mathieu	D	34	2002-2004	Eriksson, Anders	D	29	2000-2001
Berra, Reto	G	20	2017	Ference, Brad	D	45, 5	1999-2003
Bitz, Byron	RW	12	2010	Ferguson, Craig	C/LW	16, 47	1996-2000
Bjugstad, Nick	C	27	2012-2017	Fisher, Craig	C/LW	16	1996-1997
Boguniecki, Eric	C	40	1999-2000	Fitzgerald, Tom	RW/C	21	1993-1998
Bolland, Dave	C	63	2014-16	Fitzpatrick, Mark	G	30	1993-1998
Booth, David	LW	46, 10	2006-2011	Flaherty, Wade	G	31	2002-2003
Bouwmeester, Jay	D	4	2002-2009	Fleischmann, Tomas	LW	14	2011-2015
Boyes, Brad	RW	24	2013-15	Foligno, Mike	RW	17	1993-1994
Boyle, Dan	D	26, 6	1998-2002	Foster, Brian	G	33	2011-2012
Boynton, Nick	D	44	2008-2009	Frolik, Michael	C	67	2008-2011
Bradley, Matt	RW	22	2011-2012	Gagner, Dave	C	15	1997-1999
Brennan, TJ	D	3	2012-2013	Garpenlov, Johan	LW	29	1994-1998
Brickley, Connor	C	86	2015	Garrison, Jason	D	52	2008-2012
Brine, David	C	43	2007-2008	Gelinas, Martin	LW	23	2005-2007
Brousseau, Paul	RW	43	2001	Gilbert, Tom	D	77	2013-14
Brown, Keith	D	4	1993-1995	Gilhen, Randy	C	15	1993-1994
Bure, Pavel	RW	10	1999-2002	Gilroy, Matt	D	97	2013-14
Bure, Valeri	RW	20	2001-2004	Glass, Tanner	LW	37	2007-2008
Burke, Sean	G	31	1998-1999	Globke, Rob	RW	51	2005-2008
Butler, Bobby	RW	26	2013-14	Goc, Marcel	C	57	2011-2014
Callahan, Joe	D	48	2010-2011	Godnyuk, Alexander	D	39	1993-1994
Campbell, Brian	D	51	2011-2016	Golubovsky, Yan	D	5	2000-2001
Campbell, Gregory	C/LW	44, 11	2003-2010	Gomez, Scott	C	23	2013-14
Campbell, Jim	RW	15	2002	Goren, Lee	LW	23	2003
Carkner, Terry	D	2	1995-1998	Gratton, Chris	C	77	2005-2007
Carter, Ryan	C	20, 24	2011				



\*The Following Players Have Appeared in at Least One NHL Game with the Florida Panthers\*

Green, Mike	C	41	2004	Kreps, Kamil	C	54	2006-2010
Greenlaw, Jeff	LW	29	1993-1995	Kuba, Filip	D	33, 5, 17	1999-2000 & 2012-13
Griffith, Seth	C	24	2016-17	Kudelski, Bob	RW	22	1994-1996
Grimaldi, Rocco	RW	23	2014-16	Kudroc, Kristian	D	33	2004
Gudbranson, Erik	D	44	2011-2016	Kulikov, Dmitry	D	43, 7	2009-2016
Gustafsson, Per	D	4	1996-1997	Kwiatkowski, Joel	D	20, 8	2005-2007
Hagman, Niklas	LW	14	2001-2004	Kvasha, Oleg	C/LW	16, 13	1998-2000
Harkins, Brett	C	15	1995-1996	Larionov, Igor	C	9	2000
PLAYER	POS.	#WORN	YEARS	Larson, Drew	C	50	2006-2008
Harper, Shane	RW	38	2016	Laus, Paul	D/RW	3	1993-2003
Hawgood, Greg	D	28	1993-1994	Leach, Jamie	RW	9	1993-1995
Hay, Dwayne	LW	12, 17, 48	1998-2000	PLAYER	POS.	#WORN	YEARS
Hayes, Jimmy	RW	12	2013-15	Lebeau, Patrick	RW	28	1993-1994
Hedican, Bret	D	4	1999-2002	Leopold, Jordan	D	44	2009-2010
Herr, Matt	C	43, 42	2001-2002	Levins, Scott	C	22	1993-1994
Hicks, Alex	LW	18, 12	1998-2000	Lilja, Andreas	D	6	2002-2004
Higgins, Chris	LW	21	2010-2011	Lindsay, Bill	LW	23, 11	1993-1999 & 2001-2002
Hill, Sean	D	22, 55	2005-2006	Lojek, Martin	D	47	2006-2008
Hordichuk, Darcy	LW	24, 16	2003-2004 & 2010-2011	Lomakin, Andrei	LW	19	1993-1995
Horton, Nathan	C	16	2003-2010	Lowry, Dave	LW	10	1993-1997
Hough, Mike	LW	18	1993-1997	Luongo, Roberto	G	1	2000-2006 & 2014-17
Howden, Quinton	C	42	2012-2016	MacDonald, Craig	C	20	2003-2004
Huberdeau, Jonathan	LW	11	2012-17	MacKenzie, Derek	C	17	2014-17
Hudler, Jiri	RW	24	2016	MacIntyre, Steve	LW	33	2009-2010
Hull, Jody	RW	17, 12	1993-1998	Madden, John	C	10	2012
Hurme, Jani	G	30	2002-2003	Majesky, Ivan	D	56	2002-2003
Huselius, Kristian	LW	22	2001-2004	Markstrom, Jacob	G	25, 35	2011-2014
Jacina, Greg	RW	40	2005-2007	Malgin, Denis	C	62	2016-17
Jackman, Ric	D	55	2005-2007	Marchessault, Jonathan	RW		81
Jagr, Jaromir	RW	68	2014-17	2016-17			
Jakopin, John	D	4, 15	1998, 2001	Martin, Craig	RW	8	1996-1997
Jardine, Ryan	LW	42, 32	2001-2002	Matheson, Michael	D	56	2016-17
Jessiman, Hugh	RW	28	2011	Matsumoto, Jonathan	C	17	2011-2012
Johannson, Magnus	D	6	2008	Matteau, Stephane	LW	32	2002-2003
Johnson, Ryan	C	16, 17, 29, 12	1998-2000 & 2001-2003	Matthias, Shawn	C	41, 18	2007-2014
Jokinen, Olli	C	12	2000-2008	McArdle, Kennndal	LW	71, 17	2008-2010
Jokinen, Jussi	LW	36	2014-17	McCabe, Bryan	D	24	2008-2011
Jones, Ty	RW	15	2004	McCann, Jared	RW	90	2016-17
Jovanovski, Ed	D	55	1995-1999 & 2011-14	McCoshen, Ian	D	12	2017
Kampfner, Steven	D	3, 77	2014-16	McFarland, John	C	45	2016
Kennedy, Tim	LW	8	2011	McIlrath, Dylan	D	8	2016-17
Kidd, Trevor	G	37	1999-2002	McKegg, Greg	C/RW	41	2016-17
Kindl, Jakob	D	46	2016-17	McLean, Brett	C	53	2007-2009
Knight, Corbin	C	53	2016	McLean, Kirk	G	1	1998-1999
Koistinen, Ville	D	6	2009	McLennan, Jamie	G	29	2005-2006
Kolnik, Juraj	RW	23, 13	2002-2007	McNeill, Grant	D	32	2003
Kopecky, Tomas	RW	82	2011-15	Mellanby, Scott	RW	27	1993-2001
Kovalev, Alex	RW	27	2012-2013	Messier, Eric	LW	15	2003-2004
Kozlov, Viktor	C/RW	17, 25	1997-2004	Mezei, Branislav	D	5, 2	2002-2008
Krajicek, Lukas	D	29, 23, 2	2002-2006	Mitchell, Willie	D	33	2014-16
Kravchuk, Igor	D	29	2003	Moller, Randy	D	16	1994-1995
Kearns, Bracken	C	73	2011-2012	Montador, Steve	D	7	2005-2008
				Montoya, Al	G	35	2014-16



# ALL-TIME REGISTER

// FLORIDA PANTHERS

\*The Following Players Have Appeared in at Least One NHL Game with the Florida Panthers\*

PLAYER	POS.	#WORN	YEARS				
Moore, Dominic	C	19	2009-2010	Rossiter, Kyle	D	23, 36	2002-2004
Morrisset, David	RW	33	2001	Salak, Alexander	G	35	
Mottau, Mike	D	22	2013-14				
Mueller, Peter	C	88	2012-2013	2009			
Muller, Kirk	LW/C	9	1996-1999	Salei, Ruslan	D	24	2006-2008
Murphy, Cory	D	21	2007-2008	Samsonov, Sergei	LW	14	2011
Murphy, Gord	D	5	1993-1999	Samuelsson, Mikael	RW	11, 26	2003-2004 &
Murray, Garth	RW	17	2007-2008				
Meyer, Stefan	C	64	2007-2008	2011-2012			
Nedorost, Vaclav	C	40	2003-2004	Santorelli, Mike	C	13	2010-2013
Nemirovsky, David	RW	51, 15, 26	1995-1999	Sceviour, Colton	RW	7	2016-17
Niedermayer, Rob	C	44	1993-2001	Seidenberg, Dennis	D	4	2009-2010
Nieuwendyk, Joe	C	25	2005-2007	Selleck, Eric	LW	76	2012-2013
Nilson, Marcus	LW/C	12, 48, 18	1999-2004	Semenov, Alexei	D	21	2005-2007
Norton, Brad	D	42	2002	Severny, Brent	D	24	1993-1995
Norton, Jeff	D	6, 5	1998 & 2001-2002	Sgarbossa, Michael	C	48	2016-17
Novoseltsev, Ivan	RW	16, 26, 39	1999-2003	Shaw, Logan	RW	48	2015-16
O'Brien, Shane	D	74	2014-15	Sheppard, Ray	RW	16, 26	1995-1998 &
Odelein, Lyle	D	2	2003-2004				1999-2000
Olesz, Rostislav	LW	85	2005-2011	Shields, Steve	G	31	2003-2004
Olsen, Dylan	D	4	2013-16	Shore, Drew	C	15	2012-2014
Olson, Josh	LW	20	2004	Shtalenkov, Mikhail	G	30	
Oreskovich, Victor	RW	65	2009-2010	1999-2000			
Ozolinsh, Sandis	D	44	2002-2003	Shulmistra, Richard	G	32	1999-2000
Parrish, Mark	RW	21	1998-2000	Shvidki, Denis	RW	21	2000-2004
Parros, George	RW	22	2012-2013	Sillinger, Mike	C	16	2000-2001
Payer, Serge	C	68, 41, 19, 43	2000-2006	Sim, Jon	RW	11	2005-2006
Peltonen, Ville	LW	18	2006-2009	Simpson, Todd	D	22	1999-2001
Petrovic, Alex	D	72, 6	2012-2016	Skille, Jack	RW	15, 12	2010-2013
Piros, Kamil	RW	20	2004	Skrastins, Karlis	D	3	2008-2009
Pirri, Brandon	C	73	2013-16	Skrudland, Brian	C	20	1993-1997
Pitlick, Lance	D	2	1999-2002	Smith, Geoff	D	25	1993-1997
Podkonicky, Andrej	LW	41	2001	Smith, Nick	C	42, 41	2001-2002
Podollan, Jason	RW	17	1996-1997	Smith, Reilly	RW	18	2015-17
Prospal, Vaclav	C	13	2001	Smithson, Jerred	C	25	2012-2013
Purcell, Teddy	LW	26	2016	Smyth, Brad	RW	19, 9	1995-1996
Pysyk, Mark	D	13	2016-17	Smyth, Greg	D	6	1993
Rallo, Greg	C	37	2011-2013	Spacek, Jaroslav	D	8, 28	1998-2000
Racine, Jonathan	D	58	2013-14	Sprukts, Janis	C	38, 41	2006-2008
Ratchuk, Peter	D	6, 35	1998-2001	Stewart, Anthony	RW	57	2005-2009
Rau, Kyle	LW	92	2016	Stewart, Cam	LW	18	1999-2000
Reasoner, Marty	C	19	2010-2011	Stillman, Cory	LW	61	2008-2011
Reddick, Eldon	G	33	1993-1994	Strachan, Tyson	D	23	2011-2013
Regner, Brent	D	37	2016	Straka, Martin	C	28	1995-1997
Reimer, James	G	34	2016-17	Stumpel, Jozef	C	15	2005-2008
Reinprecht, Steven	C	27	2009-2010	Sturm, Marco	LW	16	2011-2012
Repik, Michal	RW	32, 26, 27	2008-2011	Sulzer, Alexander	D	2	2011
Rheault, Jonathan	C	52	2012-2013	Svehla, Robert	D	24	1994-2002
Richer, Stephane	D	41, 38	1993-1995	Svensson, Magnus	D	28, 8	1994-1996
Rissmiller, Patrick	LW	34	2011	Taffe, Jeff	C	22	2009-2010
Ritchie, Byron	C	43, 19	2002-2004	Tarnasky, Nick	C	74	2008-2010
Rivers, Jamie	D	28	2003	Tetarenko, Joey	RW/D	36	2000-2003
Robak, Colby	D	47	2011-2015	Theodore, Jose	G	60	2011-2012
Roberts, Gary	LW	10		Thomas, Bill	RW	37, 29	2010-2011
2005-2007				Thomas, Tim	G	34	2013-14
				Thompson, Paul	RW	15	2016-17
				Thompson, Rocky	LW/D	23	2001-2002



\*The Following Players Have Appeared in at Least One NHL Game with the Florida Panthers\*

Thornton, Shawn	LW	22	2014-17
Tikkanen, Esa	LW	97, 10	1997-1998
Timmins, Scott	C	75	2011
Tomlinson, Dave	C	17	1993-1995
Toms, Jeff	C/LW	29	2002-2003
Trnka, Pavel	D	7	2003-2004
Trocheck, Vincent	C	67, 21	2013-17
Ulanov, Igor	D	5, 55	2002-2003
Upshall, Scottie	LW	19	2011-2015
Vanbiesbrouck, John	G	34	1993-1998
Vanek, Thomas	LW	26	2017
Van Impe, Darren	D	29	2001-2002
Van Ryn, Mike	D	26	2003-2008
Vasiljevs, Herbert	RW	37	1999
Vernon, Mike	G	32, 29	1999-2000
Versteeg, Kris	RW	32	2011-2014
Vokoun, Tomas	G	29	2007-2011
Ward, Lance	D/RW	47, 49	2000-2003
Ware, Jeff	D	15	1999
Warriner, Rhett	D	45, 23, 7	1995-1999
Washburn, Steve	C	40, 22, 17	1995-1998
Weaver, Mike	D	43	2010-2014
Weegar, MacKenzie	D	52	2017
Weekes, Kevin	G	1, 80	1997-1999
Weiss, Stephen	C	19, 9	2002-2013
Welch, Noah	D	6, 27	2006-2008
Wells, Chris	C	23	1996-2000
Whitney, Ray	LW	14	1997-2001
Whitney, Ryan	D	6	2013-14
Wideman, Dennis	D	6	2010-2011
Wiemer, Jason	C/LW	28	2001-2002
Wilson, Clay	D	5, 3	2010-2011
Wilson, Mike	D	7	1999-2001
PLAYER	POS.	#WORN	YEARS
Wilson, Garrett	LW	28	2013-16
Winchester, Jesse	C	17	2013-14
Wolski, Wojtek	LW	8	2012
Woolley, Jason	D	6	1995-1996
Worrell, Peter	LW	28, 8	1997-2003
Yakubov, Mikhail	C	42	2005-2006
Yandle, Keith	D	3	2016-17
Yonkman, Nolan	D	34	2011-2013
Yushkevich, Dmitry	D	36	2002
Zednik, Richard	LW	20	2007-2009



# ALL-TIME HISTORY

## // FLORIDA PANTHERS

**DECEMBER 10, 1992**

The NHL awards an expansion franchise to H. Wayne Huizenga, Chairman of Blockbuster Entertainment Corporation. Huizenga announces he'll operate the team in South Florida.

**MARCH 1, 1993**

The NHL and Huizenga announce that South Florida will join the NHL in time for the 1993-94 season. Bob Clarke named Vice President and General Manager.

**APRIL 19, 1993**

William A. Torrey named President. Club officially named the FLORIDA PANTHERS.

**APRIL 21, 1993**

Dean Jordan named Vice President of Business Operations and Alternate Governor.

**MAY 24, 1993**

The Panthers announce a three-year agreement with the Cincinnati Cyclones of the International Hockey League.

**JUNE 2, 1993**

Roger Neilson named first head coach of the Panthers.

**JUNE 14, 1993**

NHL Commissioner Gary Bettman presents Panthers owner H. Wayne Huizenga with official certificate of entry into the National Hockey League. Panthers unveil home and road uniforms, along with primary and secondary logos. The team colors are navy blue, red, and yellow-gold.

**JUNE 24, 1993**

The Panthers select goaltender John Vanbiesbrouck with the first pick of the 1993 NHL Expansion Draft in Quebec City. In all, Florida selects 24 players.

**JUNE 26, 1993**

At Le Colisee in Quebec City, the Panthers select forward Rob Niedermayer with the team's first-ever Entry Draft pick. Florida chooses 13 amateur players in the draft.

**JULY 8, 1993**

Hall of Fame netminder Bill Smith named Panthers' goaltending coach.

**JULY 28, 1993**

The Panthers unveil artwork of inaugural logo created for the team's first season. Seven players visit South Florida and begin week-long promotional tour. Players included: goaltender John Vanbiesbrouck, forwards Rob Niedermayer, Scott Mellanby, Dave Lowry, Brian Skrudland and Andrei Lomakin and defenseman Joe Cirella.

**AUGUST 3, 1993**

In their first-ever trade, the Panthers acquire forward Jason Cirone from the Winnipeg Jets in exchange for Dave Tomlinson. Florida had acquired Tomlinson

from the Toronto Maple Leafs in exchange for future considerations.

**SEPTEMBER 7, 1993**

The temperature drops to 22 degrees as Miami Arena makes ice for the Panthers' inaugural season.

**SEPTEMBER 11, 1993**

Fifty-two players report to Miami Arena for the Panthers' first training camp.

**SEPTEMBER 16, 1993**

The Panthers open their inaugural eight-game preseason schedule against the Tampa Bay Lightning at the Lakeland (FL) Civic Center.

**OCTOBER 6, 1993**

The Panthers travel to Chicago Stadium and skate to a 4-4 tie with the Blackhawks in the team's first-ever regular-season game. Right wing Scott Mellanby scores the Panthers' first goal at 12:31 of the opening period. The game is broadcast in Spanish for the first time by Arley Londono and Manolo Alvarez on WCMQ 1210 AM.

**OCTOBER 9, 1993**

Before an NHL-record crowd of 27,227 at the ThunderDome in St. Petersburg, the Panthers win their first game as John Vanbiesbrouck records a 2-0 shutout over the Tampa Bay Lightning. Scott Levins and Tom Fitzgerald score the Florida goals.

**OCTOBER 12, 1993**

The Panthers play their inaugural home opener before a sellout crowd of 14,372 at Miami Arena. Florida drops a 2-1 decision to the Pittsburgh Penguins.

**NOVEMBER 10, 1993**

In their first-ever game against the defending Stanley Cup-Champion Montreal Canadiens, the Panthers earn a 3-1 victory at the Montreal Forum.

**JANUARY 22, 1994**

Goaltender John Vanbiesbrouck and Right Wing Bob Kudelski represent the Panthers at the NHL All-Star Game at Madison Square Garden in New York City. Kudelski scores two goals in the contest.

**JANUARY 24, 1994**

In front of a sellout crowd at Miami Arena, the Panthers set a team record with five goals in one period and skate to an 8-3 victory over the Montreal Canadiens. It's their largest winning margin of the season.

**JANUARY 31, 1994**

Rookie Center Jesse Belanger is named the NHL's "Player of the Week" for the period ending January 30. Belanger becomes the first Panther to win the award and the first to win it in his club's inaugural season. Belanger had four goals and four assists in four games.





**MARCH 31, 1994**

The Panthers tie New Jersey, 3-3, as they record their 74th point of the season, the most ever by a first-year team. Goaltender John Vanbiesbrouck is named the NHL's "Player of the Week" for the period ending March 21. He went 3-0-1, with a 2.20 GAA and a .940 save percentage.

**APRIL 14, 1994**

The Panthers complete the most successful season ever by a first-year NHL team with a 4-1 victory over the New York Islanders at Miami Arena. After the game, the players salute the fans for their tremendous support. Said captain Brian Skrudland, "We didn't know what to expect when we came down to Florida, and we certainly didn't expect to have the best fans in the National Hockey League."

**JUNE 15, 1994**

Vice President and General Manager Bob Clarke is released from the remaining two years of his contract. Clarke returns to the Philadelphia Flyers as president and general manager.

**JUNE 28, 1994**

The Panthers select ten players in the 1994 NHL Entry Draft, including the number one pick overall in Defenseman Ed Jovanovski. In all, Florida selects 10 amateurs in the 11 rounds of the draft. A crowd of 4,000 overflows the Omni Hotel in Miami as the Panthers host "HockeyFest," an NHL Draft party.

**AUGUST 1, 1994**

Bryan Murray is named general manager of the Panthers.

**SEPTEMBER 4, 1994**

The Panthers open their second annual training camp as 59 players report to Peterborough, Ontario.

**JANUARY 11, 1995**

The NHL Players Association accepts the NHL's final collective bargaining proposal, putting an end to the 103-day labor dispute that reduced the league's season from 84 to 48 games.

**APRIL 20, 1995**

The Panthers kick-off a state-wide license plate program, benefiting the Florida Sports Foundation.

**JUNE 7, 1995**

The Carolina (AHL) Monarchs are named the Panthers' top minor-league affiliate, while Florida retains its affiliation with the Cincinnati Cyclones of the IHL.

**JUNE 8, 1995**

Roger Neilson is relieved of his head coaching duties. Neilson had a record of 53-56-23 (.489 winning pct.) in two seasons behind the Panthers' bench.

**JUNE 9, 1995**

The Panthers sign 1994 No. 1 draft pick Ed Jovanovski to

a multi-year contract.

**JULY 8, 1995**

The Panthers turn the Broward County Convention Center into a mecca for hockey enthusiasts when they host their second annual "HockeyFest."

**JULY 11, 1995**

The Panthers select Left Wing Radek Dvorak with their first pick (10th overall) in the 1995 NHL Entry Draft. Florida makes eight more selections at the draft in Edmonton, Alta.

**JULY 20, 1995**

Rich Kromm is named head coach of the Panthers' AHL affiliate, the Carolina Monarchs.

**JULY 24, 1995**

Doug MacLean is named head coach of the Panthers. He becomes the second coach in franchise history.

**AUGUST 15, 1995**

Radek Dvorak signs a multi-year contract. Dvorak was the Panthers' first choice (10th overall) in the 1995 NHL Entry Draft.

**SEPTEMBER 11, 1995**

The Panthers' third annual training camp opens as 72 players report to Greensboro, North Carolina.

**OCTOBER 8, 1995**

Scott Mellanby scores two goals and kills a rat in the Panthers' dressing room prior to the team's 4-3 victory over the Calgary Flames. Mellanby's feat is dubbed a "Rat Trick" by John Vanbiesbrouck, and within weeks, fans begin tossing rats onto the ice to celebrate Florida goals.

**JANUARY 20, 1996**

Coach Doug MacLean leads the Panthers to the best record in the Eastern Conference and earns the right to coach in the All-Star Game. MacLean is joined in Boston by John Vanbiesbrouck and Scott Mellanby.

**JANUARY 23, 1996**

Johan Garpenlov scores three goals in the Panthers' 5-4 win at Washington to record the first hat trick in team history.

**APRIL 14, 1996**

The Panthers conclude the 1995-96 season with 92 points (41-31-10), good for fourth place in the Eastern Conference. The team qualifies for the Stanley Cup Playoffs for the first time.

**APRIL 17, 1996**

Before a packed house at Miami Arena, the Panthers defeat the Boston Bruins, 6-3, in their first-ever playoff game.

**APRIL 27, 1996**

In Game 5 of the Eastern Conference Quarterfinals against Boston, Bill Lindsay scores a spectacular goal



# ALL-TIME HISTORY

## // FLORIDA PANTHERS

with 4:57 left in the third period to break a 3-3 tie and give the Panthers their first-ever playoff series victory.

**MAY 12, 1996**

In Game 5 of the Eastern Conference Semifinals against the Philadelphia Flyers, Mike Hough scores in double OT to give the Panthers a 3-2 lead in the series. Florida eliminates the Flyers two days later in Miami.

**JUNE 1, 1996**

The Panthers go on the road and defeat the Pittsburgh Penguins, 3-1, in Game 7 of the Eastern Conference Finals to win the Prince of Wales Trophy as champions of the conference. They fly to Colorado after the game to begin preparations for the Stanley Cup Finals.

**JUNE 10, 1996**

The Panthers and Colorado Avalanche play one of the classic games in Stanley Cup Finals history. The match remains scoreless until Colorado's Uwe Krupp connects at 4:31 of the third OT period to give the Avalanche the victory and its first-ever Stanley Cup title.

**JUNE 12, 1996**

A capacity crowd fills Miami Arena to thank the Panthers for a wonderful season. The highlight of the evening occurs when Ed Jovanovski and Rhett Warrener dump a bucket of water over the head of coach Doug MacLean.

**JUNE 22, 1996**

The Panthers select nine players at the 1996 NHL Entry Draft in St. Louis, MO. Their top choice (20th overall) is Swedish forward Marcus Nilson.

**AUGUST 7, 1996**

The Panthers and SportsChannel Florida agree to a multi-year deal for television rights to the club's games.

**SEPTEMBER 9, 1996**

The Panthers open their fourth annual training camp in Summerside, Prince Edward Island, hometown of coach Doug MacLean.

**OCTOBER 30, 1996**

The Panthers defeat the Chicago Blackhawks, 3-2, to extend their season-opening unbeaten streak to 12 games (8-0-4). John Vanbiesbrouck is named the NHL's Player of the Month for October after going 6-0-3, with a 1.41 GAA and a .950 SV%.

**NOVEMBER 15, 1996**

The Panthers conduct an official "ice-breaking" ceremony at the site of their new arena in Sunrise. The event is attended by NHL commissioner Gary Bettman as well as club and government officials.

**JANUARY 18, 1997**

For the second year in a row, Doug MacLean coaches

the Eastern Conference to victory in the NHL All-Star Game. John Vanbiesbrouck makes his third All-Star appearance and Robert Svehla records two assists and a plus-6 rating in the contest.

**MARCH 22, 1997**

The Panthers celebrate their 50th consecutive sellout (including playoffs) at Miami Arena.

**APRIL 11, 1997**

The Panthers clinch fourth place in the Eastern Conference and home ice in the first round of the Stanley Cup Playoffs by defeating the Pittsburgh Penguins, 4-2. The Cats finish their fourth season with a record of 35-28-19, good for 89 points.

**APRIL 25, 1997**

Esa Tikkanen, who would sign with the Panthers four months later, scores at 12:02 of OT as the New York Rangers eliminate the Cats from the playoffs.

**JUNE 21, 1997**

The Panthers select 10 players at the 1997 NHL Entry Draft in Pittsburgh, Pennsylvania. Their top choice (20th overall) is left wing/center Mike Brown.

**SEPTEMBER 9, 1997**

The Panthers open their fifth annual training camp at Miami Arena.

**NOVEMBER 24, 1997**

Doug MacLean is relieved of his head coaching duties. General Manager Bryan Murray agrees to coach for the remainder of the season.

**NOVEMBER 26, 1997**

In Bryan Murray's first game behind the Florida bench, the Panthers set a team record by scoring 10 goals in a 10-5 win over the Boston Bruins.

**DECEMBER 27, 1997**

John Vanbiesbrouck records the 300th victory of his NHL career and 100th as a Panther in a 6-2 win over the New York Islanders at Nassau Coliseum. Vanbiesbrouck becomes the 15th goaltender in NHL history — and second American — to win 300 games.

**FEBRUARY 3, 1998**

Dino Ciccarelli, who was acquired from the Tampa Bay Lightning three weeks earlier, scores the 600th goal of his NHL career as the Panthers tie the Detroit Red Wings, 1-1. Ciccarelli becomes the ninth player in NHL history to reach this milestone.

**FEBRUARY 8, 1998**

The Panthers and 25 other NHL teams begin their "Winter Break" as the league shuts down to enable its players to participate in the Winter Olympics for the first time. John Vanbiesbrouck (USA), Robert Svehla (Slovakia) and Esa Tikkanen (Finland) are the Panthers who head to Nagano,



Japan. Tikkanen's club wins the Bronze Medal.

#### FEBRUARY 3, 1998

Dino Ciccarelli, who was acquired from the Tampa Bay Lightning three weeks earlier, scores the 600th goal of his NHL career as the Panthers tie the Detroit Red Wings, 1-1. Ciccarelli becomes the ninth player in NHL history to reach this milestone.

#### FEBRUARY 8, 1998

The Panthers and 25 other NHL teams begin their "Winter Break" as the league shuts down to enable its players to participate in the Winter Olympics for the first time. John Vanbiesbrouck (USA), Robert Svehla (Slovakia) and Esa Tikkanen (Finland) are the Panthers who head to Nagano, Japan. Tikkanen's club wins the Bronze Medal.

#### MARCH 24, 1998

The Panthers send Tom Fitzgerald to Colorado and Ray Sheppard to Carolina as General Manager Bryan Murray stays active at the trade deadline.

#### APRIL 16, 1998

The Panthers play their final game at Miami Arena, losing to the Philadelphia Flyers, 7-3. Florida compiles a record of 81-78-29 (.508 winning pct.) in Miami. Afterwards, the players toss merchandise to the fans and original Panthers John Vanbiesbrouck, Scott Mellanby, Gord Murphy, Paul Laus, Bill Lindsay and Rob Niedermayer are honored.

#### JUNE 21, 1998

The Panthers name Terry Murray head coach. He becomes the fourth coach in franchise history.

#### JUNE 27, 1998

The Panthers select nine players at the 1998 NHL Entry Draft in Buffalo, NY. Their top choice (30th overall) is defenseman Kyle Rossiter.

#### JULY 14, 1998

The Panthers' new arena in Sunrise is officially named the National Car Rental Center.

#### SEPTEMBER 12, 1998

The Panthers open their sixth annual training camp at the National Car Rental Center.

#### SEPTEMBER 19, 1998

"HockeyFest" is held at the National Car Rental Center for the first time.

#### SEPTEMBER 27, 1998

The Panthers face the Boston Bruins in the first preseason game at the National Car Rental Center.

#### OCTOBER 9, 1998

The Panthers host the Tampa Bay Lightning in the first regular-season game at the National Car Rental Center.

It's the first time the Panthers have ever opened a season at home.

#### OCTOBER 30, 1998

Rookie Mark Parrish scores four goals at Chicago, setting a new club record and a team rookie record. Parrish notches two in the first period and two more in the third as the Panthers blast the Blackhawks, 7-3. Ray Whitney assists on three of the rookie's goals.

#### NOVEMBER 3, 1998

Mark Parrish is named NHL Rookie of the Month for October, winning the honor over Los Angeles Goaltender Manny Legace and Vancouver center Bill Muckalt. Parrish led Florida in scoring (6-2-8) for the month, leading the Cats to a 3-3-3 record.

#### DECEMBER 17, 1998

The Panthers announce they will have their own American Hockey League affiliate in Louisville, Kentucky, signing a long-term player development deal with the Louisville Panthers. Florida will supply a minimum of 18 players to Louisville, which will play its home games at historic Freedom Hall, home of the University of Louisville basketball team.

#### JANUARY 17, 1999

In the biggest trade in team history, the Panthers acquire star Right Wing Pavel Bure from the Vancouver Canucks. Florida also receives defensemen Bret Hedican and Brad Ference and a 1999 or 2000 draft choice. The Panthers send Ed Jovanovski, Dave Gagner, Mike Brown, Kevin Weekes and a 1999 or 2000 draft choice to the Canucks.

#### JANUARY 20, 1999

Pavel Bure scores two goals in his first game as a Panther, leading the Cats to a 5-2 victory over the Islanders in New York. Bret Hedican chips in his first two points as a Panther – both assists – in just his second game.

#### JANUARY 26, 1999

The Russian Rocket ignites the Cats with his first Florida hat trick. Pavel Bure's three goals force a 3-3 tie with the Flyers in Philadelphia. Bure finishes the contest with six goals in his first three games as a Panther.

#### JANUARY 27, 1999

Pavel Bure plays his first game at National Car Rental Center. Although he has his three-game goal-scoring streak snapped, he earns his first home point in Florida with an assist, as the Cats top Montreal, 2-1. The win extends Florida's unbeaten streak to four in Bure's first four games.

#### FEBRUARY 8, 1999

The Panthers announce they have signed Pavel Bure to a five-year contract extension, locking up rights to the "Russian Rocket" through the 2005-2006 season.

#### MARCH 3, 1999

Four games after returning from a strained right knee, Pavel Bure nets a hat trick on his first three shots against the



# ALL-TIME HISTORY

## // FLORIDA PANTHERS

Colorado Avalanche. But Bure is forced to leave the game when he re-injures his knee and the Cats blow a 5-0 lead by allowing seven unanswered goals. Peter Forsberg scores three goals and adds three assists as Colorado wins 7-5. Bure is out for the season, after undergoing arthroscopic surgery on March 5 and additional surgery on March 29 in Birmingham, Alabama, to repair an anterior cruciate ligament.

**APRIL 17, 1999**

The Panthers complete their first season at National Car Rental Center with a 6-2 home win over the Tampa Bay Lightning. Despite missing the playoffs for the second straight year, Florida improves by 15 points in the standings in its first season under Terry Murray.

**JUNE 25, 1999**

Longtime Panther Defenseman Gord Murphy is selected by the Atlanta Thrashers in the NHL Expansion Draft. The Panthers also make a deal with Atlanta, sending Johan Garpenlov, Herbert Vasiljevs, Daniel Tarnqvist and a 1999 sixth-round draft choice to the Thrashers for goaltender Trevor Kidd.

**JUNE 26, 1999**

The Panthers select 18-year-old right wing Denis Shvidki as their first selection (12th overall) in the 1999 NHL Entry Draft, in Boston. The Kharkov, Ukraine, native had just completed a 94-point season with Barrie (OHL).

**JULY 12, 1999**

The Panthers name Chuck Fletcher general manager of the Louisville affiliate. Fletcher will also remain assistant general manager of the Florida Panthers, under Bryan Murray.

**JULY 22, 1999**

Hall of Fame Broadcaster Jiggs McDonald is named radio play-by-play announcer for the Florida Panthers. McDonald will team with Randy Moller on Panthers radio broadcasts for flagship radio station WQAM (560 AM).

**AUGUST 9, 1999**

SportsChannel Florida and the Florida Panthers announce an agreement that extends the exclusive Panthers television rights to SportsChannel Florida through the 2010-2011 season.

**AUGUST 25, 1999**

The Panthers name Steve Dangerfield senior vice president.

**SEPTEMBER 3, 1999**

Veteran players report for Panthers training camp in Hull, Quebec.

**SEPTEMBER 30, 1999**

The Cats send original Panther Bill Lindsay to Calgary for Flames' Captain Todd Simpson, a rugged defenseman who would lead Florida with 202 penalty minutes on the

season.

**OCTOBER 2, 1999**

The Florida Panthers open the season with a 4-3 victory over the Washington Capitals at National Car Rental Center. It is the second straight home season-opening win for the Cats since moving to Sunrise. Pavel Bure scores the first of his team-record 58 goals in the contest, returning from major reconstructive knee surgery.

**OCTOBER 12, 1999**

Panthers Right Wing Pavel Bure records his 500th career NHL point, with an assist on Lance Pitlick's game-winning goal at Montreal. The Cats win 2-1.

**NOVEMBER 15, 1999**

The Panthers sign unrestricted free agent Forward Ray Sheppard, a playoff hero for Florida during the 1995-96 run to the Stanley Cup Finals. He is the second player in team history to return for a second tour of duty (Dallas Eakins).

**NOVEMBER 19, 1999**

Panthers Vice President and General Manager Bryan Murray sends goaltender Sean Burke and a fifth-round pick in the 2000 Entry Draft to Phoenix for goalie Mikhail Shtalenkov and the Coyotes' fourth-round pick in 2000.

**DECEMBER 20, 1999**

Panthers Right Wing Pavel Bure is named NHL Player of the Week, and celebrates by scoring a goal in his fifth straight game, establishing a new franchise record. Florida, however, falls 6-4 at home to Toronto.

**DECEMBER 27, 1999**

With an assist in his seventh straight game, Pavel Bure establishes another franchise record. His helper is part of a 6-1 victory at Tampa Bay.

**JANUARY 1, 2000**

The Panthers kick off the new millennium with a 7-5 home win over Tampa Bay. Pavel Bure ties a team record with four goals in the contest and equals his own franchise mark of three goals in a period. Mike Vernon notches his first victory in a Panthers uniform.

**JANUARY 14, 2000**

Original Panther and Florida captain Scott Mellanby records his 600th NHL point with a game-winning goal in a home win over Carolina, 5-1.

**JANUARY 22, 2000**

Pavel Bure scores his 300th NHL goal, setting a new team record for goals in a season (33) in the process. He also scores No. 301 with an overtime game-winner in a 4-3 home victory over Boston. It is also a new team record for game-winning goals in a season (8).

**FEBRUARY 6, 2000**

The Panthers are the highlight of the 2000 NHL All-Star Game at Air Canada Centre in Toronto. Pavel Bure wins



game MVP honors with a hat trick and an assist. Center Viktor Kozlov leads all players with three assists and left wing Ray Whitney leads the North American team with a goal and an assist.

**MARCH 1, 2000**

Panthers Captain Scott Mellanby plays in his 1,000th NHL game. He leads the Cats by scoring the opening goal in Florida's 3-1 home victory over Toronto.

**MARCH 3, 2000**

Right Wing Pavel Bure's assist sets a new club record for points in a season (71), as the Panthers fall 4-2 at NY Rangers.

**MARCH 10, 2000**

The Panthers claim center Len Barrie off waivers from Los Angeles. Barrie, who played two games for the Cats during their inaugural season in 1993-94, becomes the third Panther ever and second this season to return to play for the Cats.

**MARCH 11, 2000**

Scott Mellanby plays in his 500th game as a Panther, recording an assist in a 5-2 home loss to Chicago.

**MARCH 18, 2000**

Pavel Bure sets franchise records with his fourth hat trick of the season and his sixth career Florida hat trick, in a 4-2 victory at NY Islanders.

**MARCH 25, 2000**

National Car Rental Center sees a National Hockey League record fall, as Pavel Bure scores a goal. Bure's tally breaks the NHL mark for goals by a brother combination in one season (89), topping the record set by Bobby and Dennis Hull in 1968-69. Pavel and his brother Valeri would combine for 93 goals on the season. The Cats beat Montreal 4-2.

**APRIL 3, 2000**

The Panthers' 5-2 home victory over New Jersey establishes a new franchise record for wins in a season (42).

**APRIL 9, 2000**

The Cats conclude their most successful season ever in terms of wins (43) and points in the standings (98).

**APRIL 18, 2000**

The first NHL playoff game at National Car Rental Center results in a 2-1 Panthers loss to eventual Stanley Cup winner New Jersey.

**APRIL 20, 2000**

The Panthers' season comes to an end, with a 4-1 home playoff loss to New Jersey. The Cats sold out both home playoff contests (19,250).

**JUNE 24, 2000**

Cats acquire Goaltender Roberto Luongo and Center Olli Jokinen from the New York Islanders, in exchange for Mark Parrish and Oleg Kvasha. The trade is the talk of the 2000 NHL Entry Draft in Calgary, Alberta. The Panthers make Russian defenseman Vladimir Sapozhnikov their first selection (58th overall) at the draft.

**SEPTEMBER 8, 2000**

Veterans report to training camp in Hull, Quebec for the second straight year.

**OCTOBER 6, 2000**

The Panthers open their eighth season with a 4-3 overtime home loss to Vancouver. It is Pavel Bure's first game against his old team and he notches a goal and an assist. The Cats get a point for the overtime loss.

**OCTOBER 22, 2000**

Rookie Goaltender Roberto Luongo gets his first shutout with Florida, before his first win, as the Cats tie the expansion Minnesota Wild 0-0 on the road in their first meeting. Luongo makes 20 saves in the shutout – the first of a team record five he would record on the season.

**NOVEMBER 6, 2000**

The Panthers sign veteran Left Wing Greg Adams and trade Defenseman Jaroslav Spacek to Chicago for Anders Eriksson, in a move designed to halt an early season slide.

**DECEMBER 11, 2000**

At a press conference in downtown Ft. Lauderdale, NHL Commissioner Gary Bettman announces that the Panthers will host the 2003 NHL All-Star Weekend at National Car Rental Center on Feb. 1-2, 2003.

**DECEMBER 28, 2000**

After a 6-18-7-5 start, caused in part by a rash of early injuries, Vice President and General Manager Bryan Murray and Head Coach Terry Murray are relieved of their duties. Duane Sutter becomes the Panthers' fifth head coach.

**FEBRUARY 4, 2001**

Right Wing Pavel Bure notches two assists as the Panthers' lone representative in the 2001 NHL All-Star Game in Denver, Colorado.

**FEBRUARY 9, 2001**

Original Panther Scott Mellanby is traded to playoff contender St. Louis in exchange for prospect David Morisset and a conditional draft choice. Only Paul Las and Rob Niedermayer remain as original Panthers.

**MARCH 13, 2001**

The Panthers are active at the trade deadline, swapping Ray Whitney to Columbus for Keyvn Adams, and getting draft picks for Mike Sillinger and Todd Simpson.

**APRIL 3, 2001**

Pavel Bure's shorthanded goal against Roman Cechmanek



# ALL-TIME HISTORY

## // FLORIDA PANTHERS

gives the Russian Rocket 59 tallies on the season, breaking his own franchise record.

APRIL 7, 2001

Roberto Luongo caps an outstanding rookie season with a team record fifth shutout. His 25 saves ends his year with the second-highest save percentage ever for a rookie (.920). The 3-0 win over the NY Rangers closes Florida's third season at National Car Rental Center. Pavel Bure's 59 goals on the season wins him the Maurice Richard Trophy for the second straight season, making him the first NHL player to accomplish the feat.

JUNE 5, 2001

A group of eight primary investors, led by Alan P. Cohen, CEO of generic drug maker Andrx Corp., purchases the Panthers from Boca Resorts, Inc. The group of South Florida businessmen includes former NFL quarterback Bernie Kosar, auto magnates Al Maroone and Michael Maroone, Precision Response CEO David Epstein, advertising mogul Jordan Zimmerman and Andrx officials Steve Cohen and Dr. Elliott Hahn. H. Wayne Huizenga, the man who brought the NHL to South Florida, stays on as a minority partner.

JUNE 7, 2001

Head Coach Duane Sutter signs a multi-year deal to remain at the helm of the Panthers.

JUNE 23, 2001

The Panthers host the first day of the two-day NHL Entry Draft at National Car Rental Center. It is South Florida's first major NHL event since the Panthers brought the Stanley Cup Finals to Miami Arena in 1996. Florida is the first "Sun Belt" team to host the NHL Entry Draft. The Cats make Canadian center Stephen Weiss their first selection in the draft (fourth overall). The Panthers also create a buzz by trading original Panther Rob Niedermayer to Calgary for Valeri Bure and Jason Wiemer.

JUNE 24, 2001

The 2001 NHL Entry Draft concludes at National Car Rental Center. A total of 9,623 fans attend the event – the most ever for a U.S.-based Draft. The Panthers draft 12 players in all. The Panthers also announce that Paul Baxter has been named assistant coach.

JULY 25, 2001

The NHL Board of Governors approves the transfer of the Panthers from Boca Resorts, Inc. to the new local ownership group, headed by Alan Cohen, Bernie Kosar and David Epstein.

SEPTEMBER 3, 2001

The Panthers open their third straight rookie camp in Hull, Quebec.

SEPTEMBER, 10, 2001

Main training camp opens in South Florida.

SEPTEMBER 22, 2001

The Panthers host "HockeyFest 2001" and NHL Breakout at National Car Rental Center, in preparation for the 2001-02 NHL season.

OCTOBER 4, 2001

Florida opens its ninth NHL season on the road at Philadelphia.

NOVEMBER 1, 2001

Panthers Left Wing Kristian Huselius is named NHL Rookie of the Month for October.

DECEMBER 3, 2001

Mike Keenan becomes the sixth head coach in Panthers history, replacing Duane Sutter. Chuck Fletcher takes over interim general manager duties.

JANUARY 16, 2002

All-Star Defenseman Sandis Ozolinsh becomes a Panther, after being acquired from Carolina along with Byron Ritchie in exchange for Bret Hedican, Kevyn Adams, Tomas Malec and a draft pick. Ozolinsh makes his Panthers debut against Chicago.

JANUARY 18, 2002

Panthers Goaltender Roberto Luongo and Left Wing Kristian Huselius are selected for the NHL's inaugural YoungStars Game.

MARCH 18, 2002

The Pavel Bure era ends in South Florida, as the right wing is traded to the New York Rangers for Filip Novak, Igor Ulanov and draft picks.

APRIL 1, 2002

Left Wing Niklas Hagman is named NHL Rookie of the Month for March.

APRIL 3, 2002

19-year-old Center Stephen Weiss makes his NHL debut and scores a goal as the Panthers defeat Pittsburgh at home.

APRIL 16, 2002

The Panthers win the NHL Draft Lottery and will select first overall at the 2002 NHL Entry Draft. The Cats also sign first-round picks Stephen Weiss and Lukas Krajcick to entry-level contracts.

MAY 1, 2002

The NHL announces that Panthers Left Wing Kristian Huselius is a finalist for the Calder Memorial Trophy.

MAY 6, 2002

The American Hockey League approves the purchase of an AHL franchise by the Panthers and San Antonio Spurs of the NBA. The team, named the Rampage, will play at San Antonio's new SBC Arena.

MAY 10, 2002



Rick Dudley is named Panthers general manager.

MAY 31, 2002

John Torchetti is named head coach of Florida's AHL affiliate in San Antonio.

JUNE 22-23, 2002

The Panthers trade the number one pick and still select top-ranked prospect Jay Bouwmeester with the third overall selection in the 2002 NHL Entry Draft in Toronto. The Cats also get the right to trade first-round picks with Columbus in 2003. Florida also selects Petr Taticcek with the ninth overall selection, and grabs Rob Globke and Gregory Campbell in the second and third rounds, respectively. Florida finishes the 2002 Entry Draft with six selections on Day Two.

JULY 11, 2002

Scott Luce is named Panthers director of amateur scouting.

SEPTEMBER 14, 2002

HockeyFest 2002 kicks off the Panthers' Ten-Year-Anniversary Season at Office Depot Center.

OCTOBER 10, 2002

The Panthers open their tenth season against cross-state rival Tampa Bay at Office Depot Center.

JANUARY 29, 2003

NHL All-Star festivities begin in South Florida as the Stanley Cup arrives via boat on the Las Olas riverfront.

JANUARY 30, 2003

The NHL All-Star Block Party kicks off four days of activity at the Office Depot Center.

FEBRUARY 1, 2003

Jay Bouwmeester, Stephen Weiss and Niklas Hagman represent the Panthers and the Eastern Conference in the 2003 NHL YoungStars Game at the Office Depot Center. Weiss scores a goal and adds an assist and Bouwmeester chips in an assist. Olli Jokinen represents Florida in the 2003 All-Star Superskills Competition.

FEBRUARY 2, 2003

The Office Depot Center hosts the NHL All-Star Game, which visits South Florida for the first time. Olli Jokinen scores a goal and adds three assists in front of his home crowd in his All-Star debut. Sheryl Crow performs live in the Office Depot Center parking lot after the game.

FEBRUARY 6, 2003

Roberto Luongo stops 28 shots to become the club's all-time leader in shutouts (14), passing

John Vanbiesbrouck.

FEBRUARY 18, 2003

Roberto Luongo makes 24 saves to record his sixth shutout of the season and sets a new Panthers single-season shutout record.

JUNE 13, 2003

Jay Bouwmeester is named to the NHL's All-Rookie Team.

SEPTEMBER 1, 2003

The Florida Panthers, Incredible ICE and Arena Operating Company (AOC) join forces and become one single, united entity.

SEPTEMBER 18, 2003

Michael Yormark is named Office Depot Center and Florida Panthers Chief Operating Officer.

OCTOBER 10, 2003

Florida opens its 11th season against division rival Carolina at the Office Depot Center.

NOVEMBER 9, 2003

General Manager Rick Dudley becomes the seventh head coach in Panthers history, replacing Mike Keenan. Dudley continues his role as general manager. Steve Ludzik becomes an assistant coach.

JANUARY 8, 2004

Nathan Horton becomes the youngest player in NHL history to successfully attempt a penalty shot at 18 years, 224 days, beating Philadelphia Flyers Goalie Jeff Hackett.

FEBRUARY 7, 2004

Roberto Luongo represents the Panthers and the Eastern Conference in the 2004 All-Star Superskills Competition, winning the goaltending event.

FEBRUARY 8, 2004

Roberto Luongo participates in the NHL All-Star game, allowing just one goal on nine shots.

FEBRUARY 9, 2004

Assistant Coach John Torchetti becomes the eighth head coach in Panthers history. Rick Dudley continues his duties as general manager.

MARCH 2, 2004

Roberto Luongo makes 29 saves to record his seventh shut-out of the season, a new Panthers record.

MAY 2004

The NHL announces that Roberto Luongo is a finalist for the Vezina Trophy.

MAY 26, 2004

Mike Keenan named as the Panthers new general manager, replacing Rick Dudley. Jacques Martin becomes the ninth head coach in Panthers history, replacing John Torchetti.

JUNE 26, 2004





# ALL-TIME HISTORY

## // FLORIDA PANTHERS

The Florida Panthers select Center Rostislav Olesz from the Czech Republic with the seventh overall pick of the 2004 NHL Entry Draft.

**JUNE 7, 2005**

The Office Depot Center, Florida Panthers and incredible ICE announce the formation of Sunrise Sports and Entertainment (SSE). Sunrise Sports and Entertainment serves as an umbrella for all of its operating entities: the Office Depot Center, the Florida Panthers, incredible ICE, the Sinatra Theatre, SSE Publications, SSE Strategic Partnerships and SSE Business Development.

**JUNE 20, 2005**

The Panthers are awarded the 2005 "Stanley Cup of Business" from the Street & Smith's SportsBusiness Journal.

**JULY 7, 2005**

Sports Radio 560 WQAM signs a two-year contract with the Panthers to retain radio rights.

**JULY 22, 2005**

The NHL's Board of Governors ratifies the terms of a six-year Collective Bargaining Agreement negotiated with the NHL Players' Association, ending a 310-day work stoppage.

**JULY 30, 2005**

Florida selects Left Wing Kenndal McArdle with 20th Overall Pick in the 2005 NHL Entry Draft. The Panthers acquired the pick after trading their 29th overall selection and a second round pick in the 2006 draft to the Philadelphia Flyers.

**AUGUST 1, 2005**

The Panthers ink free agent NHL All-Star veterans Joe Nieuwendyk and Gary Roberts to two-year contracts. Nieuwendyk and Roberts bring a combined four Stanley Cup rings to the Panthers as well as over 2,000 games played.

**AUGUST 2, 2005**

NHL Veteran Martin Gelinás signs a two-year contract, adding another player with over 1,000 games played to the club. Gelinás also brings to the club Stanley Cup experience, appearing with four teams and winning a Cup with Edmonton.

**AUGUST 17, 2005**

Rostislav Olesz, the top pick from 2004 NHL Entry Draft, signs three-year entry-level contract with the Panthers.

**UGUST 22, 2005**

Panthers announce a one-year affiliation agreement with the Florida Everblades of the ECHL.

**AUGUST 31, 2005**

The Panthers announce an agreement with the Buffalo Sabres to place Panthers prospects with Buffalo's American Hockey League affiliate, the Rochester Americans.

**SEPTEMBER 6, 2005**

In a joint press conference, Sunrise Sports & Entertainment and BankAtlantic announce a new naming rights agreement for the home of the Panthers, the BankAtlantic Center.

**OCTOBER 5, 2005**

The Panthers open their 12th NHL season against Southeast Division rival Atlanta.

**OCTOBER 7, 2005**

For the first time in their history, the Panthers record back-to-back shutouts to open the season. Oct. 5, the Cats shutout Atlanta 2-0, and on Oct. 7 the Cats shut out Tampa Bay 2-0.

**OCTOBER 20, 2005**

The Panthers set a new franchise record with 28 shots on goal in the second period versus the Washington Capitals.

**NOVEMBER 19, 2005**

Gary Roberts record his 400th career NHL goal against the New York Islanders.

**NOVEMBER 25, 2005**

Olli Jokinen records his first career NHL hat trick versus the Pittsburgh Penguins.

**DECEMBER 13, 2005**

Nathan Horton records his first career NHL hat trick, becoming the youngest Panther ever to accomplish this feat (20 years old).

**FEBRUARY 14-27, 2006**

Six Cats represented the Panthers at the 2006 Torino Winter Olympic Games with Olli Jokinen (Finland) collecting a Silver Medal and Rostislav Olesz (Czech Republic) collecting a Bronze Medal. Jacques Martin (Canada), Jay Bouwmeester (Canada), Roberto Luongo (Canada) and Jozef Stumpel (Slovakia) also were selected to represent their respective countries at the Olympics.

**MARCH 20, 2006**

Olli Jokinen scores his fourth overtime goal of the season, tying an NHL record for overtime goals in one season since the five-minute overtime period was adopted.

**APRIL 13, 2006**

Against Ottawa, Roberto Luongo sets a franchise record with his 107th victory in a Panther uniform surpassing the mark of 106 set by John Vanbiesbrouck.

**MAY 11, 2006**

The Panthers host the first "Cats Cookout" at the BankAtlantic Center. The event features players, food, and drinks, and allows fans to purchase season tickets for the upcoming season.

**JUNE 23, 2006**





The Cats send G Roberto Luongo and D Lukas Krajicek to Vancouver in exchange for RW Todd Bertuzzi, G Alex Auld and D Bryan Allen.

**JUNE 24, 2006**

The Panthers select Center Michael Frolik with the 10th overall pick in the 2006 NHL Entry Draft.

**SEPTEMBER 3, 2006**

Head Coach Jacques Martin becomes the new general manager following the resignation of Mike Keenan. Martin continues his role as head coach becoming the only person in the NHL to hold both positions at the same time.

**SEPTEMBER 23, 2006**

The Panthers and New York Rangers play an exhibition game in San Juan, Puerto Rico marking the first time an NHL game is played in the Caribbean.

**OCTOBER 6, 2006**

Florida opens its 13th season. Alex Auld records his first win as a Panther as Florida defeats Boston 8-3 in front of a sold-out BankAtlantic Center crowd. Todd Bertuzzi records four points (1-3-4) in his first game setting a record for most points by a Panthers player in his debut game.

**OCTOBER 28, 2006**

The Florida Panthers enter a shootout with the NY Islanders that lasts 10 rounds, the longest shootout in franchise history.

**OCTOBER 20, 2006**

Florida defeats Philadelphia at the BankAtlantic Center to improve to 4-0 at home to open the season. The 4-0 start ties the Cats record set during the 1995-96 season. Also on that night, Olli Jokinen scored the GWG setting a new Cats record with his 24th GWG as a member of the Panthers.

**NOVEMBER 2, 2006**

Florida Panthers head coach Jacques Martin posts the 450th win of his career, the 13th coach to ever reach that mark.

**NOVEMBER 16, 2007**

Olli Jokinen records a hat trick, the second of his career in a 5-1 win over Montreal.

**DECEMBER 29, 2007**

A Panthers franchise record 19,772 fans pack the BankAtlantic Center to watch Florida defeat Montreal 3-1.

**JANUARY 10, 2007**

Olli Jokinen records his second hat trick of the season and third overall in a 5-2 victory over the Pittsburgh Penguins.

**JANUARY 13, 2007**

Stephen Weiss records his first career NHL hat trick in a 7-3 victory over the Washington Capitals. Weiss'

hat trick becomes the second consecutive at home by a Florida Panther. Florida also records a franchise-high 54 shots on goal in the win.

**JANUARY 16, 2007**

The Florida Panthers franchise plays their 1000th regular season game versus the Carolina Hurricanes.

**JANUARY 26, 2007**

The Panthers announce the hiring of Randy Sexton as the team's new assistant general manager.

**FEBRUARY 13, 2007**

Ed Belfour records his 76th career shutout to tie Tony Esposito for eighth on the NHL's all-time shutouts list at Montreal.

**FEBRUARY 27, 2007**

Olli Jokinen records his third hat trick of the season in a 6-5 shootout win over Washington.

**MARCH 3, 2007**

GM/Head Coach Jacques Martin coaches in his 1000th career NHL game against Tampa Bay.

**MARCH 6, 2007**

Stephen Weiss becomes the youngest Panther in franchise history to wear the "A" on his sweater when he takes the ice in Atlanta.

**MARCH 17, 2007**

Olli Jokinen records a franchise record six points (2-4-6) in one game on March 17 in an 8-5 win over the NY Islanders.

**MARCH 22, 2007**

Chris Gratton plays in his 1000th career NHL game against Ottawa.

**MARCH 27, 2007**

Ed Belfour sets a new Panthers record playing in his 27th consecutive game in net.

**APRIL 7, 2007**

Martin Gelas scores his 300th career NHL goal against Carolina.

**APRIL 26, 2007**

The Florida Panthers announce the hiring of former Panther Joe Nieuwendyk as the team's new special assistant to the general manager.

**JUNE 21, 2007**

The Panthers ink Nathan Horton to the longest contract at the time in franchise history, signing him to a six-year deal.



# ALL-TIME HISTORY

// FLORIDA PANTHERS

**JUNE 22, 2007**

Florida again pulls off a blockbuster trade at the NHL Entry Draft acquiring G Tomas Vokoun from Nashville in exchange for three draft picks. Florida also selects D Keaton Ellerby with the 10th overall pick at the 2007 NHL Entry Draft.

**JULY 1, 2007**

The Panthers are active on the first day of free agency signing Radek Dvorak, Brett McLean and Richard Zednik.

**JULY 16, 2007**

The Florida Panthers announce that the team's games will now be heard on 790 The Ticket. Also, radio play-by-play announcer Steve Goldstein becomes the team's new television play-by-play voice on FSN Florida.

**JULY 28, 2007**

The Panthers host a reunion game at the BankAtlantic Center for the "Year of the Rat", the 1996 Panthers that won the Eastern Conference Championship. At the reunion the Panthers unveil their new jerseys for the upcoming season.

**OCTOBER 4, 2007**

Florida opens its 14th season. Brett McLean scores a goal in his first game as a Panther but the Cats fall to the NY Rangers in Madison Square Garden 5-2.

**OCTOBER 24, 2007**

Panthers Captain Olli Jokinen sets two new franchise records as he records two goals against Philadelphia to record his 355th point and 158th goal as a Panther.

**NOVEMBER 28, 2007**

Panthers head coach Jacques Martin sets a new franchise record with his 84th coaching victory as Cats bench boss in a 2-1 shootout win over Washington.

**JANUARY 19, 2008**

18-year old Shawn Matthias scores his first two career NHL goals in only his second career NHL game in Washington. Matthias had made his NHL debut the night before in New Jersey.

**FEBRUARY 5, 2008**

Florida sets a franchise record for largest margin of victory as well as most goals ever scored in a road game as they defeat Toronto at the Air Canada Center 8-0 behind a Richard Zednik hat-trick.

**MARCH 2, 2008**

Panthers Craig Anderson sets a modern day NHL record by

stopping 53 shots in a 1-0 shutout, the most saves ever recorded in an NHL shutout.

**MARCH 4, 2008**

The Panthers and Craig Anderson set an NHL record by recording their second consecutive 1-0 road shutout. Anderson records his second consecutive shutout and his 93 combined saves in two games sets an NHL record.

**MARCH 16, 2008**

Florida ties two franchise records by recording their seventh consecutive victory and fifth consecutive home victory in a 3-1 win over Atlanta.

**APRIL 4, 2008**

Florida sets a new franchise record by winning their 19th road game of the season in a 4-3 win at Carolina.

**MAY 16, 2008**

The Panthers announce that Jacques Martin has agreed to a contract extension to remain solely as the team's General Manager through the 2011-12 season.

**JUNE 13, 2008**

The Panthers officially announce Peter DeBoer as the franchise's 10th head coach in team history.

**JUNE 19, 2008**

The Panthers announce they have agreed to a full affiliation with the Rochester Americans of the American Hockey League. For the past three seasons Florida had split its affiliation with Buffalo.

**JUNE 20, 2008**

Florida acquires defensemen Keith Ballard and Nick Boynton as well as a second round pick from the Phoenix Coyotes in exchange for the Panthers Olli Jokinen.

**JUNE 30, 2008**

Florida announces they have signed RW Rostislav Olesz to a franchise record-tying six-year contract.

**SEPTEMBER 2, 2008**

Florida acquires D Bryan McCabe and a fourth-round pick from Toronto in exchange for D Mike Van Ryn.

**SEPTEMBER 9, 2008**

Florida announces they have signed D Keith Ballard to a six-year contract extension beginning with the 2009-10 season.

**OCTOBER 11, 2008**

Peter DeBoer earns his first NHL head coaching victory a 3-2 win over Atlanta, a day after making his coaching debut at Carolina. Michael Frolik makes his NHL debut.

**NOVEMBER 2, 2008**

Jay Bouwmeester played his 400th career NHL game at



Atlanta.

**MARCH 7, 2009**

With his hat trick in Florida's 5-3 win against the St. Louis Blues, David Booth became the fourth Panthers player to record two hat tricks in a season.

**MARCH 28, 2009**

Cory Stillman recorded his 250th career NHL goal at Dallas. Radek Dvorak records his 500th career NHL point with an assist at Dallas.

**APRIL 11, 2009**

With his two goal effort in Florida's 7-4 win over Washington, David Booth became the sixth player in Panthers history to score at least 30 goals in a season.

**MAY 6, 2009**

Panthers announce the restructuring of hockey club's broadcast teams. Steve Goldstein will continue the television play-by-play with Bill Lindsay joining him as color analyst, and as Randy Moller will be calling the Panthers radio broadcasters 790 The Ticket.

**MAY 15, 2009**

The Panthers announced that they are to open their 2009 Training Camp in Port Hawkesbury, Nova Scotia, where they will play their first pre-season game against Ottawa on Tuesday, Sep. 15 in Halifax.

**JUNE 1, 2009**

Jacques Martin accepts head coaching position with the Montreal Canadiens. Alternate Governor Bill Torrey selected to lead the search for the club's new general manager.

**JUNE 19, 2009**

The Panthers acquire veteran center Steven Reinprecht from the Phoenix Coyotes in exchange for prospect Stefan Meyer. Reinprecht then signs a three-year deal with the team.

**JUNE 26, 2009**

Florida drafts Russian defenseman Dmitry Kulikov with their first-round pick (#14 overall) at the 2009 draft, held in Montreal.

**JUNE 27, 2009**

Florida trades former first-round pick Jay Bouwmeester to Calgary for defenseman Jordan Leopold and a third-round pick in the 2009 draft. The Panthers then use that pick (#67 overall) on speedy winger Josh Birkholz from the US-18 program.

**JULY 1, 2009**

The Panthers re-sign dynamic forward David Booth to a six-year extension and Radek Dvorak to a two-year deal and sign goaltender Scott Clemmensen (3-years) and

defenseman Ville Koistinen (2-years).

**AUGUST 31, 2009**

Robb Tallas is hired as the club's goaltending consultant.

**SEPTEMBER 13, 2009**

The Panthers open the 2009 training camp in Port Hawkesbury.

**OCTOBER 2, 2009**

Randy Sexton is named the Panthers' new General Manager and the eighth in franchise history.

**NOVEMBER 6, 2009**

Bryan McCabe plays in his 1,000th career NHL game against the Washington Capitals.

**NOVEMBER 16, 2009**

Sunrise Sports & Entertainment announces that Cliff Viner and Stu Siegel assume the roles of Co-Managing Partners of SSE, the Florida Panthers and the BankAtlantic Center. Under the new ownership structure, Viner is the club's Chairman and Alternate Governor, while Siegel is the Chief Executive Officer and NHL Governor.

**NOVEMBER 23, 2009**

Radek Dvorak plays in his 500th game as a Panther in a loss at Pittsburgh. Dvorak becomes the seventh player in franchise history to appear in 500 games with the team.

**DECEMBER 7, 2009**

Radek Dvorak plays in his 1,000th NHL game against the Edmonton Oilers.

**FEBRUARY 16-28, 2010**

Goaltender Tomas Vokoun (Czech Republic) and defenseman Dennis Seidenberg (Germany) represent their countries at the 2010 Winter Olympics in Vancouver, British Columbia.

**MARCH 9, 2010**

The Panthers collect the 500th victory in franchise history in a 3-2 shootout win over the Minnesota Wild. They also set a new franchise low for shots against in a single game (including overtime) by holding the Wild to just 11 shots.

**MARCH 20, 2010**

The Panthers unveil their new Den Of Honor prior to a game against the Buffalo Sabres. The Den of Honor commemorates key figures and events in team history as well as the growth of youth and high school hockey in South Florida. Notable Panthers alumni including Brian Skrudland, Scott Mellanby, Bill Lindsay and Paul



# ALL-TIME HISTORY

## // FLORIDA PANTHERS

Laus appear at the Den's opening.

**MARCH 21, 2010**

Stephen Weiss scores his 100th NHL goal in a 5-2 win over the Tampa Bay Lightning.

**APRIL 10, 2010**

Bryan McCabe records his 1,000th NHL point with an assist in a 4-3 loss against the Tampa Bay Lightning.

**MAY 17, 2010**

The Panthers hire Dale Tallon as the ninth General Manager in franchise history.

**JUNE 8, 2010**

The Panthers announce that, beginning with the 2010-11 NHL season, all radio broadcasts will move from ESPN Radio 790 The Ticket to 560 WQAM, which had served as the team's radio partner from 1993-2007.

**JUNE 22, 2010**

The Panthers trade centers Nathan Horton and Gregory Campbell to the Boston Bruins in exchange for defenseman Dennis Wideman and two Draft picks, including the Bruins' first round pick in the 2010 NHL Entry Draft (15th overall).

**JUNE 25, 2010**

Florida trades defenseman Keith Ballard and right wing Victor Oreskovich to the Vancouver Canucks in exchange for right wings Michael Grabner and Steve Bernier and the Canucks' first round selection in the 2010 NHL Entry Draft (25th overall)

**JUNE 25, 2010**

The Panthers own three selections in the first round of the 2010 NHL Entry Draft, held at the Staples Center in Los Angeles. With their first pick (#3 overall) they select defenseman Erik Gudbranson. They also select center Nick Bjugstad (#19 overall) and left wing Quinton Howden (#25 overall) in the first round. They make 13 selections over the two day period.

**JULY 23, 2010**

Cliff Viner takes over as General Partner, Chairman & CEO of the Florida Panthers Hockey Club and the BankAtlantic Center. Viner is now solely responsible for all decisions as it relates to SSE and all of its operating entities.

**OCTOBER 23, 2010**

The Panthers honor former President Bill Torrey by raising his jersey to the rafters. Florida goes onto win the game 4-3 over the New York Islanders.

**NOVEMBER 3, 2010**

The Panthers post a franchise record 55 shots on goal against Atlanta at the BankAtlantic Center. Two nights

later they record 50 shots on goal against Carolina. The 105 shots was the highest two-game total in the NHL since the New York Rangers posted 107 shots in two games in 1994.

**NOVEMBER 12, 2010**

Radek Dvorak becomes the franchise's all-time games played leader when he takes to the ice against Minnesota for his 574th game as a Panther, passing Robert Svehla. Dvorak finishes with 613 games before being traded to Atlanta at the trade deadline.

**FEBRUARY 3, 2011**

Cory Stillman becomes the 262nd player in NHL history to skate in 1,000 career games when he skates against Philadelphia at the BankAtlantic Center.

**APRIL 9, 2011**

The Panthers play in their 49th one-goal game of the season, a 1-0 victory over Washington to end the 2010-11 campaign. It's the most one-goal games (excluding ties) in franchise history, surpassing the 47 games in 2007-08.

**JUNE 1, 2011**

The Panthers hire former Portland Pirates (AHL) coach Kevin Dineen as the franchise's new head coach.

**JUNE 25, 2011**

The Panthers acquire All-Star defenseman Brian Campbell from the Chicago Blackhawks in exchange for Rostislav Olesz at the NHL Draft in Minnesota. Florida uses their first round pick (3rd overall) on Memorial Cup MVP Jonathan Huberdeau (Saint John) earlier that night and goes on to select 10 players overall. The Panthers cap off the momentous night when they unveil their new red home jerseys with the announcement of Huberdeau as their selection.

**JULY 1, 2011**

GM Dale Tallon is very active on the first day of free agency, signing Sean Bergenheim, Tomas Fleischmann, Marcel Goc, Ed Jovanovski, Jose Theodore, Scottie Upshall, and Nolan Yonkman while acquiring Kris Versteeg from the Flyers.

**JULY 8, 2011**

The Panthers host an introductory press conference to introduce the new players signed in free agency or acquired via trade over a week span at the end of June and beginning of July. The players present include Matt Bradley, Brian Campbell, Tomas Fleischmann, Ed Jovanovski, Tomas Kopecky, Jose Theodore, Scottie Upshall, Kris Versteeg and Nolan Yonkman.

**NOVEMBER 10, 2011**

The Panthers make their first trip to Winnipeg since 1996 and come away victorious, 5-2. Kris Versteeg tallies his first career hat trick and the only one of the



season for the Panthers.

#### NOVEMBER 21, 2011

The Panthers find themselves down three goals after the first period against the New Jersey Devils. The Comeback Cats then proceed to score two goals in the second and two more in the third to get their largest regulation comeback in franchise history.

#### JANUARY 16, 2012

Forward Stephen Weiss becomes the franchise's all-time leader in assists when he records his 232nd against Boston.

#### FEBRUARY 23, 2012

Stephen Weiss becomes the franchise's all-time leader in games played when he takes the ice against Minnesota for his 614th game. Weiss finishes the season with 637.

#### FEBRUARY 28, 2012

The Panthers jump out to a big lead against Toronto from the onset behind goals by Marcel Goc and Mike Santorelli. The quick 2-0 lead just 2:21 into the game is the fastest two goals in an away game in franchise history.

#### MARCH 11, 2012

After a 2-0 victory against the Hurricanes, the Panthers stand atop the Southeast Division at the latest point in franchise history. The previous best was March 10th, 2000.

#### MARCH 23, 2012

Defenseman Jason Garrison sets a franchise record for goals by a blueliner with his 16th against Edmonton.

#### APRIL 7, 2012

After a 12 year playoff drought spanning 10 seasons, the Panthers finally get the monkey off their back as they defeat the Hurricanes 4-1 to clinch their first Southeast Division crown.

#### APRIL 15, 2012

The Panthers win their first playoff game since April 17, 1997. Forward Stephen Weiss scores two goals in his playoff debut and Goalie Jose Theodore stops 23 shots to defeat the Devils, 4-2 in Game Two at the BankAtlantic Center

#### JUNE 22-23, 2012

In their latest first round selection since the 2000 NHL Draft (28th overall) the Panthers select D Michael Matheson from Dubuque (USHL) with the 23rd overall selection in Pittsburgh. Florida makes five selections overall.

#### SEPTEMBER 10, 2012

Sunrise Sports & Entertainment and BB&T announce a

new 10-year naming rights agreement for the home of the Panthers, the BB&T Center.

#### JANUARY 12, 2013

The NHL Players Association accepts the NHL's collective bargaining proposal, putting an end to the 113-day labor dispute that reduced the league's season from 82 to 48 games. The NHL season kicks off January 19.

#### JANUARY 16, 2013

Defenseman Ed Jovanovski named captain of the Panthers. A 17-year veteran became the seventh captain in franchise history.

#### FEBRUARY 26, 2013

Right Wing Tomas Kopecky netted his first career hat trick, recording four points (3-1-4) in a 6-4 win vs Pittsburgh.

#### MARCH 5, 2013

Jonathan Huberdeau became the first Panther to score on two penalty shots in a season, and the first rookie to do so since David Vyborny (2000-01).

#### MARCH 1, 2013

Jonathan Huberdeau was named NHL's Rookie of the





# ALL-TIME HISTORY

## // FLORIDA PANTHERS

Month. He recorded nine points (6-3-9) in 13 games leading all rookies in goal scoring with six goals.

**MARCH 5, 2013**

Markstrom won his first career home game with a 4-1 victory vs. Winnipeg. He faced 31 shots (30 saves), posting a .968 SV%.

**JUNE 15, 2013**

Jonathan Huberdeau wins the Calder Trophy selected as the rookie most proficient in his first year of competition in the NHL. Huberdeau becomes the first Panther to win the award.

**JUNE 30, 2013**

The Panthers select Aleksander Barkov with the second overall pick in the 2013 NHL Entry Draft.

**SEPTEMBER 27, 2013**

A change in the team's ownership is announced as Vincent Viola assumes the role of Principal Owner, Chairman & Governor of the Florida Panthers, with Doug Cifu being named Vice Chairman, Partner & Alternate Governor.

**NOVEMBER 8, 2013**

The Panthers hire San Antonio Rampage head coach, Peter Horachek as Interim Head Coach, replacing Kevin Dineen. John Madden and Brian Skrudland also named assistant coaches.

**JANUARY 7, 2014**

Two Cats represented the Panthers at the 2014 Sochi Winter Olympic Games. Aleksander Barkov (Finland) became the youngest Panther in franchise history to become an Olympian, collecting a bronze medal. Tomas Kopecky (Slovakia) made his second Olympic appearance after participating in the 2010 Vancouver Olympics as well.

**MARCH 3, 2014**

The Florida Panthers and SSE announce Rory Babich as the new President & CEO of the Florida Panthers and BB&T Center.

**MARCH 4, 2014**

Roberto Luongo returns to South Florida after the Cats make a trade with the Vancouver Canucks in which the Panthers acquire Luongo and Steven Anthony in exchange for Jacob Markstrom and Shawn Matthias.

**MARCH 7, 2014**

In a triumphant return to Sunrise, Roberto Luongo earns a 2-0 shutout against the Buffalo Sabres in his first game back in a Panthers sweater. Luongo made 25 saves and extended his franchise leading shutout record in the victory.

**APRIL 15, 2014**

The Panthers win the 2014 Draft Lottery securing the

first overall pick at the NHL Entry Draft for the first time since 1994. Vice President of Hockey Operations & Special Projects, Travis Viola represented the Panthers.

**JUNE 21, 2014**

The Panthers hire former Columbus Blue Jackets coach Gerard Gallant as head coach. Gallant won two QMJHL Championships (2011 & 2012) and one Memorial Cup (2011) as head coach of the Saint John Sea Dogs, where he coached Jonathan Huberdeau and was named QMJHL and Canadian Hockey League Coach of the year twice (2010 & 2011).

**JUNE 27, 2014**

The Panthers select Aaron Ekblad, first overall in the 2014 NHL Entry Draft, making him their second (first overall) draft choice by Florida in franchise's history, and the first defenseman taken first overall in eight years.

**JULY 1, 2014**

Panthers GM Dale Tallon makes a splash in the first day of Free Agency signing Dave Bolland, Jussi Jokinen, Derek MacKenzie, Willie Mitchell, Al Montoya and Shawn Thornton.

**September 3, 2014**

The Panthers sign their 2014 first overall pick Aaron Ekblad to an entry-level contract.

**October 6, 2014**

On the Panthers' team building trip in Upstate New York, Willie Mitchell is named the eighth Captain in franchise history at the top of Mt. Thorne. Dave Bolland, Brian Campbell, Derek MacKenzie and Scottie Upshall are named Assistants.

**October 17, 2014**

With a 1-0 victory over the Buffalo Sabres, Gerard Gallant earns his first win as Head Coach of the Panthers. Roberto Luongo earned the shutout to pass Patrick Roy for 13th all-time on the NHL shutout list (67).

**November 1, 2014**

Aaron Ekblad scores his first NHL goal in the Panthers 2-1 victory over the Philadelphia Flyers at BB&T Center. Ekblad's first career goal set a new team record, ranking him as the youngest defenseman in franchise history to score a goal.

**SEPTEMBER 27, 2013**

A change in the team's ownership is announced as Vincent Viola assumes the role of Principal Owner,



Chairman & Governor of the Florida Panthers, with Doug Cifu being named Vice Chairman, Partner & Alternate Governor.

NOVEMBER 8, 2013

The Panthers hire San Antonio Rampage head coach, Peter Horachek as Interim Head Coach, replacing Kevin Dineen. John Madden and Brian Skrudland also named assistant coaches.

JANUARY 7, 2014

Two Cats represented the Panthers at the 2014 Sochi Winter Olympic Games. Aleksander Barkov (Finland) became the youngest Panther in franchise history to become an Olympian, collecting a bronze medal. Tomas Kopecky (Slovakia) made his second Olympic appearance after participating in the 2010 Vancouver Olympics as well.

MARCH 3, 2014

The Florida Panthers and SSE announce Rory Babich as the new President & CEO of the Florida Panthers and BB&T Center.

MARCH 4, 2014

Roberto Luongo returns to South Florida after the Cats make a trade with the Vancouver Canucks in which the Panthers acquire Luongo and Steven Anthony in exchange for Jacob Markstrom and Shawn Matthias.

MARCH 7, 2014

In a triumphant return to Sunrise, Roberto Luongo earns a 2-0 shutout against the Buffalo Sabres in his first game back in a Panthers sweater. Luongo made 25 saves and extended his franchise leading shutout record in the victory.

APRIL 15, 2014

The Panthers win the 2014 Draft Lottery securing the first overall pick at the NHL Entry Draft for the first time since 1994. Vice President of Hockey Operations & Special Projects, Travis Viola represented the Panthers.

JUNE 21, 2014

The Panthers hire former Columbus Blue Jackets coach Gerard Gallant as head coach. Gallant won two QMJHL Championships (2011 & 2012) and one Memorial Cup (2011) as head coach of the Saint John Sea Dogs, where he coached Jonathan Huberdeau and was named QMJHL and Canadian Hockey League Coach of the year twice (2010 & 2011).

JUNE 27, 2014

The Panthers select Aaron Ekblad, first overall in the 2014 NHL Entry Draft, making him their second (first overall) draft choice by Florida in franchise's history, and the first defenseman taken first overall in eight years.

JULY 1, 2014

Panthers GM Dale Tallon makes a splash in the first day of Free Agency signing Dave Bolland, Jussi Jokinen, Derek MacKenzie, Willie Mitchell, Al Montoya and Shawn Thornton.

September 3, 2014

The Panthers sign their 2014 first overall pick Aaron Ekblad to an entry-level contract.

October 6, 2014

On the Panthers' team building trip in Upstate New York, Willie Mitchell is named the eighth Captain in franchise history at the top of Mt. Thorne. Dave Bolland, Brian Campbell, Derek MacKenzie and Scottie Upshall are named Assistants.

October 17, 2014

With a 1-0 victory over the Buffalo Sabres, Gerard Gallant earns his first win as Head Coach of the Panthers. Roberto Luongo earned the shutout to pass Patrick Roy for 13th all-time on the NHL shutout list (67).

November 1, 2014

Aaron Ekblad scores his first NHL goal in the Panthers 2-1 victory over the Philadelphia Flyers at BB&T Center. Ekblad's first career goal set a new team record, ranking him as the youngest defenseman in franchise history to score a goal.

SEPTEMBER 27, 2013

A change in the team's ownership is announced as Vincent Viola assumes the role of Principal Owner, Chairman & Governor of the Florida Panthers, with Doug Cifu being named Vice Chairman, Partner & Alternate Governor.

NOVEMBER 8, 2013

The Panthers hire San Antonio Rampage head coach, Peter Horachek as Interim Head Coach, replacing Kevin Dineen. John Madden and Brian Skrudland also named assistant coaches.

JANUARY 7, 2014

Two Cats represented the Panthers at the 2014 Sochi Winter Olympic Games. Aleksander Barkov (Finland) became the youngest Panther in franchise history





# ALL-TIME HISTORY

## // FLORIDA PANTHERS

to become an Olympian, collecting a bronze medal. Tomas Kopecky (Slovakia) made his second Olympic appearance after participating in the 2010 Vancouver Olympics as well.

December 16, 2014

Nick Bjugstad scores the game-winner in a NHL record-setting 20-round shootout to lead the Panthers to a 2-1 victory. The Panthers' shootout victory makes history in length, amount of scorers and amount of saves. The six Panthers scorers in the shootout, Jussi Jokinen, Dave Bolland, Derek MacKenzie, Sean Bergenheim, Dylan Olsen and Nick Bjugstad make the Cats the first team in history to have six scorers in a shootout. Roberto Luongo stopped 15 of the 20 shooters in the shootout, marking the most saves made by a goaltender in a shootout in NHL history.

January 4, 2015

With an assist, Aaron Ekblad earns his 21st point of the season, passing Ed Jovanovski for first all-time in points among Panthers rookie defensemen.

January 25, 2015

Aaron Ekblad and Roberto Luongo represent the Florida Panthers at the NHL All-Star Game at Nationwide Arena in Columbus, Ohio. Ekblad, the youngest player in the All-Star Game, records four points in his All-Star debut, tying a franchise record for points in an All-Star Game. Luongo makes his fourth All-Star Game appearance, second with Florida.

February 6, 2015

The Florida Panthers announce Peter Luukko as the new Executive Chairman of the Florida Panthers and BB&T Center.

February 26, 2015

The Florida Panthers acquire Jaromir Jagr from the New Jersey Devils in exchange for a 2015 second round pick. The future Hall of Famer is the active leader in games played, goals, assists, points and shots.

February 28, 2015

Jaromir Jagr makes his Panthers debut in the club's 5-3 victory over the Buffalo Sabres.

March 19, 2015

Jaromir Jagr records his 718th career goal in the Panthers 3-1 victory over the Detroit Red Wings. The goal puts Jagr at fifth on the all-time goals list, passing Phil Esposito.

March 21, 2015

In his 600th NHL game, Shawn Thornton becomes just the third player in history to play 600 games in both the NHL and AHL, while becoming the first to play 600 games in the AHL prior to reaching the NHL milestone.

April 2, 2015

In the Panthers 6-1 victory over the Carolina Hurricanes, Roberto Luongo turned aside 32 of 33 shots to earn his 400th career win, becoming only the 11th goaltender in history to do so.

April 9, 2015

Notching two points, including his 1800th career point in the Panthers 4-2 win over the Boston Bruins, Jaromir Jagr passes Ron Francis for fourth all-time in points.

April 11, 2015

Topping the New Jersey Devils 3-2 in the final game of the season, the Panthers finish 2014-15 as the league's most improved team. The Cats' 91 points marks a 25-point improvement over their 2013-14 performance.

June 26, 2015

For the second time, the Panthers host the 2015 NHL Draft at BB&T Center. In front of the hometown crowd, the Panthers select Lawson Crouse of the Kingston Frontenacs with the 11th overall pick.

July 1, 2015

The Florida Panthers acquire Reilly Smith and Marc Savard from the Boston Bruins in exchange for Jimmy Hayes.

July 15, 2015

The Panthers sign their 2015 first-round pick, Lawson Crouse to an entry-level contract.

July 29, 2015

The Panthers and 1210 ESPN Deportes announce that all 2015-16 home games will be available in Spanish via radio. Arley Londoño will serve as the official Spanish-language play-by-play announcer of the Panthers, while Octavio Sequera will serve as analyst and color commentator.

August 12, 2015

After being named Miami New Times Best Sportscaster of 2015 for his colorful radio-play-by-play, the Panthers and FOX Sports announce that "Red Deer" Randy Moller will join the FOX Sports broadcast team as Television Analyst.

August 20, 2015





The Panthers announce that Doug Plagens will be the new voice of the team's radio-play-by-play on the newly formed Florida Panthers Radio Network.

September 8, 2015

JetBlue and the Florida Panthers partner with Cure and the Dominican Republic Ministry of Tourism to visit Santo Domingo for a hospital visit and youth hockey clinic, marking the fifth consecutive offseason that the Panthers have extended their outreach in the community to the Caribbean. Among those who participate are forward Vincent Trocheck and television analyst Randy Moller.

August 24, 2015

The Panthers participate in a four-team, three-day rookie tournament hosted by the Tampa Bay Lightning at Germain Arena in Estero, Fla. The Nashville Predators and Washington Capitals prospects join Florida and Tampa Bay in the tournament.

September 15, 2015

The Panthers and Eastern Airlines unveil a customized 737-700 charter plane to serve as the main transport of the team for the upcoming season.

September 17, 2015

The Panthers re-sign 2013 Rookie of the Year Jonathan Huberdeau to a two-year contract. Huberdeau finished the 2014-15 season as the team's leading scorer, while setting personal bests in goals (15), assists (39), points (54) and games played (79).

September 22, 2015

The South Florida Sports Hall of Fame announces that former Panthers goaltender John Vanbiesbrouck (1993-98), will be inducted alongside seven other South Florida sports stars including former Miami Dolphins great Zach Thomas and "Mr. Marlin" Jeff Conine of the Florida Marlins.

October 1, 2015

Original Panther Bill Lindsay joins Doug Plagens on the Panthers Radio Network as color analyst for all Panthers home games.

October 10, 2015

The Panthers open the 2015-16 season to a sell-out crowd of 19,434 at the BB&T Center as they defeat the Philadelphia Flyers 7-1. Vincent Trocheck leads the way with four points (1-3-4), including the game's opening goal. Trocheck, Nick Bjugstad, Reilly Smith and Jussi Jokinen set a modern day record for the fastest four goals to open a season in the game's opening

6:46. The four goals also set a new franchise record for fastest four goals to start a game. Both in their first season opener with Florida, Smith and Jaromir Jagr each record two goals.

October 27, 2015

In a 4-1 win over Colorado, Roberto Luongo reaches sole possession of ninth all-time in wins, passing Grant Fuhr with his 404th career victory.

December 20, 2015

The Panthers win their fifth consecutive game defeating the Vancouver Canucks in a 5-4 shootout win. Jaromir Jagr is the second Panther to score in the game, recording his 732nd career goal to pass Marcel Dionne for sole possession of fourth all-time in goals.

December 29, 2015

Florida defeats the Montreal Canadiens 3-1 at the BB&T Center to tie a franchise record for with seven consecutive wins. The win over Montreal closes out the most successful month in franchise history, as the Panthers finished with an 11-3-0 record and tallied a league-leading 22 points. In the month of December, Aleksander Barkov led the team with 13 points, while he, Aaron Ekblad and Reilly Smith each scored five goals. The Panthers entered the month 11th in the Eastern Conference and sixth in the Atlantic Division and completed December second in the East and first in the Atlantic. Following the game vs. Montreal, Barkov was awarded the "Spacey in Space" hoodie, marking the first time the post-game award was worn by a player.

January 1, 2016

The Panthers begin the new year announcing a multi-year extension for General Manager Dale Tallon and name Portland Pirates head coach Tom Rowe the club's new Associate General Manager.

January 2, 2016

Following the news of Dale Tallon's extension, the Panthers extend Head Coach Gerard Gallant to a multi-year deal. The same day, the NHL announces that Panthers forward Jaromir Jagr has been named the Captain of the Atlantic Division team for the 2016 NHL All-Star Game. The honor for Jagr marks his 13th career All-Star Game selection.

January 3, 2016

Jaromir Jagr scores twice to lead the Panthers to their franchise record seventh consecutive home win in a 2-1 win over the Minnesota Wild. The win is Florida's ninth consecutive victory overall.



# ALL-TIME HISTORY

## // FLORIDA PANTHERS

January 6, 2016

Head Coach Gerard Gallant, defenseman Aaron Ekblad and goaltender Roberto Luongo join forward Jaromir Jagr in being named to the 2016 NHL All-Star Game in Nashville. Gallant is the only the second Panthers coach to be named to an All-Star Game, following Doug MacLean (1996, 1997). Ekblad and Luongo are named to the All-Star Game for the second consecutive season. Florida's four are the most to represent the Panthers at a single All-Star Game in history.

January 10, 2016

Florida's 2-1 win in Edmonton marks a franchise record 12th consecutive victory. The team's 12-game winning streak began with a 5-1 win on Dec. 15 in Brooklyn against the New York Islanders. During the streak the Panthers set franchise records for consecutive wins (12), home wins (7) and road wins (6).

January 22, 2016

Roberto Luongo and the Panthers shut out the reigning Stanley Cup Champion Chicago Blackhawks 3-0 at the BB&T Center. Luongo's 27 saves earned him sole possession of 11th all-time in shutouts (71) passing Lorne Chabot and Harry Lumley.

January 23, 2016

The Panthers top the reigning Eastern Conference Champion Tampa Bay Lightning 3-1 only 24 hours after defeating the defending Stanley Cup Champion Chicago Blackhawks 3-0. With the two wins, the Cats become the first team since the 1990-91 Calgary Flames to defeat the previous season's Stanley Cup finalists in consecutive nights.

January 26, 2016

In the midst of a breakout season, the Panthers extend center Aleksander Barkov to a six-year contract. 38 games into the season, Barkov has recorded 30 points (12-18-30) and recorded 14 points (6-8-14) during Florida's 12-game winning streak.

February 4, 2016

Both Jaromir Jagr and Roberto Luongo make history in Florida's 6-3 win over the Detroit Red Wings. Jagr becomes only the sixth player in NHL history to record 1,100 assists, while Luongo makes 36 saves to earn his 424th career win and pass Tony Esposito for seventh all-time. Luongo also collects a franchise-best ninth consecutive home win in the victory.

February 8, 2016

The NHL names Vincent Trocheck third star of the

week for the week ending February 7. Trocheck recorded six points (3-3-6) in three games during the week.

February 20, 2016

In a 3-1 win over the Winnipeg Jets, Jaromir Jagr once again makes NHL history. Scoring Florida's first goal, Jagr records his 741st career goal, tying Brett Hull for third all-time. Jagr strikes again with the Panthers third goal of the game, passing Hull and claiming third all-time for himself with his 742nd career goal.

February 22, 2016

The NHL names Jaromir Jagr first star of the week for the week ending February 21. During the week Jagr scored three goals in three games and became the 10th player in NHL history to appear in a game at age 44, celebrating his birthday on Feb. 15 in a 2-1 shootout win vs. Pittsburgh.

February 27, 2016

The Panthers pounce before the trade deadline acquiring forward Jiri Hudler from the Calgary Flames in exchange for a 2016 second round draft pick and a 2018 fourth round pick. The Panthers then acquired defenseman Jakob Kindl from the Detroit Red Wings for a 2017 sixth round pick and ended their trade activity for the day acquiring forward Teddy Purcell from the Edmonton Oilers in exchange for a 2016 third round pick.

February 28, 2016

Head Coach Gerard Gallant is named an assistant coach for Team North America at the 2016 World Cup of Hockey.

March 3, 2016

Earning an assist on an Erik Gudbranson goal in a 3-2 loss at Colorado, Jaromir Jagr registers his 1,850th career point tying "Mr. Hockey" Gordie Howe for third all-time in points.

March 7, 2016

With an assist on Aleksander Barkov's 20th goal of the season vs. Boston, Jaromir Jagr passes Gordie Howe with his 1,851st career point, claiming sole possession of third all-time on the NHL points list. Jagr also played in his 1,613th NHL game that night, passing Ray Bourque for ninth all-time in career games played. Despite overcoming a three-goal deficit, Florida fell 5-4 in overtime.

March 14, 2016

The NHL names Vincent Trocheck second star of the week for the week ending March 13. Trocheck



recorded six points (1-5-6) in three games during the week to earn a star of the week honors for the second time of the season.

March 19, 2016

The Panthers sell out to a franchise attendance record crowd of 20,817 as Mr. Spacey in Space himself, Kevin Spacey touches down in Sunrise. However, the Panthers fall to Detroit 5-3.

April 2, 2016

With a 4-3 win over Montreal at the BB&T Center, the Panthers surpass their franchise record for wins in a season set in 1999-00, after registering their 44th victory of 2015-16.

April 3, 2016

With Boston's 6-4 loss to Chicago, the Panthers clinch a playoff berth for the 2016 Stanley Cup Playoffs.

April 4, 2016

With a 4-3 win over Toronto at the Air Canada Centre, the Panthers reach 98 points, surpassing the 97-point franchise record set in 1999-00. The win is the 700th in franchise history.

April 5, 2016

Brian Campbell plays in his 1,000th NHL game as the Cats defeat Montreal 4-1 at the Bell Centre. The game also marks Campbell's 374th consecutive game with Florida, marking a new franchise record for consecutive games played. With the win and a Tampa Bay Lightning loss to the New York Rangers, the Panthers clinch the Atlantic Division, marking the second time in franchise history that Cats have won a division title. Florida reaches the 100 point mark for the first time in franchise history.

April 9, 2016

The Panthers name Matt Caldwell President and CEO of Sunrise Sports and Entertainment.

With a 5-2 win to close out the 2015-16 season, Roberto Luongo earns his 35th win of the season, tying his own franchise record for wins in a season set in 2005-06. The Panthers finish the season with new franchise records for wins (47) and points (103).

April 14, 2016

The Cats kick off the 2016 Stanley Cup Playoffs with game one of the Eastern Conference quarterfinals against the New York Islanders. Florida falls 5-4 in game one.

April 15, 2016

The Panthers get their first win of the postseason and their first since April 21, 2012, topping the Islanders 3-1. Roberto Luongo makes 41 saves to earn first star of the game honors.

April 17, 2016

Reilly Smith becomes the first Panthers player to record three consecutive multi-point games in the playoffs after he posted three points (1-2-3) in Florida 4-3 overtime loss to the Islanders in game three of the 2016 Eastern Conference quarterfinals.

April 30, 2016

Center Aleksander Barkov is named a finalist for the 2016 Lady Byng Memorial Trophy joining Boston's Loui Eriksson and Los Angeles' Anze Kopitar.

May 1, 2016

Forward Jaromir Jagr is named a finalist for the 2016 Bill Masterton Memorial Trophy joining Pittsburgh Penguins forward Pascal Dupuis and New York Rangers forward Mats Zuccarello.

May 5, 2016

The ageless wonder Jaromir Jagr re-signs with Florida for another season after leading the team with 66 points (27-39-66) in 79 games. The very same day, head coach Gerard Gallant is named a finalist for the 2016 Jack Adams Trophy joining Dallas' Lindy Ruff and Washington's Barry Trotz.

May 16, 2016

The Panthers announce that executive vice president and general manager Dale Tallon has been promoted to President of Hockey Operations, and that associate general manager Tom Rowe has been promoted to general manager. Rowe becomes the 10th general manager in franchise history. Eric Joyce and Steve Verier are named assistant general managers.

May 23, 2016

The Panthers announce an American Hockey League affiliation with Springfield Hockey, LLC following the company's purchase and relocation of the Portland Pirates. The team will play their home games at the MassMutual Center in Springfield, Mass. Panthers Assistant GM Eric Joyce will serve as Springfield's General Manager.

May 25, 2016

The Panthers make their first trade of the offseason acquiring forward Jared McCann, a 2016 second round pick (33rd overall) and a 2016 fourth round pick (94th overall) from Vancouver in exchange for defenseman Erik Gudbranson and a 2016 fifth round pick (previously



# ALL-TIME HISTORY

## // FLORIDA PANTHERS

acquired from the New York Islanders).

June 2, 2016

A new era in Sunrise begins as the Panthers reveal their new logo, as well as their new uniforms at an unveil party at the BB&T Center. Owners Vinnie Viola and Doug Cifu are joined onstage by John Viola, who assisted in designing the new look. Panthers players Aaron Ekblad, Steven Kampfer, Shawn Thornton and Vincent Trocheck model the new uniforms and are joined by Panthers alumni Radek Dvorak, Olli Jokinen, Ed Jovanovski and Bill Lindsay. The new shield logo displays a more stoic and mature Panther at the center with "Panthers" written across the shield for home uniforms and "Florida" written across for the roads. The new logo borrows inspiration from the 101st Airborne Division. Replacing the leaping cat, the new shield marks the first major change to the team's primary logo since the inception of the team in 1993. Other changes include a new secondary logo with a prowling Panther over a stylized Florida state flag. A tertiary logo includes a modernized version of the leaping cat and will be worn on the player's helmets.

June 6, 2016

Adam Fullerton is named the new General Manager of the BB&T Center. Fullerton previously served as Director of Arena Operations.

June 7, 2016



The Panthers announce that Dave Barr will join the team's coaching staff as Associate Coach for the upcoming season and that Scott Allen will serve as an Assistant Coach.

June 15, 2016

The Panthers new AHL affiliate in Springfield, Mass., announces that the team will be called the Springfield Thunderbirds.

June 16, 2016

Panthers pro scout Peter Mahovich is named Special Advisor to Ownership.

June 17, 2016

The Panthers announce that Jason Bukala and Toby O'Brien are the team's new Co-Directors of Amateur Scouting and that Al Tuer will be the team's new head pro scout. Bukala spent the previous five seasons as Florida's assistant head amateur scout, while Tuer spent the previous six seasons as a pro scout for the Panthers.

June 20, 2016

The Panthers acquire the negotiating rights for pending unrestricted free agent defenseman Keith Yandle from the New York Rangers in exchange for a 2016 sixth round pick and a conditional 2017 draft pick.

June 22, 2016

Jaromir Jagr is awarded the Bill Masterton Memorial Trophy at the 2016 NHL Awards in Las Vegas. Jagr is the first Panther to receive this honor. Gerard Gallant finished second in voting for the Jack Adams Award, while Aleksander Barkov finished second in voting for the Lady Byng.

June 24, 2016

Florida has a busy first day of the 2016 NHL Draft in Buffalo as All-Star defenseman Keith Yandle officially becomes a Panther, signing a seven-year contract with the club. With their first round pick, the Cats select Finnish center Henrik Borgstrom 23rd overall. Borgstrom is committed to the University of Denver.

June 25, 2016

Early into day two of the 2016 NHL Draft the Panthers acquire defenseman Mark Pysyk, a 2016 second round pick (38th overall) and 2016 third round pick (89th overall) from Buffalo in exchange for defenseman Dmitry Kulikov and Florida's 2016 second round pick (33rd overall), previously acquired from Vancouver. With the two picks acquired from Buffalo the Panthers select forward Adam Mascherin (38th) and



defenseman Linus Nassen (89th overall). The Panthers also select defenseman Riley Stillman in the fourth round (114th overall) on the second day of the draft. Riley, an alum of the Jr. Panthers is the son of former Panthers winger Cory Stillman.

July 1, 2016

On the first day of free agency Florida is one of the busiest teams in the league, locking up All-Star defenseman Aaron Ekblad to an eight year contract extension. The Cats also announce the signings of goaltender James Reimer to a five-year contract, forwards Colton Sceviour and Jonathan Marchessault to two-year contracts and defenseman Ian McCoshen to a three-year, entry-level contract.

July 2, 2016

The Panthers continue to add to their blueline signing free-agent defenseman Jason Demers to a five-year contract.

July 3, 2016

The Panthers continue to secure their future re-signing two of their young core players. The Panthers lock up both center Vincent Trocheck to a six-year contract and forward Reilly Smith to a five-year contract. Trocheck finished the 2015-16 season with a career-high 25 goals, 28 assists and 53 points in 76 games. Smith finished the season with a career-high 25 goals and 50 points in 82 games.

July 6, 2016

Florida continues their summer of signings as they extend veteran center Derek MacKenzie to a two-year contract extension.

July 20, 2016

The Panthers continue their partnership with their flagship radio partner CBS RADIO's 560 WQAM, signing a multi-year contract extension.

Aug. 25, 2016

The Panthers acquire a 2017 3rd round pick and a 2018 2nd round pick from the Arizona Coyotes in exchange for forwards Dave Bolland and Lawson Crouse.

Sept. 7, 2016

The Panthers announce that they have signed F Jonathan Huberdeau to a six-year contract extension.

October 8, 2016

The Panthers host the New Jersey Devils at West Point for their final 2016 preseason game. Tate Rink is the host site for the game as it marks the first NHL game played

at the U.S. Military Academy. Florida won the game 4-2.

October 9, 2016

At West Point, the Panthers name Derek MacKenzie the ninth team captain in franchise history. Aaron Ekblad and Jussi Jokinen are named the club's alternate captains.

Rowe becomes coach

November 28, 2016

Head Coach Gerard Gallant is relieved of his duties after a 9-9-1 start to the season. GM Tom Rowe is named interim head coach.

December 20, 2016

Jaromir Jagr records three assists in Florida's 4-3 shootout win over the Buffalo Sabres. Jagr's three assists tie him with Mark Messier for second all-time in NHL scoring with 1,887 career points.

December 22, 2016

Two days after tying Mark Messier for second all-time in points, Jagr passes the Hall of Famer with an assist against the Boston Bruins at 13:20 of the third period. Aleksander Barkov records the goal on the play. The game is stopped as Jagr is presented a gold stick from the Panthers organization by captain Derek MacKenzie to honor his monumental achievement. Video messages from Hall of Famers including Messier and Wayne Gretzky are played to congratulate Jagr.

January 9, 2017

Roberto Luongo made 28 saves on 28 shots in Florida's 3-0 win over the New Jersey Devils at Prudential Center to earn his 448th career win and pass Terry Sawchuk for fifth all-time in league history for wins. His shutout performance marked the 73rd of his NHL career.

January 27, 2017

The NHL names Jaromir Jagr to the League's centennial list of 100 greatest players of all-time. Panthers television color analyst and Hockey Hall of Famer Denis Potvin is named to the list as well.

January 29, 2017

Representing the Atlantic Division and the Panthers, Cats forward Vincent Trocheck suits up in his first career NHL All-Star Game. At the Staples Center in Los Angeles, Calif., Trocheck participates in the fastest skater competition at the NHL All-Star Skills Competition the day before.



# ALL-TIME HISTORY

## // FLORIDA PANTHERS

February 18, 2017

The Panthers top the Los Angeles 3-2 at the Staples Center to win their first game in LA since Nov. 27, 2002. Jonathan Huberdeau, Jussi Jokinen and Aleksander Barkov light the lamp for the Cats in the win.

February 20, 2017

Vincent Trocheck scores with five seconds remaining in the third period to win the game for the Panthers with a 2-1 final over the St. Louis Blues at Scottrade Center. With the win the Panthers complete a franchise-best road trip with five consecutive wins. On the trip the Panthers top Nashville, San Jose, Anaheim, Los Angeles and St. Louis.

March 25, 2017

In the biggest margin of victory in a home game in franchise history, as well as the largest shutout victory in franchise history, the Panthers pounce on the Blackhawks with a 7-0 win. James Reimer plays a perfect game, making 25 saves to earn his first shutout with the Panthers. Jonathan Marchessault explodes with a natural hat trick, earning his first career three-goal game and becoming the first Panther to score a hat trick on BB&T Center ice since Feb. 26, 2013 (Tomas Kopecky) and the first to post a natural hat trick since Oct. 30, 2009 (Steve Reinprecht).

April 3, 2017

Jonathan Marchessault becomes the first Panther since David Booth (2008-09) to record 30 goals in a season as he nets his 30th tally of 2016-17 against the Montreal Canadiens. His 30 goals are the most he has amassed at any level in his professional career.

April 8, 2017

Shawn Thornton plays his final NHL game in Florida's 3-0 win over the Buffalo Sabres at BB&T Center. The veteran forward is voted first star of the game by the local media as his teammates stay on the ice to congratulate him on the honor and a successful career. Following the game, Thornton tosses his skates into his nearby wastebasket. The skates are later auctioned off for his Foundation for \$2,500.

April 9, 2017

24 hours after posting a 3-0 shutout over the Buffalo Sabres in Sunrise, James Reimer registers another shutout with a 2-0 win over the Washington Capitals at Verizon Center. Reimer's two shutouts in two days made him the first goaltender in franchise history to accomplish the feat.

April 10, 2017

President of Hockey Operations Dale Tallon is re-named General Manager of the Panthers. Tom Rowe is relieved of his duties as Interim Head Coach/General Manager and is named Special Advisor to the General Manager.

June 1, 2017

Tallon makes his first move as reinstated GM as he signs Liiga's leading scorer, Henrik Haapala of Tampere Tappara and Panthers 2016 sixth round pick Maxim Mamin of CSKA Moscow (KHL). Haapala posted 60 points (15-45-60) in 51 games en route to a second consecutive Liiga Championship. Mamin, a former KHL rookie of the year finished the 2016-17 campaign with career-highs in goals (12), assists (13) and points (25).

June 12, 2017

Bob Boughner is named the 15th head coach in franchise history. The 46-year old former NHL defenseman previously served as assistant coach of the San Jose Sharks (2015-17) and Columbus Blue Jackets (2010-11). Owner and President of the Windsor Spitfires (OHL), Boughner won two consecutive Memorial Cups (2009, 2010) and coach of the year titles (2007-08, 2008-09).

June 14, 2017

Former Panthers captain Bryan McCabe is promoted from his position of director of player development to director of player personnel.

June 21, 2017

The Vegas Golden Knights announce their selections from the 2017 Expansion Draft. Vegas selects forward Jonathan Marchessault as the Panthers trade forward Reilly Smith to the new franchise and receive a 2018 fourth round pick in return.

June 22, 2017

Dale Tallon announces that Hockey Hall of Fame defenseman Chris Pronger is named the Panthers new Senior Advisor to the President of Hockey Operations. The former Stanley Cup champion and league MVP will work alongside Tallon after spending the previous three seasons working for the NHL Department of Player Safety.

June 23, 2017

On the first day of the 2017 NHL Draft, the Panthers select right wing Owen Tippett with the 10th overall pick. Tippett led the Mississauga Steelheads of the Ontario Hockey League with 44 goals and 75 points in 2016-17. Prior to the Draft, former New York Islanders Head Coach Jack Capuano is announced as the Panthers new associate coach.





June 24, 2017

On day two of the NHL Draft, the Panthers select forward Aleks Heponiemi (Swift Current, WHL) in the second round, defenseman Max Gildon (USNTDP) in the third round, defenseman Tyler Inamoto (USNTDP) in the fifth round and forward Sebastian Repo (Tampere, Liiga) in the sixth round. The same day the Panthers announce former Kingston Frontenacs Head Coach Paul McFarland as the club's new assistant coach.

June 27, 2017

The Panthers begin the on-ice sessions of their annual Development Camp at the Panthers IceDen in Coral Springs. All five of Florida's 2017 draft picks are present.

July 1, 2017

On the first day of Free Agency, Dale Tallon and his team are aggressive, signing 2007 Panthers third round pick and KHL standout Evgenii Dadonov, veteran goal scorer Radim Vrbata and hardnosed forward Micheal Haley. Aside from adding new players, the Panthers re-sign defenseman Alex Petrovic to a one-year contract before announcing the buy out of forward Jussi Jokinen. Florida also signs five players to two-way contracts, including former Cats 2010 second round pick Connor Brickley.









# PLAYOFF RECORDS



# PLAYOFF HISTORY (ALL-TIME)

// FLORIDA PANTHERS

## 1996 EASTERN CONFERENCE QUARTERFINALS

DATE	OPPONENT	RESULT	SCORE	ATTENDANCE	GOALS
4/17	Boston	W	6-3	14,703*	Sheppard (2), Hough, Hull, <u>Woolley</u> ,
4/22	Boston	W	6-2	14,703*	Jovanovski, Sheppard, <u>Lowry</u> (2),
4/24	@ Boston	W	4-2	14,922	Hull (2), Mellanby, <u>Hough</u>
4/25	@ Boston	L	2-6	14,810	Lindsay, Sheppard
4/27	Boston	W	4-3	14,703*	Skrudland, Laus, Lowry, <u>Lindsay</u>

## 1996 EASTERN CONFERENCE SEMIFINALS

DATE	OPPONENT	RESULT	SCORE	ATTENDANCE	GOALS
5/2	@ Philadelphia	W	2-0	17,380	<u>Barnes</u> , Lowry
5/4	@ Philadelphia	L	2-3	17,380	Sheppard, Lowry
5/7	Philadelphia	L	1-3	14,703*	Laus
5/9	Philadelphia	W-OT	4-3	14,703*	Niedermayer (2), Barnes, <u>Lowry</u>
5/12	@ Philadelphia	W-2OT	2-1	17,380	Barnes, <u>Hough</u>
5/14	Philadelphia	W	4-1	14,703*	Lindsay, <u>Niedermayer</u> , Lowry,
	Garpenlov				

## 1996 EASTERN CONFERENCE FINALS

DATE	OPPONENT	RESULT	SCORE	ATTENDANCE	GOALS
5/18	@ Pittsburgh	W	5-1	17,355	Lowry (2), <u>Fitzgerald</u> (2), Mellanby
5/20	@ Pittsburgh	L	2-3	17,181	Sheppard, Lindsay
5/24	Pittsburgh	W	5-2	14,703*	Sheppard, Dvorak, <u>Barnes</u> (2), Straka
5/26	Pittsburgh	L	1-2	14,703*	Lowry
5/28	@ Pittsburgh	L	0-3	17,355	
5/30	Pittsburgh	W	4-3	14,703*	Mellanby, Lindsay, Straka,
	<u>Niedermayer</u>				
6/1	@ Pittsburgh	W	3-1	17,355	Hough, <u>Fitzgerald</u> , Garpenlov

## 1996 STANLEY CUP FINALS

DATE	OPPONENT	RESULT	SCORE	ATTENDANCE	GOALS
6/4	@ Colorado	L	1-3	16,061	Fitzgerald
6/6	@ Colorado	L	1-8	16,061	Barnes
6/8	Colorado	L	2-3	14,703*	Sheppard, Niedermayer
6/10	Colorado	L-3OT	0-1	14,703*	

## 1997 EASTERN CONFERENCE QUARTERFINALS

DATE	OPPONENT	RESULT	SCORE	ATTENDANCE	GOALS
4/17	NY Rangers	W	3-0	14,703*	<u>Garpenlov</u> , Muller, Niedermayer
4/20	NY Rangers	L	0-3	14,703*	
4/22	@ NY Rangers	L-OT	3-4	18,200	Garpenlov, Sheppard, Svehla
4/23	@ NY Rangers	L	2-3	18,200	Niedermayer, Nemirovsky
4/25	NY Rangers	L-OT	2-3	14,703*	Hough, Sheppard

## 2000 EASTERN CONFERENCE QUARTERFINALS

DATE	OPPONENT	RESULT	SCORE	ATTENDANCE	GOALS
4/13	@ New Jersey	L	3-4	15,024	Niedermayer, Worrell, Sillinger
4/16	@ New Jersey	L	1-2	17,206	Sillinger
4/18	New Jersey	L	1-2	19,250*	Whitney
4/20	New Jersey	L	1-4	19,250*	Bure



## 2012 EASTERN CONFERENCE QUARTERFINALS

DATE	OPPONENT	RESULT	SCORE	ATTENDANCE
4/13	New Jersey	L	2-3	19,119*
4/15	New Jersey	W	4-2	19,248*
4/17	@New Jersey	W	4-3	17,625
4/19	@New Jersey	L	0-4	17,625
4/21	New Jersey	W	3-0	19,513*
4/24	@New Jersey	L-OT	2-3	17,625
4/26	New Jersey	L-2OT	2-3	19,313*

GOALS  
 Bergenheim, Versteeg  
 Weiss (2), Goc, Fleischmann  
 Bergenheim, Garrison, Weaver,

Versteeg, Upshall, Kopecky  
 Versteeg, Bergenheim  
 Weiss, Goc

\*=Home Sellout Underline=GWG

## 2016 EASTERN CONFERENCE QUARTERFINALS

DATE	OPPONENT	RESULT	SCORE	ATTENDANCE
4/14	NY Islanders	L	4-5	17,422
4/15	NY Islanders	W	3-1	18,373
4/17	@ NY Islanders	L	3-4 (OT)	15,795
4/20	@ NY Islanders	W	2-1	15,795
4/22	NY Islanders	L	1-2(2OT)	20,247*
4/24	@ NY Islanders	L	1-2(2OT)	15,795

GOALS  
 Purcell, Jokinen, Smith (2)  
 Smith, Bjugstad, Kulikov  
 Smith, Barkov, Bjugstad  
 Purcell, Petrovic  
 Barkov  
 Huberdeau

\*=Home Sellout Underline=GWG

## PANTHERS 1996 PLAYOFF SCORING

NO	NAME	GP	G	A	PTS	PIM	+/-	PP	SH	GW	GT	SHOTS	PTG
10	Lowry	22	10	7	17	39	8	4	0	2	1	45	22.2
26	Sheppard	21	8	8	16	0	4	3	0	0	0	47	17.0
14	Barnes	22	6	10	16	4	10	2	0	2	0	57	10.5
11	Lindsay	22	5	5	10	18	6	0	1	1	0	33	15.2
27	Mellanby	22	3	6	9	44	-10	2	0	0	0	57	5.3
55	*Jovanovski	22	1	8	9	52	2	0	0	0	0	51	2.0
44	Niedermayer	22	5	3	8	12	-8	2	0	2	0	48	10.4
21	Fitzgerald	22	4	4	8	34	3	0	0	2	0	31	12.9
6	Woolley	13	2	6	8	14	3	1	0	1	0	27	7.4
3	Laus	21	2	6	8	62	3	0	0	0	0	18	11.1
29	Garpenlov	20	4	2	6	8	-2	0	0	0	0	35	11.4
24	Svehla	22	0	6	6	32	3	0	0	0	0	38	.0
18	Hough	22	4	1	5	8	5	0	0	2	1	38	10.5
12	Hull	14	3	2	5	0	4	0	0	0	0	18	16.7
28	Straka	13	2	2	4	2	-2	0	0	0	0	20	10.0
9	*Dvorak	16	1	3	4	0	2	0	0	0	0	36	2.8
20	Skrudland	21	1	3	4	18	6	0	0	0	0	27	3.7
5	Murphy	14	0	4	4	6	1	0	0	0	0	53	.0
2	Carkner	22	0	4	4	10	8	0	0	0	0	15	.0
23	Warrener	21	0	3	3	10	3	0	0	0	0	14	.0
40	*Washburn	1	0	1	1	0	0	0	0	0	0	0	.0
34	Vanbiesbrouck	22	0	1	1	20	0	0	0	0	0	0	.0
25	Smith	1	0	0	0	2	-1	0	0	0	0	0	.0
30	Fitzpatrick	2	0	0	0	0	0	0	0	0	0	0	.0

SW#	GOALTENDERS	GP	W	L	GAA	MINS	EN	SO	GA	SA	SV%	G	A	PIM
34	Vanbiesbrouck	22	12	10	2.25	1332	1	1	50	735	.932	0	1	20
30	Fitzpatrick	2	0	0	6.00	60	0	0	6	30	.800	0	0	0
	TOTALS	22	12	10	2.45	1392	1	1	56	765	.926	0	1	20



# PLAYOFF HISTORY (ALL-TIME)

// FLORIDA PANTHERS

## PANTHERS 1997 PLAYOFF SCORING

NO	NAME	GP	G	A	PTS	PIM	+/-	PP	SH	GW	GT	SHOTS	PCTG
24	Svehla	5	1	4	5	4	-4	1	0	0	0	13	7.7
5	Murphy	5	0	5	5	4	0	0	0	0	0	18	.0
44	Niedermayer	5	2	1	3	6	-1	1	0	0	0	5	40.0
9	Muller	5	1	2	3	4	-3	1	0	0	0	20	5.0
29	Garpenlov	4	2	0	2	4	0	2	0	1	0	6	33.3
26	Sheppard	5	2	0	2	0	-4	1	0	0	0	12	16.7
27	Mellanby	5	0	2	2	4	-1	0	0	0	0	6	.0
15	*Nemirovsky	3	1	0	1	0	-2	0	0	0	0	4	25.0
18	Hough	5	1	0	1	2	-2	0	0	0	0	10	10.0
11	Lindsay	3	0	1	1	8	0	0	0	0	0	4	.0
21	Fitzgerald	5	0	1	1	0	-1	0	0	0	0	14	.0
3	Laus	5	0	1	1	4	-3	0	0	0	0	6	.0
23	Wells	3	0	0	0	0	-1	0	0	0	0	1	.0
19	Dvorak	3	0	0	0	0	0	0	0	0	0	1	.0
28	Straka	4	0	0	0	0	-2	0	0	0	0	2	.0
2	Carkner	5	0	0	0	6	-3	0	0	0	0	7	.0
12	Hull	5	0	0	0	0	-1	0	0	0	0	12	.0
10	Lowry	5	0	0	0	0	-3	0	0	0	0	8	.0
34	Vanbiesbrouck	5	0	0	0	0	0	0	0	0	0	0	.0
55	Jovanovski	5	0	0	0	4	-4	0	0	0	0	7	.0
7	Warrener	5	0	0	0	0	0	0	0	0	0	5	.0

SW#	GOALTENDERS	GP	W	L	GAA	MINS	EN	SO	GA	SA	SV%	G	A	PIM
34	Vanbiesbrouck	5	1	4	2.38	328	0	0	1	13	184	.929	0	0
	TOTALS	5	1	4	2.37	329	0	0	1	13	184	.929	0	0

## PANTHERS 2000 PLAYOFF SCORING

NO	NAME	GP	G	A	PTS	PIM	+/-	PP	SH	GW	GT	SHOTS	PCTG
10	Bure	4	1	3	4	2	-3	1	0	0	0	15	6.7
16	Sillinger	4	2	1	3	2	-1	0	0	0	0	7	28.6
14	Whitney	4	1	0	1	4	-2	0	0	0	0	17	5.9
44	Niedermayer	4	1	0	1	6	-1	0	0	0	0	5	20.0
8	Worrell	4	1	0	1	8	-2	0	0	0	0	6	16.7
27	Mellanby	4	0	1	1	2	0	0	0	0	0	4	.0
2	Pitlick	4	0	1	1	0	0	0	0	0	0	2	.0
24	Svehla	4	0	1	1	4	0	0	0	0	0	4	.0
12	Hicks	4	0	1	1	4	-1	0	0	0	0	4	.0
25	Kozlov	4	0	1	1	0	-3	0	0	0	0	6	.0
21	Parrish	4	0	1	1	0	-2	0	0	0	0	5	.0
9	Barrie	4	0	0	0	0	-1	0	0	0	0	3	.0
29	Vernon	4	0	0	0	10	0	0	0	0	0	0	.0
4	Hedican	4	0	0	0	0	1	0	0	0	0	5	.0
3	Laus	4	0	0	0	8	0	0	0	0	0	5	.0
7	Wilson	4	0	0	0	0	-5	0	0	0	0	1	.0
22	Simpson	4	0	0	0	4	-4	0	0	0	0	2	.0
13	Kvasha	4	0	0	0	0	0	0	0	0	0	6	.0
28	Spacek	4	0	0	0	0	-1	0	0	0	0	7	.0

SW#	GOALTENDERS	GP	W	L	GAA	MINS	EN	SO	GA	SA	SV%	G	A	PIM
29	Vernon	4	0	4	3.04	237	0	0	0	12	136	.912	0	0
	TOTALS	4	0	4	3.00	240	0	0	0	12	136	.912	0	0



## PANTHERS 2012 PLAYOFF SCORING

NO	NAME	GP	G	A	PTS	PIM	+/-	PP	SH	GW	GT	SHOTS	PCTG
20	Bergenheim	7	3	3	6	4	-2	1	0	0	0	24	12.5
9	Weiss	7	3	2	5	6	0	3	0	0	0	12	25.0
32	Versteeg	7	3	2	5	8	2	2	0	1	0	18	16.7
57	Goc	7	2	3	5	0	0	1	0	1	0	14	14.3
51	Campbell	7	1	4	5	2	-2	1	0	1	0	9	11.1
26	Samuelsson	7	0	5	5	2	-1	0	0	0	0	14	0.0
14	Fleischmann	7	1	2	3	2	0	0	0	0	0	13	7.7
52	Garrison	4	1	2	3	0	-2	1	0	0	0	12	8.3
19	Upshall	7	1	2	3	4	-1	0	0	0	0	9	11.1
43	Weaver	7	1	0	1	0	-1	0	0	0	0	6	16.7
82	Kopeccky	7	1	0	1	4	-3	0	1	0	0	10	10.0
7	Kulikov	7	0	1	1	4	-4	0	0	0	0	15	.0
18	Matthias	7	0	1	1	6	-2	0	0	0	0	9	.0
25	Smithson	5	0	1	1	2	-2	0	0	0	0	1	.0
23	Strachan	2	0	1	1	0	2	0	0	0	0	0	.0
30	Clemmensen	3	0	1	1	0	0	0	0	0	0	0	.0
55	Jovanovski	7	0	0	0	4	-1	0	0	0	0	7	.0
44	*Gudbranson	7	0	0	0	8	-2	0	0	0	0	5	.0
10	Madden	7	0	0	0	0	-3	0	0	0	0	5	.0
16	Sturm	7	0	0	0	4	-3	0	0	0	0	8	.0
8	Wolski	2	0	0	0	4	-1	0	0	0	0	4	.0
4	Ellerby	1	0	0	0	2	0	0	0	0	0	0	.0
60	Theodore	5	0	0	0	0	0	0	0	0	0	0	.0

SW#	GOALTENDERS	GP	W	L	GAA	MINS	EN	SO	GA	SA	SV%	G	A	PIM
60	Theodore	5	2	2	2.46	268	0	0	1	11	135.919	0	0	0
30	Clemmensen	3	1	2	2.35	179	0	0	7	88.920	0	1	0	0
	TOTALS	8	3	4	2.42	447	0	1	18	223.919	0	1	0	0

## PANTHERS 2016 PLAYOFF SCORING

PLAYER	GP	G	A	PTS	+/-	PIM	PPG	SHG	S	SPCT
Reilly Smith,	6	4	4	8	7	0	0	0	24	16.7
Alex Petrovic,	6	1	3	4	5	4	0	0	7	14.3
Nick Bjugstad,	5	2	2	4	6	2	0	0	21	9.5
Jussi Jokinen,	6	1	3	4	5	4	1	0	7	14.3
Dmitry Kulikov	6	1	3	4	4	4	0	0	10	10
Jonathan Huberdeau,	6	1	2	3	1	10	0	0	34	2.9
Aleksander Barkov	2	1	3	-2	2	0	0	28	7.1	
Teddy Purcell	6	2	0	2	-3	0	1	0	12	16.7
Jaromir Jagr	6	0	2	2	-2	4	0	0	20	0
Derek MacKenzie	6	0	1	1	-1	4	0	0	9	0
Brian Campbell	6	0	1	1	-3	0	0	0	8	0
Jiri Hudler	6	0	1	1	-2	4	0	0	5	0
Garrett Wilson	6	0	1	1	-1	4	0	0	4	0
Vincent Trocheck,	0	1	1	1	0	0	0	3	0	0
Aaron Ekblad	6	0	1	1	0	0	0	0	14	0
Michael Matheson,	0	1	1	1	0	0	0	8	0	0
Rocco Grimaldi	2	0	0	0	-1	2	0	0	2	0
Logan Shaw	3	0	0	0	-2	0	0	0	9	0
Gregg McKeeg	1	0	0	0	0	2	0	0	1	0
Erik Gudbranson,	6	0	0	0	-2	2	0	0	7	0
Jakub Kindl	1	0	0	0	-1	0	0	0	0	0
Shawn Thornton	4	0	0	0	0	2	0	0	2	0

PLAYER	GP	W	L	OTL	GAA	TOI	SV	SV%
Roberto Luongo	6	2	4	0	2.05	438:20	212	.934



# PLAYOFF LEADERS (ALL-TIME)

// FLORIDA PANTHERS

PLAYER	GOALS
Dave Lowry .....	10
Ray Sheppard .....	10
Rob Niedermayer .....	8
Stu Barnes .....	6
Johan Garpenlov .....	6

PLAYER	ASSISTS
Robert Svehla .....	11
Stu Barnes .....	10
Scott Mellanby .....	9
Gord Murphy .....	9
Ray Sheppard .....	8
Ed Jovanovski .....	8

PLAYER	POINTS
Ray Sheppard .....	18
Dave Lowry .....	17
Stu Barnes .....	16
Scott Mellanby .....	12
Rob Niedermayer .....	12
Robert Svehla .....	12

PLAYER	GAMES
Ed Jovanovski .....	34
Scott Mellanby .....	31
Robert Svehla .....	31
Rob Niedermayer .....	31
Paul Laus .....	30

PLAYER	PIM
Paul Laus .....	74
Ed Jovanovski .....	60
Scott Mellanby .....	50
Robert Svehla .....	40
Dave Lowry .....	39

PLAYER	POWER-PLAY GOALS
Dave Lowry .....	4
Ray Sheppard .....	4
Rob Niedermayer .....	3
Stephen Weiss .....	3

PLAYER	SHORT-HANDED GOALS
Tomas Kopecky .....	1
Bill Lindsay .....	1

PLAYER	GAME-WINNING GOALS
Stu Barnes .....	2
Tom Fitzgerald .....	2
Mike Hough .....	2
Dave Lowry .....	2
Rob Niedermayer .....	2

LEFT WINGS	G	A	PTS
Dave Lowry .....	10	7	17
Bill Lindsay .....	5	6	11

CENTERS	G	A	PTS
Stu Barnes .....	6	10	16
Rob Niedermayer .....	8	4	12

RIGHT WINGS	G	A	PTS
Ray Sheppard .....	10	8	18
Scott Mellanby .....	3	9	12

DEFENSEMEN	G	A	PTS
Robert Svehla .....	1	11	12
Paul Laus .....	2	7	9
Ed Jovanovski .....	1	8	9
Gord Murphy .....	0	9	9

GOALTENDER	GAMES
John Vanbiesbrouck .....	27
Roberto Luongo .....	6
Jose Theodore .....	5
Mike Vernon .....	4
Scott Clemmensen .....	3

WINS	
John Vanbiesbrouck .....	13

SHUTOUTS	
John Vanbiesbrouck .....	2
Jose Theodore .....	1

GOALS-AGAINST AVERAGE	
Roberto Luongo .....	2.05
John Vanbiesbrouck .....	2.28
Scott Clemmensen .....	2.34
Jose Theodore .....	2.46
Mike Vernon .....	3.04



# PLAYOFF HISTORY (TEAM:PERIOD)

## // FLORIDA PANTHERS

### MOST

GOALS – 3 – Several times. MR: (2nd per.) vs. NY Rangers (4/17/97)

GOALS AGAINST – 4 – (1st per.) at Colorado (6/6/96)

GOALS BOTH TEAMS – 5 – 3 times (1st per.) at New Jersey (4/17/12), (2nd per.) vs. Boston (4/22/96) and (1st per.) at Colorado (6/6/96)

PENALTY MINUTES – 39 – (1st per.) vs. Boston (4/22/96)

PENALTY MINUTES BY OPPONENT – 35 – (1st per.) vs. Boston (4/22/96)

PENALTY MINUTES BY BOTH TEAMS – 74 – (1st per.) vs. Boston (4/22/96)

SHOTS ON GOAL AT HOME – 23 – (3rd per.) vs. Pittsburgh (5/24/96)

SHOTS ON GOAL ON ROAD – 15 – (2nd per.) at Colorado (6/6/96)

SHOTS AGAINST AT HOME – 26 – (1st per.) vs. New Jersey (4/13/12)

SHOTS AGAINST ON ROAD – 17 – Twice (1st per.) at Philadelphia (5/4/96) and (1st per.) at Pittsburgh (5/28/96)

POWER-PLAY GOALS – 2 – 5 times (3rd per.) vs. New Jersey (4/26/12), (2nd per.) at New Jersey (4/17/12), (2nd per.) vs. Boston (4/17/96), (2nd per.) vs. NY Rangers (4/17/97) and (2nd per.) at NY Rangers (4/22/97)

POWER-PLAY GOALS AGAINST – 3 – (1st per.) at Colorado (6/6/96)

SHORT-HANDED GOALS – 1 – Twice (3rd per.) vs. New Jersey (4/21/12) and (1st per.) vs. Philadelphia (5/14/96)

SHORT-HANDED GOALS AGAINST – 1 – 3 times (2nd per.) at New Jersey (4/16/00), (1st per.) at Boston (4/25/96) and (2nd per.) vs. Boston (4/22/96)

### FEWEST

SHOTS ON GOAL – 1 – (2nd per.) vs. New Jersey (4/18/00)

SHOTS ON GOAL AGAINST – 2 – (3rd per.) vs. Pittsburgh (5/24/96)

### FASTEST

OPENING GOAL – :23 – Stephen Weiss vs. New Jersey (4/15/12)

OPENING GOAL AGAINST – :33 – Zach Parise at New Jersey (4/17/12)

OPENING GOAL, HOME – :23 – Stephen Weiss vs. New Jersey (4/15/12)

OPENING GOAL, ROAD – :30 – Jody Hull at Boston (4/24/96)

OPENING GOAL AGAINST, HOME – :39 – Mark Messier vs. NY Rangers (4/25/97)

OPENING GOAL AGAINST, ROAD – :33 – Zach Parise at New Jersey (4/17/12)

GOAL FROM START OF PERIOD – :23 – Stephen Weiss (1st per.) vs. New Jersey (4/15/12)

GOAL FROM START OF PERIOD AGAINST – :27 – Petr Nedved (2nd per.) vs. Pittsburgh (5/24/96)

OVERTIME GOAL – 4:06 (OF 1ST OT) – Dave Lowry vs. Philadelphia (5/9/96)

OVERTIME GOAL AGAINST – 5:39 (OF 1ST OT) – Travis Zajac vs. New Jersey (4/24/12)

TWO GOALS SCORED BY ONE PLAYER – :49 – Stephen Weiss (1st per.) vs. New Jersey (4/15/12)

TWO GOALS AGAINST BY ONE PLAYER – 1:19 – Peter Forsberg (1st per.) at Colorado (6/6/96)

TWO GOALS – :25 – Ray Sheppard/Mike Hough (1st per.) vs. Boston (4/17/96)

TWO GOALS AGAINST – :31 – Rene Corbet/Valeri Kamensky (2nd per.) at Colorado (6/6/96)

THREE GOALS – 1:17 – Sheppard 7:37, Hough 8:02, Hull 8:54, (1st per.) vs. Boston (4/17/96)

THREE GOALS AGAINST – 3:49 – Young 10:32, Ricci 12:21, Krupp 14:21, (2nd per.) at Colorado (6/4/96)





# PLAYOFF HISTORY (TEAM:GAME)

// FLORIDA PANTHERS

## MOST

DECISIVE WIN – 6-2 – vs. Boston (4/22/96) and 5-1 at Pittsburgh (5/18/96)

DECISIVE WIN AT HOME – 6-2 – vs. Boston (4/22/96)

DECISIVE WIN ON ROAD – 5-1 – at Pittsburgh (5/18/96)

DECISIVE SHUTOUT – Twice 3-0 – vs. New Jersey (4/21/12) and vs. NY Rangers (4/17/97)

DECISIVE SHUTOUT WIN AT HOME – Twice 3-0 – vs. New Jersey (4/21/12) and vs. NY Rangers (4/17/97)

DECISIVE SHUTOUT WIN ON ROAD – 2-0 – at Philadelphia (5/2/96)

DECISIVE LOSS – 8-1 – at Colorado (6/6/96)

DECISIVE LOSS AT HOME – Twice 4-1 – vs. New Jersey (4/20/00) and 3-0 vs. NY Rangers (4/20/97)

DECISIVE LOSS ON ROAD – 8-1 – at Colorado (6/6/96)

DECISIVE SHUTOUT LOSS – 4-0 – at New Jersey (4/19/12)

DECISIVE SHUTOUT LOSS AT HOME – 3-0 – vs. NY Rangers (4/20/97)

DECISIVE SHUTOUT LOSS ON ROAD – 4-0 – at New Jersey (4/19/12)

GOALS – 6 – Twice - vs. Boston (4/17/96 and 4/22/96)

GOALS AT HOME – 6 – Twice - vs. Boston (4/17/96 and 4/22/96)

GOALS ON ROAD – 5 – at Pittsburgh (5/18/96)

GOALS BOTH TEAMS – 9 – vs. Boston (4/17/96), 6-3 (W) and at Colorado (6/6/96), 8-1 (L)

GOALS AGAINST – 8 – at Colorado (6/6/96), 8-1 (L)

GOALS AGAINST AT HOME – 4 – vs. New Jersey (4/20/00), 4-1 (L)

## FEWEST

PENALTY MINUTES – 2 – vs. Colorado (6/8/96)

PENALTY MINUTES BY OPPONENT – 2 – at New Jersey (4/24/12)

PENALTY MINUTES BY BOTH TEAMS – 6 – vs. Colorado (6/8/96)

SHOTS ON GOAL – 15 – at Philadelphia (5/2/96)

SHOTS ON GOAL AT HOME – 22 – vs. New Jersey (4/18/00)

GOALS AGAINST ON ROAD – 8 – at Colorado (6/6/96), 8-1 (L)

ASSISTS – 11 – vs. Boston (4/17/96)

SCORING POINTS – 17 – vs. Boston (4/17/96)

PENALTY MINUTES – 57 – vs. Boston (4/22/96)

PENALTY MINUTES BY OPPONENT – 64 – vs. Boston (4/22/96)

PENALTY MINUTES BY BOTH TEAMS – 121 – vs. Boston (4/22/96)

PENALTIES – 19 – (57 PIM) vs. Boston (4/22/96)

PENALTIES BY OPPONENT – 21 – (64 PIM) vs. Boston (4/22/96)

POWER-PLAY GOALS – 3 – at New Jersey (4/17/12)

POWER-PLAY GOALS AGAINST – 4 – at Colorado (6/6/96)

SHORT-HANDED GOALS – 1 – Twice - vs. New Jersey (4/21/12), vs. Philadelphia (5/14/96)

SHORT-HANDED GOALS AGAINST – 1 – 3 times - at New Jersey (4/16/00), at Boston (4/25/96) and vs. Boston (4/22/96)

SHOTS ON GOAL – 63 – vs. Colorado (6/10/96)

SHOTS ON GOAL AT HOME – 63 – vs. Colorado (6/10/96)

SHOTS ON GOAL ON ROAD – 42 – vs. Philadelphia (5/12/96)

SHOTS ON GOAL BOTH TEAMS – 119 – vs. Colorado (6/10/96)

SHOTS AGAINST – 56 – vs. Colorado (6/10/96)

SHOTS AGAINST AT HOME – 56 – vs. Colorado (6/10/96)

SHOTS AGAINST ON ROAD – 47 – at Philadelphia (5/4/96)

SHOTS ON GOAL ON ROAD – 15 – at Philadelphia (5/2/96)

SHOTS ON GOAL BOTH TEAMS – 33 – at Philadelphia (5/2/96)

SHOTS AGAINST – 18 – at Philadelphia (5/2/96)

SHOTS AGAINST AT HOME – 22 – vs. Colorado (6/8/97)

SHOTS AGAINST ON ROAD – 18 – at Philadelphia (5/2/96)



# PLAYOFF HISTORY (SEASON)



## // FLORIDA PANTHERS

### MOST

GOALS – 61 – (1996)

ASSISTS – 95 – (1996)

POINTS (GOALS/ASSISTS) – 156 – (1996)

PENALTY MINUTES – 395 – (1996)

GOALS AT HOME – 37 – (1996)

GOALS ON ROAD – 24 – (1996)

GOALS AGAINST – 57 – (1996)

POWER-PLAY GOALS – 14 – (1996)

POWER-PLAY GOALS AGAINST – 20 – (1996)

SHORT-HANDED GOALS – 1 – (1996 and 2012)

SHORT-HANDED GOALS AGAINST – 2 – (1996)

SHUTOUTS – 1 – (1996, 1997 and 2012)

SHUTOUTS AT HOME – 1 – (1997 and 2012)

SHUTOUTS ON ROAD – 1 – (1996)

SHUTOUTS AGAINST – 2 – (1996)

SHUTOUTS AGAINST AT HOME – 1 – (1996 and 1997)

SHUTOUTS AGAINST ON ROAD – 1 – (1996 and 2012)

GAMES – 22 – (1996)

WINS – 12 – (1996)

WINS AT HOME – 7 – (1996)

WINS ON ROAD – 5 – (1996)

LOSSES – 10 – (1996)

LOSSES AT HOME – 4 – (1996)

LOSSES ON ROAD – 6 – (1996)



# PLAYOFF HISTORY (STREAKS)

// FLORIDA PANTHERS

## LONGEST

WIN STREAK – 4 GAMES – 5/9 - 5/18/96

WIN STREAK AT HOME – 3 GAMES – 4/17 - 4/27/96  
and 5/9 - 5/24/96

WIN STREAK ON ROAD – 2 GAMES – 5/12 - 5/18/96

WIN STREAK VS. A SINGLE TEAM – 3 GAMES – vs.  
Boston 4/17 - 4/24/96 and vs. Philadelphia 5/9 -  
5/14/96

WIN STREAK AT HOME VS. A SINGLE TEAM – 3 GAMES  
– vs. Boston 4/17 - 4/27/96

WIN STREAK ON ROAD VS. A SINGLE TEAM – 1 GAME  
– many times

LOSING STREAK – 9 GAMES – 4/20/97-4/13/12

LOSING STREAK AT HOME – 5 GAMES – 4/20/97-  
4/13/12

LOSING STREAK ON ROAD – 6 GAMES – 6/4/96-  
4/16/00

LOSING STREAK VS. A SINGLE TEAM – 5 GAMES – vs.  
New Jersey (4/13/00-4/13/12)

LOSING STREAK AT HOME VS. A SINGLE TEAM – 3  
GAMES – vs. New Jersey (4/18/00-4/13/12)

LOSING STREAK ON ROAD VS. A SINGLE TEAM – 2  
GAMES – vs. New Jersey (4/19- 4/24/12), vs. New  
Jersey (4/13 - 4/15/00), vs. NY Rangers (4/22 - 4/23/97),  
vs. Colorado (6/4 - 6/6/96) and vs. Pittsburgh (5/20 -  
5/28/96)

CONSECUTIVE SHUTOUT STREAK – 1 GAME – 5/2/96  
at Philadelphia 2-0 (Vanbiesbrouck), 4/17/97 vs. NY  
Rangers 3-0 (Vanbiesbrouck), 4/21/12 vs. New Jersey  
3-0 (Theodore)

CONSECUTIVE SHUTOUT STREAK AGAINST – 1  
GAME – 5/28/96 at Pittsburgh 3-0 (Barrasso), 6/10/96  
vs. Colorado 1-0 (Roy) and 4/20/97 vs. NY Rangers 3-0  
(Richter), 4/19/12 at New Jersey 4-0 (Brodeur)

CONSECUTIVE GAMES WITHOUT BEING SHUT OUT –  
15 GAMES – 4/17 - 5/26/96

CONSECUTIVE GAMES WITHOUT SHUTTING OUT  
OPPONENT – 16 GAMES – 5/4 - 6/10/96

CONSECUTIVE SHUTOUT MINUTES – 141:31 – John  
Vanbiesbrouck 6/8 - 6/10/96



# PLAYOFF HISTORY (TEAM:PERIOD)

## // FLORIDA PANTHERS

### MOST

GOALS – 2 – Dave Lowry (2nd per.) vs. Boston (4/22/96), Rob Niedermayer (1st per.) vs. Philadelphia (5/9/96) and Stu Barnes (3rd per.) vs. Pittsburgh (5/24/96), Stephen Weiss (1st per.) vs. New Jersey (4/15/12)

GOALS AGAINST – 3 – Peter Forsberg (1st per.) at Colorado (6/6/96) and Wayne Gretzky (2nd per.) at NY Rangers (4/23/97)

ASSISTS – 3 – Stu Barnes (2nd per.) vs. Boston (4/22/96) and Robert Svehla (2nd per.) vs. NY Rangers (4/17/97)

ASSISTS AGAINST – 3 – Joe Sakic (1st per.) at Colorado (6/6/96)

POINTS – 3 – Stu Barnes (2nd per.) vs. Boston (4/22/96), Ray Sheppard (2nd per.) vs. Boston (4/22/96) and Robert Svehla (2nd per.) vs. NY Rangers (4/17/97)

POINTS AGAINST – 3 – Peter Forsberg (1st per.) at Colorado (6/6/96), Joe Sakic (1st per.) at Colorado

(6/6/96) and Wayne Gretzky (2nd per.) at NY Rangers (4/23/97)

POWER-PLAY GOALS – 2 – Stephen Weiss (1st per.) vs. New Jersey (4/15/12)

POWER-PLAY GOALS AGAINST – 2 – Peter Forsberg (1st per.) at Colorado (6/6/96)

SHORT-HANDED GOALS – 1 – Tomas Kopecky (3rd per.) vs. New Jersey (4/21/12) and Bill Lindsay (1st per.) vs. Philadelphia (5/14/96)

SHORT-HANDED GOALS AGAINST – 1 – Scott Niedermayer (2nd per.) at New Jersey (4/16/00), Adam Oates (3rd per.) at Boston (4/25/96) and Steven Heinze (2nd per.) vs. Boston (4/22/96)

PENALTY MINUTES – 15 – Paul Laus (1st per.) vs. Boston (4/22/96)

PENALTY MINUTES AGAINST – 17 – Shjon Podein (3rd per.) vs. Philadelphia (5/7/96)



# INDIV. PLAYOFF RECORDS (GAME)

// FLORIDA PANTHERS

## MOST

GOALS – 2 – Several times. Last: Reilly Smith vs. New York Islanders (4/14/16)

GOALS AGAINST – 3 – Peter Forsberg at Colorado (6/6/96) and Wayne Gretzky at NY Rangers (4/23/97)

ASSISTS – 3 – Stu Barnes vs. Boston (4/17/96), Ray Sheppard vs. Boston (4/22/96), Dave Lowry vs. Pittsburgh (5/24/96) and Robert Svehla vs. NY Rangers (4/17/97)

ASSISTS AGAINST – 4 – Joe Sakic at Colorado (6/6/96)

POINTS – 4 – Ray Sheppard (1-3-4) vs. Boston (4/22/96)

POINTS AGAINST – 4 – Adam Oates (2-2-4) at Boston (4/25/96) and Joe Sakic (0-4-4) at Colorado (6/6/96)

POWER-PLAY GOALS – 2 – Stephen Weiss vs. New Jersey (4/15/12)

POWER-PLAY GOALS AGAINST – 2 – Rick Tocchet vs. Boston (4/17/96) and Peter Forsberg at Colorado (6/6/96)

SHORT-HANDED GOALS – 1 – Tomas Kopecky (3rd per.) vs. New Jersey (4/21/12), Bill Lindsay vs. Philadelphia (5/14/96)

SHORT-HANDED GOALS AGAINST – 1 – Scott Niedermayer vs. New Jersey (4/16/00), Adam Oates at Boston (4/25/96) and Steve Heinze vs. Boston (4/22/96)

PENALTY MINUTES – 21 – Paul Laus vs. Boston (4/22/96)

PENALTY MINUTES AGAINST – 17 – Dean Chynoweth vs. Boston (4/22/96) and Shjon Podein vs. Philadelphia (5/7/96)

## BY DEFENSEMAN

GOALS – 1 – Several times. Last: Alex Petrovic vs. New York Islanders (4/20/16)

ASSISTS – 3 – Robert Svehla vs. NY Rangers (4/17/97)

POINTS – 3 – Robert Svehla vs. NY Rangers (4/17/97)



# INDIV. PLAYOFF RECORDS (SEASON)

## // FLORIDA PANTHERS

### MOST

GAMES PLAYED – 22 – 11 Players (1996)

GOALS – 10 – Dave Lowry (1996)

ASSISTS – 10 – Stu Barnes (1996)

POINTS – 17 – Dave Lowry (1996)

PENALTY MINUTES – 62 – Paul Laus (1996)

POWER-PLAY GOALS – 4 – Dave Lowry (1996)

SHORT-HANDED GOALS – 1 – Tomas Kopecky (2012) and Bill Lindsay (1996)

GAME-WINNING GOALS – 2 – Dave Lowry, Stu Barnes, Rob Niedermayer, Tom Fitzgerald and Mike Hough (1996)

SHOTS ON GOAL – 57 – Stu Barnes and Scott Mellanby (1996)

HAT TRICKS – None

GOALS BY DEFENSEMAN – 2 – Jason Woolley and Paul Laus (1996)

ASSISTS BY DEFENSEMAN – 8 – Ed Jovanovski (1996)

POINTS BY DEFENSEMAN – 9 – Ed Jovanovski (1996)

PENALTY MINUTES BY DEFENSEMAN – 62 – Paul Laus (1996)

POWER-PLAY GOALS BY DEFENSEMAN – 1 – Jason Garrison (2012), Brian Campbell (2012), Robert Svehla (1997), Jason Woolley (1996)

SHORT-HANDED GOALS BY DEFENSEMAN – None

GAME-WINNING GOALS BY DEFENSEMAN – 1 – Alex

Petrovic (2016), Brian Campbell (2012), Jason Woolley (1996)

SHOTS BY DEFENSEMAN – 53 – Gord Murphy (1996)

GAMES BY ROOKIE – 22 – Ed Jovanovski (1996)

GOALS BY ROOKIE – 1 – Radek Dvorak and Ed Jovanovski (1996) and Dave Nemirovsky (1997)

ASSISTS BY ROOKIE – 8 – Ed Jovanovski (1996)

POINTS BY ROOKIE – 9 – Ed Jovanovski (1996)

PENALTY MINUTES BY ROOKIE – 52 – Ed Jovanovski (1996)

POWER-PLAY GOALS BY ROOKIE – None

SHORT-HANDED GOALS BY ROOKIE – None

GAME-WINNING GOALS BY ROOKIE – None

SHOTS BY ROOKIE – 51 – Ed Jovanovski (1996)

WINS BY GOALTENDER – 12 – John Vanbiesbrouck (1996)

SHUTOUTS – 1 – Jose Theodore (2012), John Vanbiesbrouck (1996 and 1997)

PENALTY MINUTES BY GOALTENDER – 20 – John Vanbiesbrouck (1996)

ASSISTS/POINTS BY GOALTENDER – 1 – Scott Clemmensen (2012), John Vanbiesbrouck (1996)



# INDIV. PLAYOFF RECORDS (STREAKS)

// FLORIDA PANTHERS

## LONGEST

GAMES PLAYED – 22 – 11 Players (1996)

GOAL STREAK – 3 GAMES – Reilly Smith (4/14-4/17/16)

MULTI-POINT GAME STREAK – 3 GAMES – Reilly Smith (4/14-4/17/16)

ASSIST STREAK – 5 GAMES – Jason Woolley (4/17 - 4/27/96)

POINT STREAK – 7 GAMES – Dave Lowry (5/9 - 5/26/96)



# GOALTENDING PLAYOFF RECORDS

## // FLORIDA PANTHERS

### PERIOD

**MOST GOALS ALLOWED** – 5 – Roberto Luongo vs. New York Islanders (4/14/16)

**MOST SHOTS FACED** – 26 – Jose Theodore (1st per.) vs. New Jersey (4/13/12)

**MOST SHOTS, OPPONENT** – 23 – Tom Barrasso (3rd per.) vs. Pittsburgh (5/24/96)

**MOST SAVES** – 23 – Jose Theodore (1st per.) vs. New Jersey (4/13/12)

**MOST SAVES, OPPONENT** – 20 – Tom Barrasso (3rd per.) vs. Pittsburgh (5/24/96)

### GAME

**FEWEST GOALS AGAINST** – 0 – Jose Theodore vs. New Jersey (4/21/12), John Vanbiesbrouck at Philadelphia (5/2/96) and vs. NY Rangers (4/17/97)

**MOST GOALS AGAINST** – 4 – Scott Clemmensen at New Jersey (4/19/12), Mike Vernon vs. New Jersey (4/20/00), John Vanbiesbrouck at NY Rangers (4/22/97), at Colorado (6/6/96) and at Boston (4/25/96) and Mark Fitzpatrick at Colorado (6/6/96)

**MOST SHOTS AGAINST** – 56 – John Vanbiesbrouck vs. Colorado (6/10/96)

**MOST SAVES** – 55 – John Vanbiesbrouck vs. Colorado (6/10/96)

**MOST PENALTIES** – 2 – John Vanbiesbrouck vs. Boston (4/22/96) and vs. Philadelphia (5/7/96)

**MOST PENALTY MINUTES** – 10 – Mike Vernon at New Jersey (4/13/00)

**MOST POINTS** – 1 – Scott Clemmensen at New Jersey (4/17/12) and John Vanbiesbrouck at Boston (4/25/96)

### SEASON

**MOST CONSECUTIVE STARTS** – 22 – John Vanbiesbrouck (1996)

**MOST CONSECUTIVE GAMES PLAYED** – 22 – John Vanbiesbrouck (1996)

**LONGEST WIN STREAK** – 4 GAMES – John Vanbiesbrouck (5/9 - 5/18/96)

**LONGEST LOSING STREAK** – 4 GAMES – Mike Vernon (4/13 - 4/20/00) and John Vanbiesbrouck (4/20 - 4/25/97 and 6/4 - 6/10/96)

**CONSECUTIVE SCORELESS MINUTES** – 141:31 – John Vanbiesbrouck vs. Colorado (6/8 - 6/10/96)



# ROOKIE PLAYOFF RECORD

// FLORIDA PANTHERS

## PERIOD

GOALS – 1 – Ed Jovanovski (1st per.) vs. Boston (4/22/96), Radek Dvorak (2nd per.) vs. Pittsburgh (5/24/96) and Dave Nemirovsky (3rd per.) at NY Rangers (4/23/97)

ASSISTS – 1 – Several times. Last: Garrett Wilson (3rd per.) vs. New York Islanders (4/20/16)

POINTS – 1 – Several times. Last: Garrett Wilson (3rd per.) vs. New York Islanders (4/20/16)

PENALTY MINUTES – 12 – Ed Jovanovski (3rd per.) vs. Philadelphia (5/7/96)

## GAME

GOALS – 1 – Ed Jovanovski vs. Boston (4/22/96), Radek Dvorak vs. Pittsburgh (5/24/96) and Dave Nemirovsky at NY Rangers (4/23/97)

ASSISTS – 2 – Ed Jovanovski vs. Philadelphia (5/9/96)

POINTS – 2 – Ed Jovanovski vs. Philadelphia (5/9/96) and Radek Dvorak vs. Pittsburgh (5/24/96)

PENALTY MINUTES – 14 – Ed Jovanovski vs. Philadelphia (5/7/96)

POWER-PLAY GOALS – None

SHORT-HANDED GOALS – None









# **GENERAL INFO**



# FLORIDA PANTHERS ICE DEN

The Florida Panthers IceDen, is a 125,000 square foot, state-of-the-art recreational skating and entertainment complex that houses three ice rinks and was the first designed multi-sheet facility in Florida. This facility, which opened its doors in Nov. 1996, is also the primary practice facility for the NHL's Florida Panthers.

The Florida Panthers IceDen embarked on an additional expansion project during 2009 that saw an additional 50,000 square feet including a third NHL regulation size ice surface and a state-of-the-art training facility for the Florida Panthers. Along with the third sheet of ice, the Florida Panthers IceDen added a 16,000 square-foot training facility for the Florida Panthers. The training facility includes staff offices, a player's lounge, locker room, meeting room, media work room, theater and a gym.

The Florida Panthers IceDen has hosted a variety of prestigious events including the Sunshine State Figure Skating Championships, the Florida State High school Hockey Championships, the State Amateur Hockey of Florida Championships, Special Olympics Florida, NHL Sled Hockey Tournament, and the USA Hockey National Championships. The facility also hosts the Florida Panthers developmental camp, summer hockey schools, as well as international adult hockey tournaments. The Florida Panthers IceDen was also named by USA Hockey Magazine as one of the 10 coolest rinks in the United States and continues to be one of the busiest facilities in the country.

The expansion of The Florida Panthers IceDen continues the building's commitment to being one of the premier ice facilities in the country. The third sheet of ice is used primarily for the Florida Panthers however, other Panthers IceDen programs also utilize the rink: the Panthers Figure Skating Club, Florida JR Panthers Travel Youth Hockey League, Vanguard Youth Hockey League, and the Panthers Adult Hockey League.

In addition to public skating sessions, the Panthers IceDen also hosts broomball, birthday parties, learn to skate programs, and other exciting on and off ice activities to include a recently constructed 3,000 square foot gym – Panthers Center of Excellence – in the winter of 2017 which is now open for the public.

Visit [www.PanthersIceDen.com](http://www.PanthersIceDen.com) for more information or follow @PanthersIceDen on Twitter, Instagram and Facebook.



# BB&T CENTER

Home of the Florida Panthers hockey club and internationally recognized concerts and events, the Broward County-owned BB&T Center is one of the top ranked venues of its kind in the world. BB&T, one of the largest banks in the United States, assumed naming rights for 'The Center of It All' on Sept. 10, 2012 as part of a 10-year agreement for the venue's naming rights.

Spectators have enjoyed Florida Panthers hockey, concert headliners that include Justin Timberlake, Pearl Jam, Billy Joel, Maroon 5, Katy Perry, Jay-Z, Garth Brooks, Michael Bublé, Bruce Springsteen, Rihanna, and Pitbull as well as family shows like Cirque du Soleil, Disney on Ice, Marvel Universe Live and Monster Jam. In addition, the venue has played host to the 2001 and 2015 NHL Entry Drafts and the 2003 NHL All-Star Game, as well as acting as the annual home for Y100 Jingle Ball and MetroPCS Orange Bowl Basketball Classic.

BB&T Center offers versatile programming reflective of the rich diversity of the South Florida community. In addition to hosting Florida Panthers hockey and world class live entertainment, BB&T Center also hosts corporate functions, charity events, youth hockey games, seminars and much more.

Club Lexus is a 12,000+ square-foot exclusive lounge for concerts, shows, and events including a center ice view for hockey games. Club Lexus offers all-inclusive superior cuisine and an all-inclusive full-service bar. Other offers include VIP valet parking, private entrance, early entry to an event and much more.

Lord Stanley's Loft at BB&T Center encompasses approximately 8,000 square feet and caters to approximately 500 guests with a Panthers themed interior design, full-service bar, outdoor patio, specialty buffet and tremendous sidelines. The Penalty Box offers fans another luxury seating and dining option inside the BB&T Center.

BB&T Center is also the home for private loge box seating. These state of the art boxes include the upscale amenities of a luxury suite with the excitement of sitting in the arena bowl. Amenities include comfortable, swivel contoured chair with seating for four or eight people, countertop dining and viewing opportunities with access to waiter/waitress service, concierge service and more.

For more information please visit [www.thebbtcenter.com](http://www.thebbtcenter.com) and follow @ThebbtCenter on Twitter, Instagram, Facebook and Snapchat.

#### **Other destinations at BB&T Center:**

- Club Lexus
- Coca-Cola Food Courts
- Lord Stanley's Loft
- JetBlue Tarmac,
- Lexus VIP Lot
- American Barrels Bourbon Bar
- Center Ice Bar
- The Legends Lounge,
- Mardi Gras Casino Jester's Court
- Coors Light Cold Zone
- Corona Beach House







# FLORIDA PANTHERS ALUMNI ASSOCIATION

For over 20 years, the Florida Panthers Alumni Association's mission has continued impacting South Florida charities, supporting and growing the sport of hockey, assisting The Panthers Foundation and Community Development, all at a grass roots level. Founded and headed by former Panther/NHL de-fenseman, and current Panthers broadcaster "Red Deer" Randy Moller, the Alumni Association also continues its mission encouraging retired players and their families to remain involved and support the Florida Panthers organization in its numerous charitable and partnership endeavors, including the NHL/NHLPA "Learn to Play" program in the South Florida Community.

Through their yearly scholarships and grants program, the Alumni Association has distributed over \$360,000.00 to hundreds of eligible individuals and numerous South Florida youth hockey associations, plus benefiting team sponsors and supporters through speaking engagements, hospital visits, promo-tional tours, player clinics/appearances and charity hockey games.



# NATIONAL HOCKEY LEAGUE



## 2017-18 NHL OFFICIALS

### REFEREES

NAME	NUMBER
Anderson, Reid*	49
Brenk, Jacob	26
Charron, Francis	6
Chmielewski, Tom	18
Dwyer, Gord	19
Furlatt, Eric	27
Hanson, Trevor	14
Hebert, Ghislain	22
Hebert, Jean	15
Jackson, Dave	8
Joannette, Marc	25
Kowal, Tom	32
Kozari, Steve	40
Lambert, Pierre*	47
L'Ecuyer, Frederick	17
Lee, Chris	28
Leggo, Mike	3
Luxmore, Thomas John	21
MacDougall, Peter*	45
McCauley, Wes	4
McIsaac, Jon	2
Meier, Brad	34
Morton, Dean	36
Nicholson, Kendrick	30
O'Halloran, Dan	13
O'Rourke, Dan	9
Peel, Tim	20
Pochmara, Brian	16
Pollock, Kevin	33
Rank, Garrett	7
Rehman, Kyle	10
Romasko, Evgeny*	39
Rooney, Chris	5
Schlenker, Chris*	48
Skilliter, Graham	24
South, Furman*	44
St-Laurent, Francois	38
St. Pierre, Justin	12
Sutherland, Kelly	11
Voss, Cameron*	41
Walsh, Ian	29
Watson, Brad	23

### LINESMEN

NAME	NUMBER
Alphonso, Shandor	52
Amell, Derek	75
Barton, Steve	59
Berg, Devin	87
Brisebois, David	96
Cameron, Lonnie	74
Cherrey, Scott	50
Cormier, Michel	76
Daisy, Ryan	81
Devorski, Greg	54
Driscoll, Scott	68
Galloway, Ryan	82
Gawryletz, Brandon	64
Gibbons, Ryan	58
Gibbs, Darren	66
Henderson, Don	91
Heyer, Shane	55
Knorr, Trent	63
Kovachik, Brad	71
Mach, Brian	78
MacPherson, Matt	83
Miller, Steve	89
Mills, Bevan*	53
Murchison, Kiel	79
Murphy, Brian	93
Murray, Jonny	95
Nagy, Kory	97
Nansen, Derek	70
Nowak, Tim	77
Pancich, Bryan	94
Racicot, Pierre	65
Rody, Vaughan	73
Sericolo, Anthony	84
Smith, Andrew	51
Shewchyk, Mark	92
Suchanek, Libor*	60
Wheler, Mark	56

\*Minor league officials

**NEW YORK**  
1185 Avenue of the Americas, 15th  
Floor  
New York, NY 10036  
O: 212-789-2000  
F: 212-789-2020

**TORONTO**  
50 Bay Street, 11th Floor  
Toronto, ON M5J 2X8  
O: 416-359-7900  
F: 416-981-2779

**MONTREAL**  
1800 McGill College Avenue, Suite  
2600  
Montreal, QC H3A 3J6  
O: 514-841-9220

### EXECUTIVE

Commissioner: Gary B. Bettman  
Deputy Commissioner: William Daly  
Senior Executive Vice President of Hockey Operations : Colin Campbell



# NHL COMMUNICATION CONTACTS

## NHL COMMUNICATIONS (@PR\_NHL)

**GARY MEAGHER**, Executive Vice President, Communications  
O: 416-359-7960, C: 416-729-4700, gmeagher@nhl.com

**FRANK BROWN**, Group Vice President, Communications  
O: 212-789-2042, C: 347-853-4390, fbrown@nhl.com  
\* Commissioner's Office requests

**JOHN DELLAPINA**, Group Vice President, Communications  
O: 212-789-2115, C: 917-363-7988, jdellapina@nhl.com  
\* Department of Player Safety requests and general hockey inquiries

**JAMEY HORAN**, Senior Vice President, Event Communications & Player Development  
O: 212-789-2785, C: 646-652-9981, jhoran@nhl.com  
\* Deputy Commissioner requests and event/player development inquiries

**JENNIFER NEZIOL**, Vice President, Corporate Communications  
O: 416-359-7912, C: 416-275-9182, jneziol@nhl.com  
\* Corporate & strategic business inquiries

**BENNY ERCOLANI**, Statistician & Information Officer  
O: 416-359-7963, C: 416-729-5666, bercolani@nhl.com

**GREG INGLIS**, Senior Director, News Services  
O: 212-789-2065, C: 347-853-2461, ginglis@nhl.com  
\* Editorial content/research

**NIRVA MILORD**, Director, Communications  
O: 212-789-2123, C: 917-715-6187, nmilord@nhl.com  
\* Corporate communications and entertainment publicity

**JENNIFER MOAD**, Director, Communications  
O: 416-359-7961, C: 416-527-2852, jmoad@nhl.com

**CHRIS WOJCIK**, Director, Event Communications & Player Development  
O: 212-789-2097, C: 646-285-7711, cwojcik@nhl.com  
\* Event inquiries

**JULIE YOUNG**, Director, Communications  
O: 416-359-7964, C: 416-605-3550, jyoung@nhl.com  
\* Hockey Operations and Officiating requests

**TREVOR BJERGSO**, Senior Manager, Communications

O: 416-359-7965, C: 416-540-5306, tbjergso@nhl.com  
\* Social media inquiries and Central Scouting requests

**DAVID KEON**, Senior Manager, Communications  
O: 416-359-7962, C: 416-729-5665, dkeon@nhl.com  
\* International credentials

**CHRIS ACKROYD**, Manager, Communications  
O: 416-359-7978, C: 437-777-9296, cackroyd@nhl.com  
\* In-game communications

**JOSH BERNSTEIN**, Manager, Communications  
O: 212-789-2609, C: 516-528-8365, jbpr@nhl.com  
\* Editorial content/research and Morning Skate

**CASEY BLOSSOM**, Manager, Event Communications & Player Development  
O: 212-324-8112, C: 646-634-1311, cblossom@nhl.com

**BRENDON CROSSMAN**, Manager, Communications  
O: 416-359-7903, C: 416-702-4645, bcrossman@nhl.com  
\* In-game communications

**JASMINE GHAFOUR**, Manager, Communications  
O: 416-359-7968, C: 647-808-4876, jghafour@nhl.com

**DYLAN COOPER**, Coordinator, Communications  
O: 416-359-7978, C: 289-423-5202, dcooper@nhl.com  
\* In-game communications

**MEGAN COOPER**, Coordinator, Event Communications & Player Development  
O: 212-324-8161, mcooper@nhl.com

**JEFF DAY**, Coordinator, Event Communications & Player Development  
O: 212-789-2108, C: 914-552-1660, jday@nhl.com

**GINA MORRA**, Assistant, Event Communications & Player Development  
O: 212-789-2690, gmorra@nhl.com

The National Hockey League is committed to promoting more sustainable business practices with member clubs, players, fans, partners and employees, so that all can be more responsible stewards of the planet by reducing the use of resources and reusing or recycling equipment and materials. For more information on NHL Green, visit [www.nhl.com/green](http://www.nhl.com/green).





# NHL CRITICAL DATES

## September

- 7 Rookie camps open
- 14 Training camps open
- 16 Preseason schedule begins
- 21 2017 NHL China Games™: Los Angeles Kings vs. Vancouver Canucks (Mercedes-Benz Arena, Shanghai, China)
- 21 6th Annual CCM/USA Hockey All-American Prospects Game (KeyBank Center, Buffalo, NY)
- 23 2017 NHL China Games™: Vancouver Canucks vs. Los Angeles Kings (Wukesong Arena, Beijing, China)
- 24 2017 Kraft Hockeyville™ USA: Pittsburgh Penguins vs. St. Louis Blues (UPMC Lemieux Sports Complex, Cranberry Township, Penn.)
- 25 2017 Kraft Hockeyville Canada: Ottawa Senators vs. New Jersey Devils (Credit Union Place, Summerside, PEI)

## October

- 3 Opening day playing rosters set (5 p.m. ET)
- 4 Opening night of 2017-18 NHL regular season (4 games)
- 4 Pittsburgh Penguins raise Stanley Cup banner (vs. St. Louis Blues)
- 5 First regular-season game at Little Caesars Arena (Minnesota Wild @ Detroit Red Wings)
- 6 First NHL game for Vegas Golden Knights (vs. Dallas Stars)
- 10 First NHL home game for Golden Knights at T-Mobile Arena (vs. Arizona Coyotes)
- 23 NHL Alumni Awards Gala – Honorees: Mario Lemieux, Wendy McCreary (Toronto, Ont.)

## November

- 1 Hockey Fights Cancer Awareness Month
- 10-11 2017 SAP NHL Global Series™: Colorado Avalanche & Ottawa Senators (Ericsson Globe, Stockholm, Sweden)
- 10 Hockey Hall of Fame Game: Boston Bruins at Toronto Maple Leafs
- 13 Hockey Hall of Fame Induction Ceremony (Toronto, Ont.): Inductees: Dave Andreychuk, Danielle Goyette, Paul Kariya, Mark Recchi, Teemu Selanne (Player category); Clare Drake, Jeremy Jacobs (Builder category); Cam Cole, Dave Strader (Media honorees).
- 17 NHL General Managers' Meeting (Le Windsor Hotel, Montreal, Que.)
- 24 2017 Discover NHL Thanksgiving Showdown™: Pittsburgh Penguins at Boston Bruins
- 26 NHL Founders Day (1917)

## December

- 1 Signing deadline for Group 2 free agents (5 p.m. ET)
- 13 U.S. Hockey Hall of Fame Induction (Inductees: Kevin Collins, Jack Parker, Ben Smith, Ron Wilson, Scott Young) and Celebration of Lester Patrick (Recipients: TBA) (Boston, Mass.)
- 16 2017 Scotiabank NHL 100 Classic™: Montreal Canadiens at Ottawa Senators (Lansdowne Park, Ottawa, Ont.)
- 19 100th Anniversary of League's first games played
- 19-27 Holiday roster freeze in effect: For all players on an NHL active roster, injured reserve, or with non-roster and injured non-roster status as of midnight (local time) Dec. 19, a roster freeze shall apply through midnight (local time) Dec. 27, with respect to waivers, trades and loans, subject to the exceptions provided for in CBA Article 16.5 (d).
- 24-26 Holiday break (no scheduled practices – dressing rooms closed)
- 26-Jan. 5 IIHF World Junior Championship (Orchard Park/Buffalo, NY)

## January

- 1 2018 Bridgestone NHL Winter Classic®: Buffalo Sabres at New York Rangers (Citi Field, New York, NY)
- Week of 15th NHL Central Scouting Mid-Season Rankings release
- 20 18th Annual Scotiabank Hockey Day in Canada (Host: Corner Brook, Nfld.)
- 25 CHL/NHL Top Prospects Game (Guelph, Ont.)



# NHL CRITICAL DATES

- 26-29 NHL All-Star Break (no games played)
- 26-28 No scheduled practices – dressing rooms closed
- 27-29 2018 NHL All-Star Weekend (Amalie Arena, Tampa Bay, Fla.)
- 30 NHL regular season resumes

## February

- 1 Hockey Is for Everyone Month
- 26 2018 NHL Trade Deadline (3 p.m. ET)

## March

- 1 NHL Green Month
- 2-4 Hockey Week Across America (USA Hockey)
- 3 2018 Coors Light NHL Stadium Series™: Toronto Maple Leafs at Washington Capitals (Navy-Marine Corps Memorial Stadium, Annapolis, Md.)
- 19-21 NHL General Managers' Meeting (Boca Raton, Fla.)
- 23-25 NCAA Regionals

## April

- 5-7 NCAA Frozen Four (Xcel Energy Center, Saint Paul, Minn.)
- 7 Last day of regular season
- Week of 9th NHL Central Scouting Final Rankings release
- 11 Stanley Cup Playoffs begin
- 19-29 IIHF Under-18 World Championship (Chelyabinsk/Magnitogorsk, Russia)
- TBA 2018 NHL Draft Lottery

## May

- 4-20 IIHF World Championship (Copenhagen/Herning, Denmark)
- 17-27 CHL Memorial Cup (Brandt Centre, Regina, Sask.)
- 27-June 2 2018 NHL Scouting Combine (Buffalo, N.Y.)

## June

- 13 Last possible day for 2018 Stanley Cup Final
- 22-23 2018 NHL Draft™ (American Airlines Center, Dallas, Tex.)
- TBA 2018 NHL Awards

## July

- 1 Free agency begins (12 p.m. ET)
- 5 Deadline for player-elected salary arbitration notification (5 p.m. ET)
- 6 Deadline for club-elected salary arbitration notification (5 p.m. ET)
- 20-Aug. 4 Salary arbitration hearings held

## August

- 6 Deadline for salary arbitration decisions to be rendered



